





public works
& infrastructure
Department
Public Works and Infrastructure
REPUBLIC OF SOUTH AFRICA


Private Bag x 229, PRETORIA, 0001 Tel 012 492 3022 Email: Edward.mbele@dpw.gov.za


Enquiries on this project: Mr E. Mbele Cell 083 326 9478

PLACE / RESIDENCE: Durban Dube House, restoration and re-upholstery of furniture.

NO	DESCRIPTION OF WORK	QTY	UNIT PRICE	PRICE EXC VAT
1.	INTERLOCKING DINING TABLE LEAVES			
1.1	<p>Strip all old varnish from all surfaces, sand all surfaces, re-finish all surfaces seal all surfaces with 4 coats of sealer, polish and buff all surfaces with four coats of wax to create a protective, premium surface.</p> 	6		

1.2	Remove existing small diameter connector dowels and replace with larger diameter dowels, and re-drill larger receiver slots			
1.3	Replace connector plates with heavy duty stainless steel latches for the easy and secure attachment of leaves.			
1.4	Stabilize the central stem, and sub-structure of each leaf			
1.5	Service all castors polish all feet and replace all attachment hardware. Seized castors will be replaced as needed, and associated costs that will be determined Treat all surfaces with an odour-less paint-on Wood Borer prevention treatment. (Wood Borer fumigation, to kill all active insects is available).			
1.6	Install numbered laser-cut stainless steel plates for ordered reconnection of leaves			
2	MATCHING STAND-ALONE DINING TABLES	2		
				
1.1	Strip all old varnish from all surfaces, sand all surfaces, re-finish all surfaces (fill and blend where necessary), seal all surfaces with 4 coats of sealer (sanding between each coat to create a velvet finish), polish and buff all surfaces with four coats of wax (faux-French Polish) to create a protective, premium surface.			



1.2	Stabilize all legs and rebuild the substructure			
1.3	Service all castors polish all feet. Seized castors will be replaced as needed, and associated costs that will be determined			
1.4	Treat all surfaces with an odourless paint-on Wood Borer prevention treatment. (Wood Borer fumigation, to kill all active insects is available)			
3	STAND-ALONE DINING TABLE	1		
				
3.1.	Strip all old varnish from all surfaces, sand all surfaces, refinish all surfaces (fill and blend where necessary), seal all surfaces with 4 coats of sealer (sanding between each coat to create a velvet finish), polish and buff all surfaces with four coats of wax (faux-French Polish) to create a protective, premium surface.			
3.2	Stabilize all legs and rebuild the substructure			
3.3	Service all castors. Seized castors will be replaced as needed, and associated costs that will be determined			
3.4	Treat all surfaces with an odourless paint-on Wood Borer prevention treatment. (Wood Borer fumigation, to kill all active insects is available)			
4	UPHOLSTERED DINING CHAIR	6		
4.1	Strip all old varnish from all surfaces, sand all surfaces, refinish all surfaces (fill and blend where necessary), seal all surfaces with 4 coats of sealer (sanding between each coat to create a velvet finish), polish and buff all surfaces with four coats of wax (faux-French Polish) to create a protective, premium surface.			


				
4.2	Non upholstered back rest chairs with the same fabric	2		
4.3	Stabilize all legs and the sub-structure of each chair			
4.4	Treat all surfaces with an odourless paint-on Wood Borer prevention treatment. (Wood Borer fumigation, to kill all active insects is available)			
4.5	Re upholstery is available if required (1m of fabric is required per chair, and will be supplied by the client. No re-upholstery only restoration of wood.			
5	WICKER DINING CHAIR WITH CUSHIONS	26		
	Strip all old varnish from all surfaces, sand all surfaces, refinish all surfaces (fill and blend where necessary), seal all surfaces with 4 coats of sealer (sanding between each coat to create a velvet finish), polish and buff all surfaces with four coats of wax (faux-French Polish) to create a protective, premium surface.			






Fabrics for cushions: Gosh – 23 Bordeaux (HF)


5.2	Stabilize all legs and the sub-structure of each chair			
5.3	Cushion rebuild and refill, including the sewing of a new upholstery cover (each cushion will require 0.5m of fabric. The cost excludes the supply of fabric which will be chosen in consultation with the client)			
5.4	Treat all surfaces with an odourless paint-on Wood Borer prevention treatment. (Wood Borer fumigation, to kill all active insects is available)			
5.5	Addition: Replace broken wicker and install new wicker, and stain to age and blend (per chair			
6	SIDEBOARD SERVER	1		
6.1	Strip all old varnish from all exterior surfaces, sand all exterior surfaces, refinish all exterior surfaces (fill and blend where Necessary), seal all exterior surfaces with 4 coats of sealer (sanding between each coat to create a velvet finish), polish and buff all exterior surfaces with four coats of wax (faux-French Polish) to create a protective, premium surface. All interior surfaces will be lightly sanded, sealed with two coats of sealer and polished			


				
6.2	All handles, ornamental metals, hinges, clasps and key plates will be removed and polished and all hardware checked and matched			
6.3	Treat all surfaces with an odourless paint-on Wood Borer prevention treatment. (Wood Borer fumigation, to kill all active insects is available			
7	DISPLAY CABINET			
7.1		1		


7.2	Strip all old varnish from all exterior surfaces, sand all exterior surfaces, refinish all exterior surfaces (fill and blend where Necessary), seal all exterior surfaces with 4 coats of sealer (sanding between each coat to create a velvet finish), polish and buff all exterior surfaces with four coats of wax (faux-French Polish) to create a protective, premium surface. All interior surfaces will be lightly sanded, sealed with two coats of sealer and polished			
7.3	All handles, ornamental metals, hinges, clasps and key plates will be removed and polished and all hardware checked and matched			
7.4	Treat all surfaces with an odourless paint-on Wood Borer prevention treatment. (Wood Borer fumigation, to kill all active insects is available			
8	FLOWER STANDS	2		
8.1	Strip all old varnish from all surfaces, sand all surfaces, refinish all surfaces (fill and blend where necessary), seal all surfaces with 4 coats of sealer (sanding between each coat to create a velvet finish), polish and buff all surfaces with four coats of wax (faux-French Polish) to create a protective, premium surface. 			
8.2	Treat all surfaces with an odourless paint-on Wood Borer prevention treatment. (Wood Borer fumigation, to kill all active insects is available)			
8.3	Addition 1. Recreate and replace missing rib, and stain to match			



	2. Match lower section of timber foot, machine and rebuild foot, and create a new brass foot			
9	WEDGEWOOD OCCASIONAL TABLE	1		
9.1	<p>. Strip all old varnish from all surfaces, sand all surfaces, refinish all surfaces, seal all surfaces with 4 coats of sealer (sanding between each coat to create a velvet finish), polish and buff all surfaces with four coats of wax between velvet finish), (faux-French Polish) to create a protective, premium surface.</p> 			
9.2	Stabilize the central stem, and sub-structure of the table			
9.3	Clean Wedgewood relief, and if necessary restore, at a cost to be determined			
9.4	Treat all surfaces with an odourless paint-on Wood Borer prevention treatment. (Wood Borer fumigation, to kill all active insects is available			
9.5				
10	GREEN DINING CHAIRS	3		
10.1	Strip all old varnish from all surfaces, sand all surfaces, refinish all surfaces (fill and blend where necessary), seal all surfaces with 4 coats of sealer (sanding between each coat to create a velvet finish), polish and buff all surfaces with four coats of wax (faux-French Polish) to create a protective, premium surface.			



	 			
10.2	Stabilize all legs and stabilize the sub-structure of each chair			
10.3	Treat all surfaces with an odourless paint-on Wood Borer prevention treatment. (Wood Borer fumigation, to kill all active insects is also available)			
10.4	Reupholstery is available if required (Each chair will require 0.5m of fabric. The cost excludes the supply of fabric which will be chosen in consultation with the client)			
10.5	Addition: Machine and install a cross member from matching			



	timber and stain to match if necessary			
11	WEDGEWOOD SERVER	1		
11.1	<p>Strip all old varnish from all exterior surfaces, sand all exterior surfaces, refinish all exterior surfaces (fill and blend where necessary), seal all exterior surfaces with 4 coats of sealer (sanding between each coat to create a velvet finish), polish and buff all exterior surfaces with four coats of wax (faux-French Polish) to create a protective, premium surface. All interior surfaces will be lightly sanded, sealed with two coats of sealer and polished</p> 			
11.2	Clean Wedgewood relief, and if necessary restore, at a cost to be determined			
11.3	Treat all surfaces with an odourless paint-on Wood Borer prevention treatment. (Wood Borer fumigation, to kill all active insects is also available)			
12	WALNUT FOLD-DOWN WRITING DESK	2		
12.1	Strip all old varnish from all exterior surfaces, sand all exterior surfaces, refinish all exterior surfaces (fill and blend where necessary), seal all exterior surfaces with 4 coats of sealer (sanding between each coat to create a velvet finish), polish and buff all exterior surfaces with four coats of wax (faux-French Polish) to create a protective, premium surface. All interior			



	surfaces will be lightly sanded, sealed with two coats of sealer and polished			
				
12.2	Clean and polish leather surface and reattach all edges			
12.3	All handles, ornamental metals, hinges, clasps and key plates will be removed and polished and all hardware checked and matched			
12.4	Treat all surfaces with an odourless paint-on Wood Borer prevention treatment. (Wood Borer fumigation, to kill all active insects is also available)			
13	9 -DRAWER LEATHER IN-LAY WRITING DESK	1		
13.1	Strip all old varnish from all exterior surfaces, sand all exterior surfaces, refinish all exterior surfaces (fill and blend where necessary), seal all exterior surfaces with 4 coats of sealer (sanding between each coat to create a velvet finish), polish and buff all exterior surfaces with four coats of wax (faux-French Polish) to create a protective, premium surface. All interior surfaces will be lightly sanded, sealed with two coats of sealer and polished			


				
12.2	Clean and polish leather surface and reattach all edges			
12.3	All handles, ornamental metals, hinges, clasps and key plates will be removed and polished and all hardware checked and matched			
12.4	Treat all surfaces with an odourless paint-on Wood Borer prevention treatment. (Wood Borer fumigation, to kill all active insects is also available			
13	GOLD ARM CHAIR	1		
13.1	Source and install a new, matching castor			
13.2	Install new dust cover			
13.3	Treat all surfaces with an odourless paint-on Wood Borer prevention treatment. (Wood Borer fumigation, to kill all active insects is also available)			


				
14	BLUE ARM CHAIR	2		
14.1	Rebuild the spring mechanism of the chair 			
14.2	Stabilize the legs and the sub-structure of the chair			
14.3	Install new dust cover			
14.4	Treat all surfaces with an odourless paint-on Wood Borer prevention treatment. (Wood Borer fumigation, to kill all active insects is also available)			

15	DAYBED	1		
15.1	Strip all old varnish from all surfaces, sand all surfaces, refinish all surfaces (fill and blend where necessary), seal all surfaces with 4 coats of sealer (sanding between each coat to create a velvet finish), polish and buff all surfaces with four coats of wax (faux-French Polish) to create a protective, premium surface.			
15.2	Reupholster the daybed and cushions. (The bed will require 6m of fabric. The cost excludes the supply of fabric which will be chosen in consultation with the client) 			
15.3	Treat all surfaces with an odourless paint-on Wood Borer prevention treatment. (Wood Borer fumigation, to kill all active insects is also available. Quote on a fabric of R1000.00 per meter.			
16	PRESIDENT'S DESK			
				

	 			
16.1	Strip all old varnish from all exterior surfaces, sand all exterior surfaces, refinish all exterior surfaces (fill and blend where Necessary), seal all exterior surfaces with 4 coats of sealer (sanding between each coat to create a velvet finish), polish and buff all exterior surfaces with four coats of wax (faux-French Polish) to create a protective, premium surface. All interior surfaces will be lightly sanded, sealed with two coats of sealer and polished			
16.2	Clean and polish seater surface and reattach all edges			
18.3	All handles, ornamental metals, hinges, clasps and key plates will be removed and polished and all hardware checked and matched			
16.4	Treat all surfaces with an odourless paint-on Wood Borer prevention treatment. (Wood Borer fumigation, to kill all active insects is also available)			
17	PATIO DINING TABLE	1		
17.1	Strip all old varnish from all surfaces, sand all surfaces, refinish all surfaces (fill and blend where necessary), seal all surfaces with 4 coats of sealer (sanding between each coat to create a velvet finish), polish and buff all surfaces with four coats of wax (faux-			

	<p>French Polish) to create a protective, premium surface.</p> 			
17.3	<p>Treat all surfaces with an odourless paint-on Wood Borer prevention treatment. (Wood Borer fumigation, to kill all active insects is also available)</p>			
18	Dining Chairs (Atrium, per chair			
18.1	<p>Strip all old varnish from all surfaces, sand all surfaces, refinish all surfaces (fill and blend where necessary), seal all surfaces with 4 coats of sealer (sanding between each coat to create a velvet finish), polish and buff all surfaces with four coats of wax (faux-French Polish) to create a protective, premium surface.</p> 	6		

				
18.2	Stabilize all legs and stabilize the sub-structure of each chair			
18.3	Rebuild the base of each chair with patterned natural fiber			
18.4	Treat all surfaces with an odourless paint-on Wood Borer prevention treatment. (Wood Borer fumigation, to kill all active insects is also available)			
19.1	UPHOLSTERED DINING CHAIRS (PATIO DINING CARVERS)			
19.1	Strip all old varnish from all surfaces, sand all surfaces, refinish all surfaces (fill and blend where necessary), seal all surfaces with 4 coats of sealer (sanding between each coat to create a velvet finish), polish and buff all surfaces with four coats of wax (faux-French Polish) to create a protective, premium surface	2		
19.2	Reupholster both chairs. (Each chair will require 5m of fabric. The cost excludes the supply of fabric which will be chosen in consultation with the client)			
19.3	Treat all surfaces with an odourless paint-on Wood Borer prevention treatment. (Wood Borer fumigation, to kill all active insects is also available) Quote on a fabric of R1000.00 per meter.			

20	CONFERENCE TABLE	1		
				
20.1	Strip all old varnish from all surfaces, sand all surfaces, refinish all surfaces (fill and blend where necessary), seal all surfaces with 4 coats of sealer (sanding between each coat to create a velvet finish), polish and buff all surfaces with four coats of wax (faux-French Polish) to create a protective, premium surface.			
20.2	Stabilize all legs and rebuild the substructure			
20.3	Service all castors. Seized castors will be replaced as needed, and associated costs that will be determined			
20.4	Treat all surfaces with an odourless paint-on Wood Borer prevention treatment. (Wood Borer fumigation, to kill all active insects is available)			
	NB: The workmanship should be of a world class standard.			
			Sub-total	
			Vat	
			Total	

SUPPLIER DETAILS

SIGNATURE: _____