



public works
& infrastructure

Department:
Public Works and Infrastructure
REPUBLIC OF SOUTH AFRICA

Tender Document For

Tubatse SAPS - Installation of twenty (20) Air Conditioners

Project Manager

John Serepo
Department of Public Works & Infrastructure
Private Bag x9469
Polokwane 0700

NAME OF TENDERER:

TENDER AMOUNT:



EXPANDED PUBLIC WORKS PROGRAMME

YOU ARE HEREBY INVITED TO TENDER TO THE GOVERNMENT OF THE REPUBLIC OF SOUTH AFRICA

PLEASE TAKE NOTE
CLOSING TIME: 11:00

BID NUMBER: PLKQ 23/ 31
CLOSING DATE: 19 JUNE 2023

TENDERS RECEIVED AFTER THE CLOSING TIME AND DATE ARE LATE AND WILL AS A RULE NOT BE ACCEPTED FOR CONSIDERATION

The **Tax Clearance Certificate for Tender Purposes** from the Receiver of Revenue and the **Tender Form** must be completed and signed in the original that is in ink. Forms with photocopied signatures or other such reproduction of signatures may be rejected.

TENDER DOCUMENTS MAY BE POSTED TO

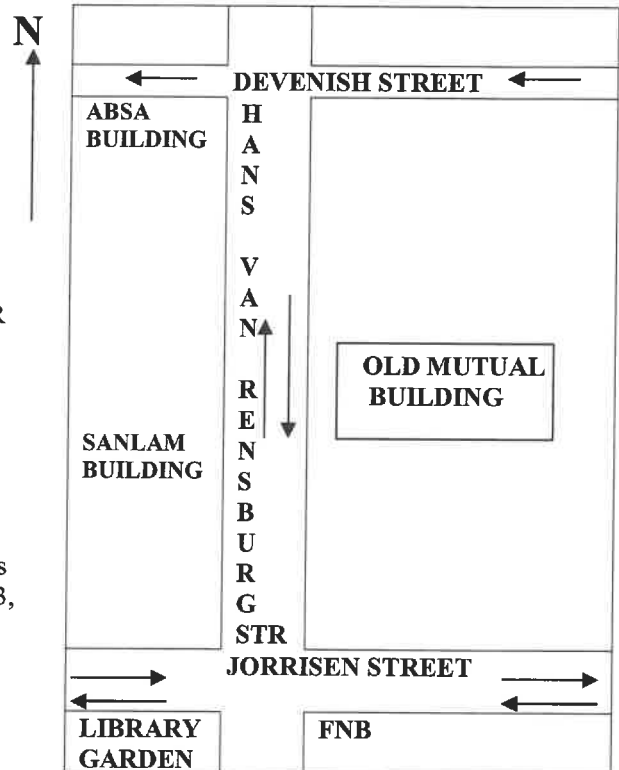
REGIONAL MANAGER
Department of Public Works
Private Bag X 9469
POLOKWANE
0700

ATTENTION: TENDER SECTION: ROOM 03, GROUND FLOOR

Tender documents that are posted must reach the Department of Public Works before the closing date of the tender.

OR

The tender documents may be deposited in the tender box which is identified as the tender box of the Department of Public Works which is located at 78 Hans van Rensburg Street, Old Mutual Building, Room 03, Ground Floor.



The tender box at the Regional Office: Department of Public Works: POLOKWANE is open (**Mondays to Fridays 07:30 – 12:15 / 13:00 – 16:00.**) However, if the tender is late, it will as a rule not be accepted for consideration.

Tenderers should ensure that tenders are delivered timeously to the correct address.

SUBMIT ALL TENDERS ON THE OFFICIAL FORMS - DO NOT RETYPE.

Tenders by telegram, facsimile or other similar apparatus will not be accepted for consideration.

SUBMIT EACH TENDER IN A SEPARATE SEALED ENVELOPE.

The Government Tender Bulletin is available on the Internet on the following web sites:

1. <http://www.treasury.gov.za>
2. <http://www.gov.za/tenders/>

PA-03 (EC): NOTICE AND INVITATION FOR QUOTATION

THE DEPARTMENT OF PUBLIC WORKS AND INFRASTRUCTURE INVITES QUOTATIONS FOR:

Project title:	Tubatse SAPS - Installation of 20 Air Conditioners
-----------------------	--

Quotation no:	PLK23/31	Reference no:	
Advertising date:	05 June 2023	Closing date:	19 June 2023
Closing time:	11h00	Validity period:	30 Calendar days

1. REQUIRED CIDB GRADING

It is estimated that tenderers should have a CIDB contractor grading designation of **2 ME** or higher, or **2 ME*** or higher.

**Select tender value range and select class of construction works" or select "Not applicable" where only one class of construction works is applicable.*

It is estimated that potentially emerging enterprises should have a CIDB contractor grading designation of **Not applicable Not applicable PE** or higher, or **Not applicable Not applicable PE*** or higher.

**Select tender value range and select class of construction works" or select "Not applicable" where no or only one class of construction works is applicable.*

2. RESPONSIVENESS CRITERIA

2.1 Substantive responsiveness criteria

Only tenderers who are responsive to the following substantive responsiveness criteria are eligible to submit tenders. Failure to comply with the criteria stated hereunder shall result in the tender offer being disqualified from further consideration:

1	<input checked="" type="checkbox"/>	Only those tenderers who satisfy the eligibility criteria stated in the Tender Data may submit tenders.
2	<input checked="" type="checkbox"/>	Tender offer must be properly received on the tender closing date and time specified on the invitation, fully completed either electronically (if issued in electronic format), or by writing legibly in non-erasable ink. (All as per Standard Conditions of Tender).
3	<input checked="" type="checkbox"/>	Use of correction fluid is prohibited.
4	<input checked="" type="checkbox"/>	Submission of (DPW-07 EC): Form of Offer and Acceptance.
5	<input type="checkbox"/>	Submission of DPW-16 (EC): Site Inspection Meeting Certificate.
6	<input type="checkbox"/>	Submission of record of attending compulsory virtual bid clarification / site inspection meeting.
7	<input checked="" type="checkbox"/>	Submission of DPW-21 (EC): Record of Addenda to tender documents.
8	<input checked="" type="checkbox"/>	The tenderer shall submit his fully priced Bills of Quantities / Lump Sum Document (complete document inclusive of all parts) together with his tender.

Quotation no: PLK23/31

10	<input checked="" type="checkbox"/>	All parts of tender documents submitted must be fully completed in ink and signed where required
11	<input checked="" type="checkbox"/>	The tenderer shall submit his fully priced and completed sectional summary- and final summary pages with the tender.
12	<input checked="" type="checkbox"/>	Registration on National Treasury's Central Supplier Database.
13	<input checked="" type="checkbox"/>	Submission of Trade test for Refrigeration / Air Conditioning
14	<input type="checkbox"/>	

2.2 Administrative responsiveness criteria

The Employer reserves the right to request further information regarding the undermentioned criteria. Failing to submit further clarification and/or documentation within seven (7) calendar days from request or as specifically indicated, will disqualify the tender offer from further consideration.

1	<input checked="" type="checkbox"/>	Any correction to be initialled by the person authorised to sign the tender documentation as per PA 15.1 or PA 15.2 resolution of board/s of directors / or PA15.3 Special Resolution of Consortia or JV's .
2	<input checked="" type="checkbox"/>	Submission of applicable (PA-15.1, PA-15.2, PA-15.3): Resolution by the legal entity, or consortium / joint venture, authorising a dedicated person(s) to sign documents on behalf of the firm / consortium / joint venture.
3	<input checked="" type="checkbox"/>	Submission of DPW-09 (EC): Particulars of Tenderer's Projects.
4	<input checked="" type="checkbox"/>	Submission of (PA-11): Bidder's disclosure.
5	<input checked="" type="checkbox"/>	Submission of (PA-16): Preference Points Claim Form in terms of the Preferential Procurement Regulations 2022
6	<input checked="" type="checkbox"/>	Submission of (PA 40): Declaration of Designated Groups for Preferential Procurement.
7	<input checked="" type="checkbox"/>	Submission of proof of Registration on National Treasury's Central Supplier Database (CSD).
8	<input checked="" type="checkbox"/>	Submission of DPW-15 (EC): Schedule of proposed sub-contractors
9	<input checked="" type="checkbox"/>	The tenderer shall submit his fully priced Bills of Quantities (complete document inclusive of all parts) within 14 days from request.
10	<input checked="" type="checkbox"/>	Upon request, submission of fingerprints obtainable from local SAPS including any other additional documentation and information required for vetting purposes.
11	<input type="checkbox"/>	Upon request, submission of a fully completed security clearance application form with supporting documentation and information as required. The security clearance form will be provided by the Employer for projects requiring a security clearance.
12	<input checked="" type="checkbox"/>	Submission of proof of Registration on National Treasury's Central Supplier Database (CSD) or insert the Supplier Registration Number on the form of offer (Including proposed sub-contractor).
13	<input checked="" type="checkbox"/>	Site Briefing Meeting
14	<input type="checkbox"/>	



Quotation no: PLK23/31

3. Method to be used to calculate points for specific goals

For procurement transaction with rand value greater than R2 000, 00 and up to R1 Million (Inclusive of all applicable taxes) the specific goals listed below are applicable.				
Serial No	Specific Goals	Preference Points Allocated out of 20	Documentation to be submitted by bidders to validate their claim	
1.	An EME or QSE which is at least 51% owned by black people.	10	ID Copy. or SANAS Accredited BBEE Certificate/ Sworn Affidavit. or CSD Report. or CIPC (Company registration)	
<input checked="" type="checkbox"/>	2.	Located in a specific Local Municipality or District Municipality or Metro or Province area for work to be done or services to be rendered in that area.	2	Office Municipal Rates Statement. or Permission to occupy from local chief in case of rural areas (PTO). or Lease Agreement
	3.	An EME or QSE which is at least 51% owned by women	4	ID Copy or CSD Report or CIPC (Company Registrations)
	4.	An EME or QSE which is at least 51% owned by people with disability.	2	Medical Certificate or South African Social Security Agency (SASSA) Registration or National Council for Persons with Physical Disability in South Africa registration (NCPDPSA)
	5.	An EME or QSE which is at least 51% owned by youth.	2	ID Copy or CSD Report Or CIPC

4. Indicate the functionality criteria if applicable to this bid: *not applicable*

Note: All bids involving the acquisition of engineering and construction works from cidb Grade 3 and above are subjected to functionality.

Note: Functionality will be applied as a prequalification criterion. Such criteria are used to establish minimum requirements where after bids will be evaluated solely on the basis of price and preference.

Functionality criteria:	Weighting factor:

Total	100 Points

(Weights for functionality must add up to 100. Weightings will be multiplied by the scores allocated during the evaluation process to arrive at the total functionality points)

Minimum functionality score to qualify for further evaluation:

(Total minimum qualifying score for functionality is 50 Percent, any deviation below or above the 50 Percent, provide motivation below)

insert motivation (if the provided space is not enough attach a memorandum)

5. BID EVALUATION METHOD

This bid will be evaluated according to the 80/20 Preference points scoring system:

<input checked="" type="checkbox"/> 80/20 Preference points scoring system
--

6. ELIGIBILITY IN RESPECT OF RISK TO THE EMPLOYER:

Standard risk management assessment criteria in respect of tenders received for routine projects in the engineering and construction works environments:

Tender offers will be evaluated by an Evaluation Committee based on the technical and commercial risk criteria listed hereunder. Each criterion carries the same weight / importance and will be evaluated individually based on reports presented to the Bid Evaluation Committee by the Professional Team appointed on the project. A tender offer will be declared non-responsive and removed from any further evaluation if any one criterion is found to present an unacceptable risk to the Employer.

In order for the evaluation reports to be prepared by the Professional Team, the Tenderer is obliged to provide comprehensive information on form DPW-09 (EC). Failure to complete the said form will cause the tender to be declared non-responsive and removed from any further consideration. The Employer reserves the right to request additional information over and above that which is provided by the Tenderer on said form. The information must be provided by the Tenderer within the stipulated time as determined by the Bid Evaluation Committee, failing which the tender offer will *mutatis mutandis* be declared non-responsive.

6.1 Technical risks:

Criterion 1: Experience on comparable projects during the past specify between 5 years.

The tendering Service Provider's experience on comparable projects during the past specify between 5 years. The number of current and previous comparable projects performed by the Tenderer as per the evaluation report prepared by the Consultant Team, based on its research and inspection of a representative sample of the Tenderer's current and previous work as reflected on form DPW-09 (EC), as well as, if necessary, of any additional work executed by the Tenderer, not reflected on form DPW-09 (EC). Failing to provide contactable references will result in the tender offer will be *mutatis mutandis* declared non-responsive.

Aspects to be regarded as "comparable" includes (but may be extended according to circumstances): size of projects (measured against monetary value or other project quantifying parameters), nature of projects (building, engineering, high/low rise, etc.), locality/area of execution (site-specific influences, knowledge of local conditions, etc.), complexity of project, projects for similar client department irrespective of end purpose of buildings/facilities created or in progress of being created and time scales of projects (normal, fast track, etc.) and stage of its/their development.

Criterion 2: Contractual commitment and quality of performance on comparable projects during the past specify between 5 years.

Adherence to contractual commitments and quality of performance of comparable current and previous projects performed by the Tenderer during the past specify between 5 years as per the evaluation report prepared by the Consultant Team, based on its research and inspection of a representative sample of the Tenderer's current and previous work as reflected on form DPW-09 (EC), as well as, if necessary, of any additional work executed by the Tenderer.

Aspects to be considered include, but are not limited to the following:

1. The level of progress on current projects in relation to the project programme or, if such is not available/applicable, to the contractual construction period in general;
2. The degree to which previous projects have been completed within the contractual completion periods and/or extensions thereto, and the extend of penalties imposed;
3. Project performance: time management & programming of works, timeous ordering of materials and appointment of subcontractors;
4. Financial management: payment to suppliers and cash flow problems;
5. Quality of workmanship: extent of reworks and timeous attention to remedial works;
6. Personnel resources: suitably qualified and experienced, turnover in site staff and labour force, specifically site manager and foreman;
7. Personnel management: extent of labour disputes and ability to resolving labour disputes amicably;
8. Sub-contractors: extent of turnover in subcontractors, general liaison and payment problems experienced;
9. Contract administration: contractual aspects such as complying to laws and regulations, insurances, security, submission of required documentation timeously, reaction to written contract instructions, appointments of subcontractors, etc. as can generally be expected in standard/normal conditions of contract.
10. Health & Safety: adherence to regulations and compliance, and number of transgressions & serious incidents.
11. Plant & equipment: sufficient resources on site and in time.
12. Delays: extent of causing delays, submission of claims timeously, and abuse of or exaggerated delay claims.
13. Final account: extent to which the contractor assisted in finalising the final account.

Criterion 3: Suitably qualified and appropriately experienced human resources

Allocation of suitably qualified and appropriately experienced human resources, both in respect of principals and/or other staff (contract manager, site agent, site foreman including other professional, technical and/or administrative) of the tendering Service Provider to the project, as proof that the tendering Service Provider will be able to react/respond appropriately to the Services required herein. The Company Organogram with CV's and certified ID's of all principals and employed workforce as well as proof of Professional Registration will be verified. Current and future workload of the tenderer in relation to capacity and capability will also be

considered. The tenderer should demonstrate that he or she possesses the necessary professional and technical qualifications and -competence in relation to the scope of work and work to be undertaken.

Criterion 4: Attendance of compulsory bid clarification meeting, if applicable

If applicable, submission of confirmation of DPW-16.1 (PSB) attendance of compulsory bid clarification meeting or proof of attending the compulsory virtual meeting by a suitably qualified and experienced representative of the tenderer in terms of PA-04 (EC): Notice and Invitation to Tender.

6.2 Commercial risks:

The financial viability assessment evaluates the risk over the life of the construction period, as to whether the tenderer will be able to deliver the goods and services which are specified in the contract and / or be able to fulfil guarantees or warranties provided for in the contract in order to complete the project successfully for the amount tendered.

Aspects to be considered include but are not limited to, the respective rates tendered, bank rating, financial capability and capacity whether the tenderer has or has access to sufficient financial resources to deliver the goods or services described in the tender documentation (including fulfilling any guarantees or warranty claims), whether the tenderer is not subject to any current or impending legal action (either formal proceedings or notification of legal action) which could impact on the financial standing of the tenderer or the delivery of the goods or services, financial report from auditors as proof of current liquidity, and company or any parent company or investor guarantee/s and financial statements.

7. COLLECTION OF QUOTATION DOCUMENTS

- Quotation documents are available for collection during working hours
- Alternatively; quotation documents may be collected during working hours at the following address **Sanlam Building , Procurement office Room 2 , 78 Hans Van Rensburg, Polokwane , 0700.** A non-refundable bid deposit of R 100.00 payable (cash only) on collection of the bid documents.

8. SITE INSPECTION MEETING

Compulsory briefing session will be held in respect of this quotation.

The particulars for compulsory briefing session or virtual briefing session are:

Venue:	Tubatse Saps		
Virtual meeting Link:	N/A		
Date:	12 June 2023	Starting time:	11:00

9. ENQUIRIES

Enquiries related to tender documents may be addressed to:

DPWI Project Manager:	John Serepo	Telephone no:	071 679 8478
Cellular phone no:	071 679 8478	Fax no:	
E-mail:	john.serepo@dpw.gov.za		

Quotation no: PLK23/31

10. DEPOSIT / RETURN OF QUOTATION DOCUMENTS

Telegraphic, telephonic, telex, facsimile, electronic and / or late tenders will not be accepted.

Requirements for sealing, addressing, delivery, opening and assessment of tenders are stated in the Tender Data.

All tenders must be completed in non-erasable ink and submitted on the official forms – (forms not to be re-typed).

<p>Tender documents may be posted to:</p> <p>The Director-General Department of Public Works and Infrastructure Private Bag X 9469 Polokwane 0700</p> <p>Attention: Procurement section: Room 10</p>	<p>OR</p>	<p>Deposited in the tender box at:</p> <p>Old mutual Building, procurement office 78 Hans Van rensburg Polokwane Room 10</p>
---	------------------	---

11. COMPILED BY:

John Serepo		05/06/2023
Name of Project Manager	Signature	Date

DPW-03 (EC): TENDER DATA

Project title:	<i>Tubastse SAPS - Installation of twenty (20) Air conditioners</i>
Reference no:	

Tender / Quotation no:	PLK23/31	Closing date:	19 June 2023
Closing time:	11h00	Validity period:	30 Calendar days

Clause number:	
	<p>The conditions of tender are the Standard Conditions of Tender as contained in Annex C of the CIDB Standard for Uniformity in Construction Procurement as per Government Notice No. 423 published in Government Gazette No. 42622 of 8 August 2019 and as amended from time to time. (see www.cidb.org.za).</p> <p>The Standard Conditions of Tender make several references to the Tender Data for details that apply specifically to this tender. The Tender Data shall have precedence in the interpretation of any ambiguity or inconsistency between it and the Standard Conditions of Tender.</p> <p>Each item of data given below is cross-referenced to the clause marked "C" in the above mentioned Standard Conditions of Tender.</p>
C.1.1	The employer is the Government of the Republic of South Africa in its Department of Public Works and Infrastructure.
C.1.2	<p>For this contract the three volume approach is adopted.</p> <p>This procurement document has been formatted and compiled under the headings as contained in the CIDB's "Standard for Uniformity in Construction Procurement."</p> <p>The three volume procurement document issued by the employer comprises the following:</p> <p>Volume 1: Tendering procedures T1.1 - Notice and invitation to tender (PA-04 EC) T1.2 - Tender data (DPW-03 EC)</p> <p>Volume 2: Returnable documents T2.1 - List of returnable documents (PA-09 EC) C1.1 - Form of offer and acceptance (DPW-07 EC) C1.2 – Contract Data T2.2 - Returnable schedules</p> <p>Volume 3: Contract Part C1: Agreement and contract data C1.2 - Contract data (Part 1: Data provided by employer) (DPW-04 EC or DPW-05 EC) C1.3 - Form of guarantee (DPW-10.1 EC / DPW-10.3EC or DPW-10.2 EC/DPW-10.4 EC)</p> <p>Part C2: Pricing data C2.1 - Pricing Assumptions (PG-02.2 EC or PG-02.1EC) C2.2 - Bills of Quantities / Lump sum document (if not a returnable document)</p> <p>Part C3: Scope of work C3 - Scope of work (PG-01.2 EC or PG-01.1EC)</p> <p>Part C4: Site information C4 - Site information (PG-03.2 EC or PG03.1EC)</p>

Tender no: PLK23/31

C.1.4	The Employer's agent is:	
	Name:	John Serepo
	Capacity:	Departmental Project Manager
	Address:	77 Hans van Rensburg Street
	Tel:	015 291 6444
	Fax:	N/A
	E-mail:	John.serepo@dpw.gov.za
C.2.1 C.3.11	<p>A. <u>ELIGIBILITY IN RESPECT OF CIDB REGISTRATION:</u></p> <p>The following tenderers who are registered with the CIDB, or are *capable of being so registered prior to the evaluation of submissions, are eligible to have their tenders evaluated (* tenderers who are capable of being so registered, or who have applied for registration but have not yet received confirmation of such registration, must provide, with this tender, acceptable documentary proof thereof):</p> <p>a) contractors who have a contractor grading designation equal to or higher than a contractor grading designation determined in accordance with the sum tendered, or a value determined in accordance with Regulation 25 (1B) or 25 (7A) of the Construction Industry Development Regulations, for a 2 ME or 1 ME** class of construction work; and</p> <p>b) contractors registered as potentially emerging enterprises with the CIDB who are registered in one contractor grading designation lower than that required in terms of a) above</p> <p>Joint ventures are eligible to submit tenders provided that:</p> <ol style="list-style-type: none"> every member of the joint venture is registered with the CIDB; the lead partner has a contractor grading designation in the 2 ME or 2 ME** class of construction work; and the combined contractor grading designation calculated in accordance with the Construction Industry Development Regulations is equal to or higher than a contractor grading designation determined in accordance with the sum tendered, or a value determined in accordance with Regulation 25 (1B) or 25 (7A) of the Construction Industry Development Regulations for a 2 ME or 2 ME** class of construction work <p>** Delete "or select tender value range select class of construction works" where only one class of construction works is applicable</p>	
<p>A contract will be entered into with a tenderer who has in his employ management and supervisory staff satisfying the requirements of the scope of work for labour intensive competencies for supervisory and management staff. - Applicable</p>		

Tender no: PLK23/31

B. INDICATE THE FUNCTIONALITY WEIGHTING APPLICABLE TO THIS BID:

Note: All bids involving the acquisition of engineering and construction works from cidb Grade 4 and above are subjected to functionality.

Note: Functionality will only be applied as a prequalification criterion. Such criteria are used to establish minimum requirements where after bids will be evaluated solely on the basis of price and preference.

Functionality Criteria	Weighting Factor
Total	100 Points

(Weightings will be multiplied by the scores allocated during the evaluation process to arrive at the total functionality points)

Minimum functionality score to qualify for further evaluation:	
---	--

(Total minimum qualifying score for functionality is 50 Percent).

C ELIGIBILITY IN RESPECT OF RISK TO EMPLOYER:

Standard risk management assessment criteria in respect of tenders received for routine projects in the engineering and construction works environments:

Tender offers will be evaluated by an Evaluation Committee based on the technical and commercial risk criteria listed hereunder. Each criterion carries the same weight / importance and will be evaluated individually based on reports presented to the Bid Evaluation Committee by the Professional Team appointed on the project. A tender offer will be declared non-responsive and removed from any further evaluation if any one criterion is found to present an unacceptable risk to the Employer.

In order for the evaluation reports to be prepared by the Professional Team, the Tenderer is obliged to provide comprehensive information on form DPW-09 (EC). Failure to complete the said form will cause the tender to be declared non-responsive and removed from any further consideration. The Employer reserves the right to request additional information over and above that which is provided by the Tenderer on said form. The information must be provided by the Tenderer within the stipulated time as determined by the Bid Evaluation Committee, failing which the tender offer will *mutatis mutandis* be declared non-responsive.

C.1 Technical risks:

Criterion 1: Experience on comparable projects during the past 5 years.

The tendering Service Provider's experience on comparable projects during the past 5 years. The number of current and previous comparable projects performed by the Tenderer as per the evaluation report prepared by the Consultant Team, based on its research and inspection of a representative sample of the Tenderer's current and previous work as reflected on form DPW-09 (EC), as well as, if necessary, of any additional work executed by the Tenderer, not reflected on form DPW-09 (EC). Failing to provide contactable references will result in the tender offer will be *mutatis mutandis* declared non-responsive.

Tender no: PLK23/31

Aspects to be regarded as “comparable” includes (but may be extended according to circumstances): size of projects (measured against monetary value or other project quantifying parameters), nature of projects (building, engineering, high/low rise, etc.), locality/area of execution (site-specific influences, knowledge of local conditions, etc.), complexity of project, projects for similar client department irrespective of end purpose of buildings/facilities created or in progress of being created and time scales of projects (normal, fast track, etc.) and stage of its/their development.

Criterion 2: Contractual commitment and quality of performance on comparable projects during the past 5 years.

Adherence to contractual commitments and quality of performance of comparable current and previous projects performed by the Tenderer as per the evaluation report prepared by the Consultant Team, based on its research and inspection of a representative sample of the Tenderer’s current and previous work as reflected on form DPW-09 (EC), as well as, if necessary, of any additional work executed by the Tenderer, not reflected on form DPW-09 (EC). Failing to provide contactable references will result in the tender offer be *mutatis mutandis* declared non-responsive.

Aspects to be considered include, but are not limited to the following:

1. The level of progress on current projects in relation to the project programme or, if such is not available/applicable, to the contractual construction period in general;
2. The degree to which previous projects have been completed within the contractual completion periods and/or extensions thereto, and the extend of penalties imposed;
3. Project performance: time management & programming of works, timeous ordering of materials and appointment of subcontractors;
4. Financial management: payment to suppliers and cash flow problems;
5. Quality of workmanship: extent of reworks and timeous attention to remedial works;
6. Personnel resources: suitably qualified and experienced, turnover in site staff and labour force, specifically site manager and foreman;
7. Personnel management: extent of labour disputes and ability to resolving labour disputes amicably;
8. Sub-contractors: extent of turnover in subcontractors, general liaison and payment problems experienced;
9. Contract administration: contractual aspects such as complying to laws and regulations, insurances, security, submission of required documentation timeously, reaction to written contract instructions, appointments of subcontractors, etc. as can generally be expected in standard/normal conditions of contract.
10. Health & Safety: adherence to regulations and compliance, and number of transgressions & serious incidents.
11. Plant & equipment: sufficient resources on site and in time.
12. Delays: extent of causing delays, submission of claims timeously, and abuse of or exaggerated delay claims.
13. Final account: extent to which the contractor assisted in finalising the final account.

Criterion 3: Suitably qualified and appropriately experienced human resources

Allocation of suitably qualified and appropriately experienced human resources, both in respect of principals and/or other staff (contract manager, site agent, site foreman including other professional, technical and/or administrative) of the tendering Service Provider to the project, as proof that the tendering Service Provider will be able to react/respond appropriately to the Services required herein. The Company Organogram with CV’s and certified ID’s of all principals and employed workforce as well as proof of Professional Registration will be verified. Current and future workload of the tenderer in relation to capacity and capability will also be considered. The tenderer should demonstrate that he or she possesses the necessary professional and technical qualifications and -competence in relation to the scope of work and work to be undertaken.

Criterion 4: Attendance of compulsory bid clarification meeting, if applicable

If applicable, submission of confirmation of DPW-16.1 (PSB) attendance of compulsory bid clarification meeting or proof of attending the compulsory virtual meeting by a suitably qualified and experienced representative of the tenderer in terms of PA-04 (EC): Notice and Invitation to Tender.

Tender no: PLK23/31

	<p>C.2 Commercial risks:</p> <p>The financial viability assessment evaluates the risk over the life of the construction period, as to whether the tenderer will be able to deliver the goods and services which are specified in the contract and / or be able to fulfil guarantees or warranties provided for in the contract in order to complete the project successfully for the amount tendered.</p> <p>Aspects to be considered include but are not limited to, the respective rates tendered, bank rating, financial capability and capacity whether the tenderer has or has access to sufficient financial resources to deliver the goods or services described in the tender documentation (including fulfilling any guarantees or warranty claims), whether the tenderer is not subject to any current or impending legal action (either formal proceedings or notification of legal action) which could impact on the financial standing of the tenderer or the delivery of the goods or services, financial report from auditors as proof of current liquidity, and company or any parent company or investor guarantee/s and financial statements.</p>
C.2.7	For particulars regarding a pre-tender site inspection meeting, see Notice and Invitation to Tender T1.1
C.2.12	<p>If a tenderer wishes to submit an alternative tender offer, the only criteria permitted for such alternative tender offer is that it demonstrably satisfies the Employer's standards and requirements. A tenderer may submit alternative tender offers only if a main tender offer, strictly in accordance with all the requirements of the tender documents, is also submitted. Provided that the tenderer's main tender offer is according to specification and would under normal circumstances be recommended for acceptance, his alternative tender offer may also be considered for the purpose of the award of the contract.</p> <p>Calculations, drawings and all other pertinent technical information and characteristics as well as modified or proposed Pricing Data must be submitted with the alternative tender offer to enable the Employer to evaluate the efficacy of the alternative and its principal elements, to take a view on the degree to which the alternative complies with the Employer's standards and requirements and to evaluate the acceptability of the pricing proposals. Calculations must be set out in a clear and logical sequence and must clearly reflect all design assumptions. Pricing Data must reflect all assumptions in the development of the pricing proposal.</p> <p>Acceptance of an alternative tender offer will mean acceptance in principle of the offer. It will be an obligation of the contract for the tenderer, in the event that the alternative is accepted, to accept full responsibility and liability that the alternative offer complies in all respects with the Employer's standards and requirements.</p> <p>The modified Pricing Data must include an amount equal to 5% of the amount tendered for the alternative offer to cover the Employer's costs of confirming the acceptability of the detailed design before it is constructed.</p> <p>Alternative tender offer permitted: Yes <input type="checkbox"/> No <input checked="" type="checkbox"/></p>
C.2.13.2	The list of Returnable Documents identifies which of the documents a tenderer must complete when submitting a tender offer. The tenderer must submit his tender offer by completing the Returnable Documents, signing the "Offer" section in the "Form of Offer and Acceptance" and delivering the Returnable Documents back to the Department.
C.2.13.5	The Employer's address for delivery of tender offers and identification details to be shown on each tender offer package are as per Notice and Invitation to Tender T1.1.
C.2.13.6 C.3.5	A two-envelope procedure will not be followed.
C.2.15	The closing time for submission of tender offers is as per Notice and Invitation to Tender T1.1.
C.2.16	The tender offer validity period is as per Notice and Invitation to Tender T1.1.
C2.16.3	Omit the wording of the last sentence for those projects which are subject to CPAP
C.2.18	<p>The tenderer will be required to submit his fully priced Bills of Quantities / Lump Sum Document (complete document inclusive of all parts):</p> <p><input checked="" type="checkbox"/> Together with his tender; or <input type="checkbox"/> The tenderer shall submit his fully priced and completed sectional summary- and final summary pages with the tender and thereafter submit the fully completed Bills of Quantities within fourteen (14) calendar days of the date requested to do so prior to the award of the contract.</p>

Tender no: PLK23/31

C.2.19	Access shall be provided for inspections, tests and analysis as may be required by the Employer.
C.3.4.1 C.3.4.2	The location for opening of the tender offers, immediately after the closing time thereof shall be at: <i>78 Hans van Rensburg Street, Polokwane Regional office</i>
C.3.8	The words “responsive tender” and “acceptable tender” shall be construed to have the same meaning.
C.3.9.3	Omit the wording and replace with the following: “Notify the tenderer of all errors, omissions and/or rate imbalances that are identified in the tender offer and request the tenderer to, within a stipulated time, accept the total of prices as corrected in accordance with C.3.9.4.”
C.3.9.4	Omit the wording of the first sentence and replace with the following: “In cases where tender offers contain errors, omissions and/or rate imbalances, these are to be corrected as follows:”
C.3.9.4	Add sub paragraph c) to C.3.9.4, as follows: “c) If the tenderer does not accept the corrected tender offer, or cannot reach consensus with the Employer on a corrected tender offer, the tender is to be classified as not acceptable/non responsive and removed from further contention.”
C.3.11.1	The procedure for the evaluation of responsive tenders is Method 2: Financial Offer and Preference.
C.3.13	Add the following to sub paragraph a), as follows: The tenderer or any of its directors is not listed on the Register of Tender Defaulters in terms of the Prevention and Combating of Corrupt Activities Act, 2004 (Act No. 12 of 2004) as a person prohibited from doing business with the public sector;
C.3.17	Provide to the successful tenderer one copy of the signed contract document.

PA-09 (EC): LIST OF RETURNABLE DOCUMENTS

Project title:	<i>Tubatse SAPS - Installation of twenty (20) Air Conditioners</i>		
Tender / Quotation no:	PLK23/31	Reference no:	
Receipt Number:			

1. RETURNABLE DOCUMENTS REQUIRED FOR TENDER EVALUATION PURPOSES

Note: Failure to submit the applicable documents will result in the tender offer being disqualified from further consideration.

Tender document name	Number of pages issued	Returnable document
Form of Offer and Acceptance (DPW-07 EC)	4 Pages	Yes
Submission of Bidder's disclosure (PA-11)	3 Pages	Yes
Resolution of Board of Directors (PA-15.1) <i>(if applicable)</i>	1 Page	Yes
Resolution of Board of Directors to enter into Consortia or JV's (PA-15.2) <i>(if applicable)</i>	2 Pages	Yes
Special Resolution of Consortia or JV's (PA-15.3) <i>(if applicable)</i>	3 Pages	Yes
Preference points claim form in terms of the Preferential Procurement Regulations 2017 (PA – 16.1)	5 Pages	Yes
Declaration Certificate for Local Production and Content for designated sectors (PA – 36 and Annexure/s C)	5 Pages	Yes
Fully completed Declaration of Designated Groups for Preferential Procurement (PA 40)	2 Pages	Yes
Registration on National Treasury's Central Supplier Database (CSD).	-	Yes
Particulars of Tenderer's Projects (DPW-09 EC)	2 Pages	Yes
Site Inspection Meeting Certificate (DPW-16 EC) <i>(if applicable)</i> .	1 Page	No
Record of attending compulsory virtual bid clarification / site inspection meeting <i>(if applicable)</i> .	1 Page	No
Record of Addenda to tender documents (DPW-21 EC)	1 Page	Yes
Proof of 30% Subcontracting participation and related documents in terms of the Preferential Procurement Regulations 2017 <i>(if applicable)</i> .		

* In compliance with the requirements of the cidb SFU Annexure G

Tender / Quotation no: PLK23/31

2. ADDITIONAL RETURNABLE DOCUMENTS REQUIRED FOR TENDER EVALUATION PURPOSES

Note: Failure to submit the applicable documents will result in the Tenderer having to submit same upon request within a stipulated time and if not complied with, will result in the tender offer being disqualified from further consideration. [See also C.2.18 of the Standard Conditions of Tender]

Tender document name	Number of pages issued	Returnable document
Any <u>additional</u> information required to complete a risk assessment (<i>if applicable</i>)	-	Yes
Any correction to be initialled by the person authorised to sign the tender documentation as per PA 15.1 or PA 15.2 resolution of board/s of directors / or PA15.3 Special Resolution of Consortia or JV's .		
Submission of applicable (PA-15.1, PA-15.2, PA-15.3): Resolution by the legal entity, or consortium / joint venture, authorising a dedicated person(s) to sign documents on behalf of the firm / consortium / joint venture.		Yes

3. RETURNABLE DOCUMENTS THAT WILL BE INCORPORATED INTO THE CONTRACT

Note: Failure to submit the applicable documents will result in the Tenderer having to submit same upon request within a stipulated time and if not complied with, will result in the tender offer being disqualified from further consideration. [See also C.2.18 of the Standard Conditions of Tender]

Tender document name	Number of pages issued	Returnable document
Schedule of proposed sub-contractors (DPW-15 EC) (<i>if applicable</i>)	1 Page	Yes
Particulars of Electrical Contractor (DPW-22 EC) (<i>if applicable</i>)	1 Page	Yes
Mechanical / Electrical / Security Work material and equipment schedules (<i>if applicable</i>)	Pages	Yes
Schedule for Imported Materials and Equipment (DPW-23 EC) (<i>if applicable</i>)	1 Page	Yes

4. OTHER DOCUMENTS THAT WILL BE INCORPORATED INTO THE CONTRACT

(Insert a tick in the "Returnable document" column to indicate which documents must be returned with the tender)

Note: Failure to submit the applicable documents will result in the tender offer being disqualified from further consideration.

Tender document name	Number of pages issued	Returnable document
Priced Bills of Quantities / Lump Sum Document (complete document inclusive of all parts)	3 Pages	<input checked="" type="checkbox"/> Yes <input type="checkbox"/> No
Fully priced and completed sectional summary- and final summary pages with the tender.	Pages	<input type="checkbox"/> Yes <input type="checkbox"/> No

Tender / Quotation no: PLK23/31

Tender document name	Number of pages issued	Returnable document
<i>insert document name</i>	Pages	<input type="checkbox"/> Yes <input type="checkbox"/> No
<i>insert document name</i>	Pages	<input type="checkbox"/> Yes <input type="checkbox"/> No
<i>insert document name</i>	Pages	<input type="checkbox"/> Yes <input type="checkbox"/> No

5. ADDITIONAL INFORMATION THAT MAY BE REQUIRED FOR TENDER EVALUATION PURPOSES

Legal Status of Tendering Entity: If the Tendering Entity is:	Documentation to be submitted with the tender, or which may be required during the tender evaluation:
a. A close corporation, incorporated prior to 1 May 2011 under the Close Corporations Act, 1984 (Act 69 of 1984, as amended)	Copies of the Founding Statement – CK1
b. A profit company duly registered as a private company. [including a profit company that meets the criteria for a private company, whose Memorandum of Incorporation states that the company is a personal liability company in terms of Section 8(2)(c) of the Companies Act, 2008 (Act 71 of 2008, as amended)].	Copies of: i. Certificate of Incorporation – CM1; ii. Shareholding Certificates of all Shareholders of the company, plus a signed statement of the company's Auditor, certifying each Shareholder's ownership / shareholding percentage relative to the total; and/or iii. Memorandum of Incorporation in the case of a personal liability company.
c. A profit company duly registered as a private company in which any, or all, shares are held by one or more other close corporation(s) or company(ies) duly registered as profit or non-profit company(ies).	Copies of documents referred to in a. and/or b. above in respect of all such close corporation(s) and/or company(ies).
d. A profit company duly registered as a public company.	Copy of Certificate of Incorporation – CM1, and a signed statement of the company's Secretary or Auditor confirming that the company is a public company.
e. A non-profit company, incorporated in terms of Section 10 and Schedule 1 of the Companies Act, 2008 (Act 71 of 2008, as amended).	Copies of: i the Founding Statement – CK1; and ii the Memorandum of Incorporation setting out the object of the company, indicating the public benefit, cultural or social activity, or communal or group interest.
f. A natural person, sole proprietor or a Partnership	Copy(ies) of the Identity Document(s) of: i. such natural person/ sole proprietor, or each of the Partners to the Partnership.
g. A Trust	Deed of Trust duly indicating names of the Trustee(s) and Beneficiary (ies) as well as the purpose of the Trust and the mandate of the Trustees.

Signed by the Tenderer

Name of representative	Signature	Date

DPW-07 (EC): FORM OF OFFER AND ACCEPTANCE

Project title:	<i>Tubatse SAPS - Installation of twenty (20) Air conditioners</i>		
Tender / Quotation no:	PLK23/31	Reference no:	

OFFER

The Employer, identified in the acceptance signature block, has solicited offers to enter into a contract for the procurement of:

Tubatse SAPS - Installation of twenty (20) Air conditioners

The Tenderer, identified in the offer signature block, has examined the documents listed in the tender data and addenda thereto as listed in the returnable schedules, and by submitting this offer has accepted the conditions of tender.

By the representative of the Tenderer, deemed to be duly authorized, signing this part of this form of offer and acceptance, the Tenderer offers to perform all of the obligations and liabilities of the Contractor under the contract including compliance with all its terms and conditions according to their true intent and meaning for an amount to be determined in accordance with the conditions of contract identified in the contract data.

THE TOTAL OFFER INCLUSIVE OF ALL APPLICABLE TAXES ("All applicable taxes" includes value-added tax, pay as you earn, income tax, unemployment insurance fund contributions and skills development levies) **IS:**

Rand (in figures) R

Rand (in words).....

.....

.....

The amount in words takes precedence over the amount in figures. The award of the tender may be subjected to further price negotiation with the preferred tenderer(s). The negotiated and agreed price will be considered for acceptance as ***a firm and final offer.***

This offer may be accepted by the Employer by signing the acceptance part of this form of offer and acceptance and returning one copy of this document to the Tenderer before the end of the period of validity stated in the tender data, whereupon the Tenderer becomes the party named as the Contractor in the conditions of contract identified in the contract data.

THIS OFFER IS MADE BY THE FOLLOWING LEGAL ENTITY: (cross out block which is not applicable)

Company or Close Corporation:

.....

.....

And: Whose Registration Number is:

.....

And: Whose Income Tax Reference Number is:

.....

CSD supplier number:.....

OR

Natural Person or Partnership:

.....

.....

Whose Identity Number(s) is/are:

.....

Whose Income Tax Reference Number is/are:

.....

.....

CSD supplier number:.....

*Any reference to words "Bid" or "Bidder" herein and/or in any other documentation shall be construed to have the same meaning as the words "Tender" or "Tenderer".

**Any reference to the words "payment reduction" herein shall be construed to have the same meaning as the word "retention"

For Internal & External Use

Tender / Quotation no: PLK23/31

AND WHO IS (if applicable):	
Trading under the name and style of:	
AND WHO IS:	
Represented herein, and who is duly authorised to do so, by: Mr/Mrs/Ms:	Note: A Resolution / Power of Attorney, signed by all the Directors / Members / Partners of the Legal Entity must accompany this Offer, authorising the Representative to make this offer.
In his/her capacity as:	

SIGNED FOR THE TENDERER:

Name of representative	Signature	Date

WITNESSED BY:

Name of witness	Signature	Date

This Offer is in respect of: (Please indicate with an "X" in the appropriate block)

- The official documents
- The official alternative
- Own alternative (only if documentation makes provision therefore)

(N.B.: Separate Offer and Acceptance forms are to be completed for the main and for each alternative offer)

SECURITY OFFERED:

- (a) the Tenderer accepts that in respect of contracts up to R1 million, a payment reduction** of 5% of the contact value (excluding VAT) will be applicable and will be deducted by the Employer in terms of the applicable conditions of contract
- (b) in respect of contracts above R1 million, the Tenderer offers to provide security as indicated below:
 - (1) cash deposit of 10 % of the Contract Sum (excluding VAT) Yes No
 - (2) variable construction guarantee of 10 % of the Contract Sum (excluding VAT) Yes No
 - (3) payment reduction of 10% of the value certified in the payment certificate (excluding VAT) Yes No
 - (4) cash deposit of 5% of the Contract Sum (excluding VAT) and a payment reduction of 5% of the value certified in the payment certificate (excluding VAT) Yes No
 - (5) fixed construction guarantee of 5% of the Contract Sum (excluding VAT) and a payment reduction of 5% of the value certified in the payment certificate (excluding VAT) Yes No

NB. Guarantees submitted must be issued by either an insurance company duly registered in terms of the Insurance Act [Long-Term Insurance Act, 1998 (Act 52 of 1998) or Short-Term Insurance Act, 1998 (Act 35 of 1998)] or by a bank duly registered in terms of the Banks Act, 1990 (Act 94 of 1990) on the pro-forma referred to above. No alterations or amendments of the wording of the pro-forma will be accepted.

*Any reference to words "Bid" or "Bidder" herein and/or in any other documentation shall be construed to have the same meaning as the words "Tender" or "Tenderer".

**Any reference to the words "payment reduction" herein shall be construed to have the same meaning as the word "retention"

Tender / Quotation no: PLK23/31

The Tenderer elects as its *domicilium citandi et executandi* in the Republic of South Africa, where any and all legal notices may be served, as (physical address):

.....

Other Contact Details of the Tenderer are:

Telephone No..... Cellular Phone No.

Fax No

Postal address

Banker Branch.....

Registration No of Tenderer at Department of Labour

CIDB Registration Number:

ACCEPTANCE

By signing this part of this form of offer and acceptance, the Employer identified below accepts the Tenderer's offer. In consideration thereof, the Employer shall pay the Contractor the amount due in accordance with the conditions of contract identified in the contract data. Acceptance of the Tenderer's offer shall form an agreement between the Employer and the Tenderer upon the terms and conditions contained in this agreement and in the contract that is the subject of this agreement.

The terms of the contract are contained in:

Part C1 Agreement and contract data, (which includes this agreement)

Part C2 Pricing data

Part C3 Scope of work

Part C4 Site information and drawings and documents or parts thereof, which may be incorporated by reference into the above listed Parts.

Deviations from and amendments to the documents listed in the tender data and any addenda thereto as listed in the tender schedules as well as any changes to the terms of the offer agreed by the Tenderer and the Employer during this process of offer and acceptance, are contained in the schedule of deviations attached to and forming part of this agreement. No amendments to or deviations from said documents are valid unless contained in this schedule.

The Tenderer shall within two weeks after receiving a completed copy of this agreement, including the schedule of deviations (if any), contact the Employer's agent (whose details are given in the contract data) to arrange the delivery of any securities, bonds, guarantees, proof of insurance and any other documentation to be provided in terms of the conditions of contract identified in the contract data. Failure to fulfil any of these obligations in accordance with those terms shall constitute a repudiation of this agreement.

Notwithstanding anything contained herein, this agreement comes into effect on the date when the tenderer receives one fully completed original copy of this document, including the schedule of deviations (if any). Unless the tenderer (now contractor) within five (5) working days of the date of such receipt notifies the employer in writing of any reason why he/she cannot accept the contents of this agreement, this agreement shall constitute a binding contract between the parties.

For the Employer:

Name of signatory	Signature	Date

*Any reference to words "Bid" or "Bidder" herein and/or in any other documentation shall be construed to have the same meaning as the words "Tender" or "Tenderer".

**Any reference to the words "payment reduction" herein shall be construed to have the same meaning as the word "retention"

Tender / Quotation no: PLK23/31

Name of Organisation:	Department of Public Works and Infrastructure
Address of Organisation:	<i>Old Mutual Building Office 77 Hans Van Rensburg street Polokwane 0700</i>

WITNESSED BY:

Name of witness	Signature	Date

Schedule of Deviations

1.1.1. Subject:
Detail:
1.1.2. Subject:
Detail:
1.1.3. Subject:
Detail:
1.1.4. Subject:
Detail:
1.1.5. Subject:
Detail:
1.1.6. Subject:
Detail:

By the duly authorised representatives signing this agreement, the Employer and the Tenderer agree to and accept the foregoing schedule of deviations as the only deviations from and amendments to the documents listed in the tender data and addenda thereto as listed in the tender schedules, as well as any confirmation, clarification or changes to the terms of the offer agreed by the Tenderer and the Employer during this process of offer and acceptance.

It is expressly agreed that no other matter whether in writing, oral communication or implied during the period between the issue of the tender documents and the receipt by the Tenderer of a completed signed copy of this Agreement shall have any meaning or effect in the contract between the parties arising from this agreement.

*Any reference to words "Bid" or "Bidder" herein and/or in any other documentation shall be construed to have the same meaning as the words "Tender" or "Tenderer".

**Any reference to the words "payment reduction" herein shall be construed to have the same meaning as the word "retention"
For Internal & External Use



PA-16: PREFERENCE POINTS CLAIM FORM IN TERMS OF THE PREFERENTIAL PROCUREMENT REGULATIONS 2022

This preference form must form part of all tenders invited. It contains general information and serves as a claim form for preference points for specific goals.

NB: BEFORE COMPLETING THIS FORM, TENDERERS MUST STUDY THE GENERAL CONDITIONS, DEFINITIONS AND DIRECTIVES APPLICABLE IN RESPECT OF THE TENDER AND PREFERENTIAL PROCUREMENT REGULATIONS, 2022

1. GENERAL CONDITIONS

- 1.1 The following preference point systems are applicable to invitations to tender:
- the 80/20 system for requirements with a Rand value of up to R50 000 000 (all applicable taxes included); and
 - the 90/10 system for requirements with a Rand value above R50 000 000 (all applicable taxes included).

1.2 Preference Points System to be applied

(tick whichever is applicable).

- The applicable preference point system for this tender is the **80/20** preference point system.
- The applicable preference point system for this tender is the **90/10** preference point system.
- Either the **90/10** or **80/20** preference point system will be applicable in this tender. The lowest/ highest acceptable tender will be used to determine the accurate system once tenders are received.

1.3 Points for this tender shall be awarded for:

1.3.1 Price; and

1.3.2 Specific Goals

1.4 The maximum points for this tender are allocated as follows:

	80/20
PRICE	
SPECIFIC GOALS	
Total points for Price and Specific Goals	100

1.5 Breakdown Allocation of Specific Goals Points

1.5.1 For Procurement transactions with rand value greater than R2 000.00 and up to R1 Million (Inclusive of all applicable taxes), the specific goals as listed in table 1 below are applicable.

All Acquisitions

Table 1

Serial No	Specific Goals	Preference Points allocated out of 20	Documentation to be submitted by bidders to validate their claim for points
1.	An EME or QSE which is at least 51% owned by black people (Mandatory)	10	<ul style="list-style-type: none"> • ID Copy • SANAS Accredited BBBEE Certificate or sworn affidavit where applicable • CSD Report • CIPC (company registration)
2.	Located in a specific Local Municipality or District Municipality or Metro or Province area for work to be done or services to be rendered in that area (Mandatory)	2	<ul style="list-style-type: none"> • Office Municipal Rates Statement • Permission To Occupy from local chief in case of rural areas (PTO) • Lease Agreement
3.	An EME or QSE which is at least 51% owned by women (Mandatory)	4	<ul style="list-style-type: none"> • ID Copy • CSD Report • CIPC (company registration)

Serial No	Specific Goals	Preference Points allocated out of 20	Documentation to be submitted by bidders to validate their claim for points
4.	An EME or QSE which is at least 51% owned by people with disability (Mandatory)	2	<ul style="list-style-type: none"> • ID Copy (Mandatory) • Medical Certificate • South African Social Security Agency (SASSA) registration • National Council for Persons with Physical Disability in South Africa registration (NCPDASA) • CSD Report • CIPC (company registration)
5.	An EME or QSE which is at least 51% owned by youth. (Mandatory)	2	<ul style="list-style-type: none"> • ID Copy • CSD Report • CIPC (company registration)

1.5.2 For procurement transactions with rand value greater than R1 Million and up to R50 Million (Inclusive of all applicable taxes) the specific goals as listed in table 2 below are applicable:

All Acquisitions

Table 2

Serial No	Specific Goals	Preference Points allocated out of 20	Documentation to be submitted by bidders to validate their claim for points
1.	An EME or QSE or any entity which is at least 51% owned by Historically Disadvantaged Individuals (HDI) (Mandatory)	10	<ul style="list-style-type: none"> • ID Copy • SANAS Accredited BBBEE Certificate or sworn affidavit where applicable • CSD Report • CIPC (company registration)
2.	Located in a specific Local Municipality or District Municipality or Metro or Province area for work to be done or services to be rendered in that area (Mandatory)	2	<ul style="list-style-type: none"> • Office Municipal Rates Statement • Permission To Occupy from local chief in case of rural areas (PTO) • Lease Agreement
3.	An EME or QSE or any entity which is at least 51% owned by women (Mandatory)	4	<ul style="list-style-type: none"> • ID Copy • CSD Report • CIPC (company registration)
4.	An EME or QSE or any entity which is at least 51% owned by people with disability (Mandatory)	2	<ul style="list-style-type: none"> • ID Copy (Mandatory) • Medical Certificate • South African Social Security Agency (SASSA) registration

Serial No	Specific Goals	Preference Points allocated out of 20	Documentation to be submitted by bidders to validate their claim for points
			<ul style="list-style-type: none"> • National Council for Persons with Physical Disability in South Africa registration (NCPDPSA) • CSD Report • CIPC (company registration)
5.	An EME or QSE or any entity which is at least 51% owned by youth . (Mandatory)	2	<ul style="list-style-type: none"> • ID Copy • CSD Report • CIPC (company registration)

1.5.3 For procurement transactions with rand value greater than R50 Million (Inclusive of all applicable taxes) the specific goals as listed in table 3 below are applicable

All Acquisitions

Table 3

Serial No	Specific Goals	Preference Points allocated out of 10	Documentation to be submitted by bidders to validate their claim for points
1.	An EME or QSE or any entity which is at least 51% owned by Historically Disadvantaged Individuals (HDI) (Mandatory)	4	<ul style="list-style-type: none"> • ID Copy • SANAS Accredited BBBEE Certificate or sworn affidavit where applicable • CSD Report

Serial No	Specific Goals	Preference Points allocated out of 10	Documentation to be submitted by bidders to validate their claim for points
			<ul style="list-style-type: none"> • CIPC (company registration)
2.	<p>Located in a specific Local Municipality or District Municipality or Metro or Province area for work to be done or services to be rendered in that area</p> <p>(Mandatory)</p>	2	<ul style="list-style-type: none"> • Office Municipal Rates Statement • Permission To Occupy from local chief in case of rural areas (PTO) • Lease Agreement
3.	<p>An EME or QSE or any entity which is at least 51% owned by women</p> <p>(Mandatory)</p>	2	<ul style="list-style-type: none"> • ID Copy • CSD Report • CIPC (company registration)
4.	<p>An EME or QSE or any entity which is at least 51% owned by people with disability</p> <p>(Mandatory)</p> <p>OR</p> <p>An EME or QSE or any entity which is at least 51% owned by youth.</p>	2	<ul style="list-style-type: none"> • ID Copy (Mandatory) • Medical Certificate • South African Social Security Agency (SASSA) registration • National Council for Persons with Physical Disability in South Africa registration (NCPPDSA) • ID Copy

Serial No	Specific Goals	Preference Points allocated out of 10	Documentation to be submitted by bidders to validate their claim for points
			<ul style="list-style-type: none"> • CSD Report • CIPC (company registration)

- 1.6 Failure on the part of the tenderer to submit proof or documentation required in terms of this tender to claim points for specific goals, if the service provider/ tenderer did not submit proof or documentation required to claim for specific goals will be interpreted to mean that preference points for specific goals are not claimed.
- 1.7 The organ of state reserves the right to require of a service provider/tenderer, either before a tender is adjudicated or at any time subsequently, to substantiate any claim in regard to preferences, in any manner required by the organ of state.

2. DEFINITIONS

- (a) **“tender”** means a written offer in the form determined by an organ of state in response to an invitation to provide goods or services through price quotations, competitive tendering process or any other method envisaged in legislation;
- (b) **“price”** means an amount of money tendered for goods or services, and includes all applicable taxes less all unconditional discounts;
- (c) **“rand value”** means the total estimated value of a contract in Rand, calculated at the time of bid invitation, and includes all applicable taxes;
- (d) **“tender for income-generating contracts”** means a written offer in the form determined by an organ of state in response to an invitation for the origination of income-generating contracts through any method envisaged in legislation that will result in a legal agreement between the organ of state and a third party that produces revenue for the organ of state, and includes, but is not limited to, leasing and disposal of assets and concession contracts, excluding direct sales and disposal of assets through public auctions; and
- (e) **“the Act”** means the Preferential Procurement Policy Framework Act, 2000 (Act No. 5 of 2000).

3. FORMULAE FOR PROCUREMENT OF GOODS AND SERVICES

3.1. POINTS AWARDED FOR PRICE

3.1.1. THE 80/20 OR 90/10 PREFERENCE POINT SYSTEMS

A maximum of 80 or 90 points is allocated for price on the following basis:

$$\begin{array}{ccc} \mathbf{80/20} & \mathbf{or} & \mathbf{90/10} \\ \mathbf{Ps} = \mathbf{80} \left(\mathbf{1} - \frac{\mathbf{Pt} - \mathbf{Pmin}}{\mathbf{Pmin}} \right) & \mathbf{or} & \mathbf{Ps} = \mathbf{90} \left(\mathbf{1} - \frac{\mathbf{Pt} - \mathbf{Pmin}}{\mathbf{Pmin}} \right) \end{array}$$

Where

Ps = Points scored for price of tender under consideration

Pt = Price of tender under consideration

Pmin = Price of lowest acceptable tender

3.2. FORMULAE FOR DISPOSAL OR LEASING OF STATE ASSETS AND INCOME GENERATING PROCUREMENT

3.2.1. POINTS AWARDED FOR PRICE

A maximum of 80 or 90 points is allocated for price on the following basis:

$$\begin{array}{ccc} \mathbf{80/20} & \mathbf{or} & \mathbf{90/10} \\ \mathbf{Ps} = \mathbf{80} \left(\mathbf{1} + \frac{\mathbf{Pt} - \mathbf{Pmax}}{\mathbf{Pmax}} \right) & \mathbf{or} & \mathbf{Ps} = \mathbf{90} \left(\mathbf{1} + \frac{\mathbf{Pt} - \mathbf{Pmax}}{\mathbf{Pmax}} \right) \end{array}$$

Where

Ps = Points scored for price of tender under consideration

Pt = Price of tender under consideration

Pmax = Price of highest acceptable tender

4. POINTS AWARDED FOR SPECIFIC GOALS

4.1. In terms of Regulation 4(2); 5(2); 6(2) and 7(2) of the Preferential Procurement Regulations, preference points must be awarded for specific goals stated in the tender. For the purposes of this tender the tenderer will be allocated points based on the goals stated in table 1,2 and 3 above as may be supported by proof/ documentation stated in the conditions of this tender:

4.2. In cases where organs of state intend to use Regulation 3(2) of the Regulations, which states that, if it is unclear whether the 80/20 or 90/10 preference point system applies, an organ of state must, in the tender documents, stipulate in the case of—

- (a) an invitation for tender for income-generating contracts, that either the 80/20 or 90/10 preference point system will apply and that the highest acceptable tender will be used to determine the applicable preference point system; or
- (b) any other invitation for tender, that either the 80/20 or 90/10 preference point system will apply and that the lowest acceptable tender will be used to determine the applicable preference point system,

then the organ of state must indicate the points allocated for specific goals for both the 90/10 and 80/20 preference point system.

Table 1: Specific goals for the tender and points claimed are indicated per the table below.

(Note to organs of state: Where either the 90/10 or 80/20 preference point system is applicable, corresponding points must also be indicated as such.

Note to tenderers: The tenderer must indicate how they claim points for each preference point system.)

The specific goals allocated points in terms of this tender	Number of points allocated (90/10 system) (To be completed by the organ of state)	Number of points allocated (80/20 system) (To be completed by the organ of state)	Number of points claimed (90/10 system) (To be completed by the tenderer)	Number of points claimed (80/20 system) (To be completed by the tenderer)
1. An EME or QSE or any entity which is at least 51% owned by Historically Disadvantaged Individuals (HDI)	4	10		
2. Located in a specific Local Municipality or District Municipality or Metro or Province area for work to be done or services to be rendered in that area	2	2		
3. An EME or QSE or any entity which is at least 51% owned by women	2	4		
4. An EME or QSE or any entity which is at least 51% owned by people with disability or	2	2		

The specific goals allocated points in terms of this tender	Number of points allocated (90/10 system) (To be completed by the organ of state)	Number of points allocated (80/20 system) (To be completed by the organ of state)	Number of points claimed (90/10 system) (To be completed by the tenderer)	Number of points claimed (80/20 system) (To be completed by the tenderer)
5. An EME or QSE or any entity which is at least 51% owned by youth.* (Note: only one specific goal is applicable between specific goal number 4 and specific goal number 5 under 90/10 Preference Point System)	2	2		

Note: *in respect of the 90/10 point system a selection of either disability or youth may be made with an allocation of 2 points for either of them.

DECLARATION WITH REGARD TO COMPANY/FIRM

4.3. Name of company/firm.....

4.4. Company registration number:

4.5. TYPE OF COMPANY/ FIRM

- Partnership/Joint Venture / Consortium
- One-person business/sole propriety
- Close corporation
- Public Company
- Personal Liability Company
- (Pty) Limited
- Non-Profit Company
- State Owned Company

[TICK APPLICABLE BOX]

4.6. I, the undersigned, who is duly authorised to do so on behalf of the company/firm, certify that the points claimed, based on the specific goals as advised in the tender, qualifies the company/ firm for the preference(s) shown and I acknowledge that:

- i) The information furnished is true and correct;
- ii) The preference points claimed are in accordance with the General Conditions as indicated in paragraph 1 of this form;

- iii) In the event of a contract being awarded as a result of points claimed as shown in paragraphs 1.4 and 4.2, the contractor may be required to furnish documentary proof to the satisfaction of the organ of state that the claims are correct;
- iv) If the specific goals have been claimed or obtained on a fraudulent basis or any of the conditions of contract have not been fulfilled, the organ of state may, in addition to any other remedy it may have –
 - (a) disqualify the person from the tendering process;
 - (b) recover costs, losses or damages it has incurred or suffered as a result of that person's conduct;
 - (c) cancel the contract and claim any damages which it has suffered as a result of having to make less favourable arrangements due to such cancellation;
 - (d) recommend that the tenderer or contractor, its shareholders and directors, or only the shareholders and directors who acted on a fraudulent basis, be restricted from obtaining business from any organ of state for a period not exceeding 10 years, after the *audi alteram partem* (hear the other side) rule has been applied; and
 - (e) forward the matter for criminal prosecution, if deemed necessary.

.....

SIGNATURE(S) OF TENDERER(S)

SURNAME AND NAME:

DATE:

ADDRESS:

.....

.....

.....

.....

PA-11: BIDDER'S DISCLOSURE

1. PURPOSE OF THE FORM

Any person (natural or juristic) may make an offer or offers in terms of this invitation to bid. In line with the principles of transparency, accountability, impartiality, and ethics as enshrined in the Constitution of the Republic of South Africa and further expressed in various pieces of legislation, it is required for the bidder to make this declaration in respect of the details required hereunder.

Where a person/s are listed in the Register for Tender Defaulters and / or the List of Restricted Suppliers, that person will automatically be disqualified from the bid process.

2. Bidder's declaration

- 2.1 Is the bidder, or any of its directors / trustees / shareholders / members / partners or any person having a controlling interest (1) in the enterprise, employed by the state?

YES / NO

- 2.1.1 If so, furnish particulars of the names, individual identity numbers, and, if applicable, state employee numbers of sole proprietor/ directors / trustees / shareholders / members/ partners or any person having a controlling interest in the enterprise, in table below.

Full Name	Identity Number	Name of State institution

(1) the power, by one person or a group of persons holding the majority of the equity of an enterprise, alternatively, the person/s having the deciding vote or power to influence or to direct the course and decisions of the enterprise.

2.2 Do you, or any person connected with the bidder, have a relationship with any person who is employed by the procuring institution?

YES / NO

2.2.1 If so, furnish particulars:

.....
.....

2.3 Does the bidder or any of its directors / trustees / shareholders / members / partners or any person having a controlling interest in the enterprise have any interest in any other related enterprise whether or not they are bidding for this contract?

YES / NO

2.3.1 If so, furnish particulars:

.....
.....

3 DECLARATION

I, the undersigned, (name).....
in submitting the accompanying bid, do hereby make the following statements that I certify to be true and complete in every respect:

- 3.1 I have read and I understand the contents of this disclosure;
- 3.2 I understand that the accompanying bid will be disqualified if this disclosure is found not to be true and complete in every respect;
- 3.3 The bidder has arrived at the accompanying bid independently from, and without consultation, communication, agreement or arrangement with any competitor. However, communication between partners in a joint venture or consortium² will not be construed as collusive bidding.
- 3.4 In addition, there have been no consultations, communications, agreements or arrangements with any competitor regarding the quality, quantity, specifications, prices, including methods, factors or formulas used to calculate prices, market allocation, the intention or decision to submit or not to submit the bid, bidding with the intention not to win the bid and conditions or delivery particulars of the products or services to which this bid invitation relates.
- 3.5 The terms of the accompanying bid have not been, and will not be, disclosed by the bidder, directly or indirectly, to any competitor, prior to the date and time of the official bid opening or of the awarding of the contract.
- 3.6 There have been no consultations, communications, agreements or arrangements made by the bidder with any official of the procuring institution in relation to this procurement process prior to and during the bidding process except to provide clarification on the bid submitted where so required by the institution; and the bidder was not involved in the drafting of the specifications or terms of reference for this bid.

² Joint venture or Consortium means an association of persons for the purpose of combining their expertise, property, capital, efforts, skill and knowledge in an activity for the execution of a contract.

3.7 I am aware that, in addition and without prejudice to any other remedy provided to combat any restrictive practices related to bids and contracts, bids that are suspicious will be reported to the Competition Commission for investigation and possible imposition of administrative penalties in terms of section 59 of the Competition Act No 89 of 1998 and or may be reported to the National Prosecuting Authority (NPA) for criminal investigation and or may be restricted from conducting business with the public sector for a period not exceeding ten (10) years in terms of the Prevention and Combating of Corrupt Activities Act No 12 of 2004 or any other applicable legislation.

I CERTIFY THAT THE INFORMATION FURNISHED IN PARAGRAPHS 1, 2 and 3 ABOVE IS CORRECT.

I ACCEPT THAT THE STATE MAY REJECT THE BID OR ACT AGAINST ME IN TERMS OF PARAGRAPH 6 OF PFMA SCM INSTRUCTION 03 OF 2021/22 ON PREVENTING AND COMBATING ABUSE IN THE SUPPLY CHAIN MANAGEMENT SYSTEM SHOULD THIS DECLARATION PROVE TO BE FALSE.

..... Signature Date
..... Position Name of bidder

This form has been aligned with SBD4

PA- 29: CERTIFICATION OF INDEPENDENT BID DETERMINATION

Project title:	Tubatse SAPS - Installation of twenty (20) Air Conditioners		
Bid no:	PLK23/31	Reference no:	

INTRODUCTION

1. This PA-29 [Certificate of Independent Bid Determination] must form part of all bids¹ invited.
2. Section 4 (1) (b) (iii) of the Competition Act No. 89 of 1998, as amended, prohibits an agreement between, or concerted practice by, firms, or a decision by an association of firms, if it is between parties in a horizontal relationship and if it involves collusive bidding (or bid rigging).² Collusive bidding is a *per se* prohibition meaning that it cannot be justified under any grounds.
3. Treasury Regulation 16A9 prescribes that accounting officers and accounting authorities must take all reasonable steps to prevent abuse of the supply chain management system and authorizes accounting officers and accounting authorities to:
 - a. disregard the bid of any bidder if that bidder, or any of its directors have abused the institution's supply chain management system and or committed fraud or any other improper conduct in relation to such system.
 - b. cancel a contract awarded to a supplier of goods and services if the supplier committed any corrupt or fraudulent act during the bidding process or the execution of that contract.
4. This form (PA-29) serves as a certificate of declaration that would be used by institutions to ensure that, when bids are considered, reasonable steps are taken to prevent any form of bid-rigging.
5. In order to give effect to the above, the attached Certificate of Bid Determination (PA-29) must be completed and submitted with the bid:

¹ Includes price quotations, advertised competitive bids, limited bids and proposals.

² Bid rigging (or collusive bidding) occurs when businesses, that would otherwise be expected to compete, secretly conspire to raise prices or lower the quality of goods and / or services for purchasers who wish to acquire goods and / or services through a bidding process. Bid rigging is, therefore, an agreement between competitors not to compete.

CERTIFICATE OF INDEPENDENT BID DETERMINATION

I, the undersigned, in submitting the accompanying bid:

(Bid Number and Description)

in response to the invitation for the bid made by:

(Name of Institution)

do hereby make the following statements that I certify to be true and complete in every respect:

I certify, on behalf of: _____ that:

(Name of Bidder)

1. I have read and I understand the contents of this Certificate.
2. I understand that the accompanying bid will be disqualified if this Certificate is found not to be true and complete in every respect.
3. I am authorized by the bidder to sign this Certificate, and to submit the accompanying bid, on behalf of the bidder.
4. Each person whose signature appears on the accompanying bid has been authorized by the bidder to determine the terms of, and to sign the bid, on behalf of the bidder.
5. For the purposes of this Certificate and the accompanying bid, I understand that the word "competitor" shall include any individual or organization, other than the bidder, whether or not affiliated with the bidder, who:
 - (a) has been requested to submit a bid in response to this bid invitation;
 - (b) could potentially submit a bid in response to this bid invitation, based on their qualifications, abilities or experience; and
 - (c) provides the same goods and services as the bidder and/or is in the same line of business as the bidder.

6. The bidder has arrived at the accompanying bid independently from, and without consultation, communication, agreement or arrangement with any competitor. However communication between partners in a joint venture or consortium³ will not be construed as collusive bidding.

7. In particular, without limiting the generality of paragraphs 6 above, there has been no consultation, communication, agreement or arrangement with any competitor regarding:
 - (a) prices;
 - (b) geographical area where product or service will be rendered (market allocation)
 - (c) methods, factors or formulas used to calculate prices;
 - (d) the intention or decision to submit or not to submit, a bid;
 - (e) the submission of a bid which does not meet the specifications and conditions of the bid; or
 - (f) bidding with the intention not to win the bid.

8. In addition, there have been no consultations, communications, agreements or arrangements with any competitor regarding the quality, quantity, specifications and conditions or delivery particulars of the products or services to which this bid invitation relates.

9. The terms of the accompanying bid have not been, and will not be, disclosed by the bidder, directly or indirectly, to any competitor, prior to the date and time of the official bid opening or of the awarding of the contract.

I am aware that, in addition and without prejudice to any other remedy provided to combat any restrictive practices related to bids and contracts, bids that are suspicious will be reported to the Competition Commission for investigation and possible imposition of administrative penalties in terms of section 59 of the Competition Act No 89 of 1998 and or may be reported to the National Prosecuting Authority (NPA) for criminal investigation and or may be restricted from conducting business with the public sector for a period not exceeding ten (10) years in terms of the Prevention and Combating of Corrupt Activities Act No 12 of 2004 or any other applicable legislation.

Name of Bidder	Signature	Date	Position

³ Joint venture or Consortium means an association of persons for the purpose of combining their expertise, property, capital, efforts, skill and knowledge in an activity for the execution of a contract.

PA-15.1: RESOLUTION OF BOARD OF DIRECTORS

RESOLUTION of a meeting of the Board of *Directors / Members / Partners of:

_____ (Legally correct full name and registration number, if applicable, of the Enterprise)

Held at _____ (place)

on _____ (date)

RESOLVED that:

- The Enterprise submits a Bid / Tender to the Department of Public Works in respect of the following project:

_____ (Project description as per Bid / Tender Document)

Bid / Tender Number: _____ (Bid / Tender Number as per Bid / Tender Document)

- *Mr/Mrs/Ms: _____

in *his/her Capacity as: _____ (Position in the Enterprise)

and who will sign as follows: _____

be, and is hereby, authorised to sign the Bid / Tender, and any and all other documents and/or correspondence in connection with and relating to the Bid / Tender, as well as to sign any Contract, and any and all documentation, resulting from the award of the Bid / Tender to the Enterprise mentioned above.

	Name	Capacity	Signature
1			
2			
3			
4			
5			
6			
7			
8			
9			
10			
11			
12			
13			
14			
15			
16			

17			
18			
19			
20			

The bidding enterprise hereby absolves the Department of Public Works from any liability whatsoever that may arise as a result of this document being signed.

Note:

1. * Delete which is not applicable.
2. **NB:** This resolution must, where possible, be signed by all the Directors / Members / Partners of the Bidding Enterprise.
3. In the event that paragraph 2 cannot be complied with, the resolution must be signed by Directors / Members / Partners holding a majority of the shares / ownership of the Bidding Enterprise (attach proof of shareholding / ownership hereto).
4. Directors / Members / Partners of the Bidding Enterprise may alternatively appoint a person to sign this document on behalf of the Bidding Enterprise, which person must be so authorized by way of a duly completed power of attorney, signed by the Directors / Members / Partners holding a majority of the shares / ownership of the Bidding Enterprise (proof of shareholding / ownership and power of attorney are to be attached hereto).
5. Should the number of Directors / Members / Partners exceed the space available above, additional names and signatures must be supplied on a separate page.

ENTERPRISE STAMP

PA-15.2: RESOLUTION OF BOARD OF DIRECTORS TO ENTER INTO CONSORTIA OR JOINT VENTURES

RESOLUTION of a meeting of the Board of *Directors / Members / Partners of:

(Legally correct full name and registration number, if applicable, of the Enterprise)

Held at _____ *(place)*

on _____ *(date)*

RESOLVED that:

- The Enterprise submits a Bid /Tender, in consortium/Joint Venture with the following Enterprises:

(List all the legally correct full names and registration numbers, if applicable, of the Enterprises forming the Consortium/Joint Venture)

to the Department of Public Works in respect of the following project:

(Project description as per Bid /Tender Document)

Bid / Tender Number: _____ *(Bid / Tender Number as per Bid / Tender Document)*

- *Mr/Mrs/Ms: _____

in *his/her Capacity as: _____ *(Position in the Enterprise)*

and who will sign as follows: _____

be, and is hereby, authorised to sign a consortium/joint venture agreement with the parties listed under item 1 above, and any and all other documents and/or correspondence in connection with and relating to the consortium/joint venture, in respect of the project described under item 1 above.

- The Enterprise accepts joint and several liability with the parties listed under item 1 above for the due fulfilment of the obligations of the joint venture deriving from, and in any way connected with, the Contract to be entered into with the Department in respect of the project described under item 1 above.
- The Enterprise chooses as its *domicilium citandi et executandi* for all purposes arising from this joint venture agreement and the Contract with the Department in respect of the project under item 1 above:

Physical address: _____

_____ (code)

Postal Address: _____

 _____ (code)

Telephone number: _____

Fax number: _____

	Name	Capacity	Signature
1			
2			
3			
4			
5			
6			
7			
8			
9			
10			
11			
12			
13			
14			
15			

The bidding enterprise hereby absolves the Department of Public Works from any liability whatsoever that may arise as a result of this document being signed

Note:

- * Delete which is not applicable.
- NB:** This resolution must, where possible, be signed by all the Directors / Members / Partners of the Bidding Enterprise.
- In the event that paragraph 2 cannot be complied with, the resolution must be signed by Directors / Members / Partners holding a majority of the shares / ownership of the Bidding Enterprise (attach proof of shareholding / ownership hereto).
- Directors / Members / Partners of the Bidding Enterprise may alternatively appoint a person to sign this document on behalf of the Bidding Enterprise, which person must be so authorized by way of a duly completed power of attorney, signed by the Directors / Members / Partners holding a majority of the shares / ownership of the Bidding Enterprise (proof of shareholding / ownership and power of attorney are to be attached hereto).
- Should the number of Directors / Members / Partners exceed the space available above, additional names and signatures must be supplied on a separate page.

ENTERPRISE STAMP

PA-15.3: SPECIAL RESOLUTION OF CONSORTIA OR JOINT VENTURES

RESOLUTION of a meeting of the duly authorised representatives of the following legal entities who have entered into a consortium/joint venture to jointly bid for the project mentioned below: *(legally correct full names and registration numbers, if applicable, of the Enterprises forming a Consortium/Joint Venture)*

1. _____

2. _____

3. _____

4. _____

5. _____

6. _____

7. _____

8. _____

Held at _____ *(place)*

on _____ *(date)*

RESOLVED that:

RESOLVED that:

- A. The above-mentioned Enterprises submit a Bid in Consortium/Joint Venture to the Department of Public Works in respect of the following project:

(Project description as per Bid /Tender Document)

Bid / Tender Number: _____ *(Bid / Tender Number as per Bid /Tender Document)*

PA-15.3: Special Resolution of Consortia or Joint Ventures

B. *Mr/Mrs/Ms: _____

in *his/her Capacity as: _____ (Position in the Enterprise)

and who will sign as follows: _____

be, and is hereby, authorised to sign the Bid, and any and all other documents and/or correspondence in connection with and relating to the Bid, as well as to sign any Contract, and any and all documentation, resulting from the award of the Bid to the Enterprises in Consortium/Joint Venture mentioned above.

C. The Enterprises constituting the Consortium/Joint Venture, notwithstanding its composition, shall conduct all business under the name and style of:

D. The Enterprises to the Consortium/Joint Venture accept joint and several liability for the due fulfilment of the obligations of the Consortium/Joint Venture deriving from, and in any way connected with, the Contract entered into with the Department in respect of the project described under item A above.

E. Any of the Enterprises to the Consortium/Joint Venture intending to terminate the consortium/joint venture agreement, for whatever reason, shall give the Department 30 days written notice of such intention. Notwithstanding such decision to terminate, the Enterprises shall remain jointly and severally liable to the Department for the due fulfilment of the obligations of the Consortium/Joint Venture as mentioned under item D above.

F. No Enterprise to the Consortium/Joint Venture shall, without the prior written consent of the other Enterprises to the Consortium/Joint Venture and of the Department, cede any of its rights or assign any of its obligations under the consortium/joint venture agreement in relation to the Contract with the Department referred to herein.

G. The Enterprises choose as the *domicilium citandi et executandi* of the Consortium/Joint Venture for all purposes arising from the consortium/joint venture agreement and the Contract with the Department in respect of the project under item A above:

Physical address: _____

_____ (Postal code) _____

Postal Address: _____

_____ (Postal code) _____

Telephone number: _____

Fax number: _____

PA-15.3: Special Resolution of Consortia or Joint Ventures

	Name	Capacity	Signature
1			
2			
3			
4			
5			
6			
7			
8			
9			
10			
11			
12			
13			
14			
15			

The bidding enterprise hereby absolves the Department of Public Works & Infrastructure from any liability whatsoever that may arise as a result of this document being signed.

Note:

1. * Delete which is not applicable.
2. **NB:** This resolution must be signed by all the Duly Authorised Representatives of the Legal Entities to the consortium/joint venture submitting this tender, as named in item 2 of Resolution PA-15.2.
3. Should the number of the Duly Authorised Representatives of the Legal Entities joining forces in this tender exceed the space available above, additional names, capacity and signatures must be supplied on a separate page.
4. Resolution PA-15.2, duly completed and signed, from the separate Enterprises who participate in this consortium/joint venture, must be attached to this Special Resolution (PA-15.3).



DPW-16 (EC): SITE INSPECTION MEETING CERTIFICATE

Project title:	<i>Tubatse SAPS - Installation of twenty (20) Air Conditioners</i>		
Tender / Quotation no:		Reference no:	
Closing date:			

This is to certify that I, _____ representing

_____ in the capacity of

_____ visited the site on:

I have made myself familiar with all local conditions likely to influence the work and the cost thereof. I further certify that I am satisfied with the description of the work and explanations given at the site inspection meeting and that I understand perfectly the work to be done, as specified and implied, in the execution of this contract.

Name of Tenderer	Signature	Date

Name of DPW Representative	Signature	Date

DPW-09 (EC): PARTICULARS OF TENDERER'S PROJECTS

Project title:	<i>Tubatse SAPS - Installation of twenty (20) Air Conditioners</i>		
Tender / quotation no:	PLK23/31	Closing date:	19 June 2023
Advertising date:	05 Junev 2023	Validity period:	30calender days

1. PARTICULARS OF THE TENDERER'S CURRENT AND PREVIOUS COMMITMENTS

1.1. Current projects

Projects currently engaged in	Name of Employer or Representative of Employer	Contact tel. no.	Contract sum	Contractual commencement date	Contractual completion date	Current percentage progress
1						
2						
3						
4						
5						
6						
7						
8						



tenderer's projects
Tender no: **PLK23/31**

1.2. Completed projects

Projects completed in the previous 5 (five) years	Name of Employer or Representative of Employer	Contact tel. no.	Contract sum	Contractual commencement date	Contractual completion date	Date of Certificate of Practical Completion
1						
2						
3						
4						
5						
6						
7						
8						
9						

Name of Tenderer	Signature
	Date

DPW-21 (EC): RECORD OF ADDENDA TO TENDER DOCUMENTS

Project title:	<i>Tubatse SAPS - Installation of twenty (20) Air Conditioners</i>		
Tender no:	<i>PLK23/31</i>	Reference no:	

1. I / We confirm that the following communications received from the Department of Public Works and Infrastructure before the submission of this tender offer, amending the tender documents, have been taken into account in this tender offer: *(Attach additional pages if more space is required)*

	Date	Title or Details
1.		
2.		
3.		
4.		
5.		
6.		
7.		
8.		
9.		
10.		
11.		
12.		
13.		

Name of Tenderer	Signature	Date

2. I / We confirm that no communications were received from the Department of Public Works and Infrastructure before the submission of this tender offer, amending the tender documents.

Name of Tenderer	Signature	Date



DPW-15 (EC): SCHEDULE OF PROPOSED SUBCONTRACTORS

Project title:	<i>Tubatse SAPS - Installation of twenty (20) Air Conditioners</i>		
Tender no:		Reference no:	

We notify you that it is our intention to employ the following Subcontractors for work in this contract.

We confirm that all subcontractors who are contracted to construct a house are registered as home builders with the National Home Builders Registration Council.

	Name and address of proposed Subcontractor	Nature and extent of work	Previous experience with Subcontractor
1			
2			
3			
4			
5			

Name of representative	Signature	Capacity	Date

Name of organisation:	
------------------------------	--



DPW-22 (EC): PARTICULARS OF ELECTRICAL CONTRACTOR

Project title:	<i>Tubatse SAPS - Installation of twenty (20) Air Conditioners</i>		
Tender no:	PLK23/31	Reference no:	

Name of Electrical Contractor:	
Address:	
Electrical Contractor registration number at the Department of Labour	

Name of Tenderer	Signature	Date

DPW-05: (EC) CONTRACT DATA - (GCC (2010) 2nd EDITION: 2010)

Project title:	Tubastse SAPS - Installation of twenty (20) Air conditioners
-----------------------	---

Tender / Quotation no:	PLK23/31	WCS no:	056044	Reference no:	
-------------------------------	----------	----------------	--------	----------------------	--

PART 1: DATA PROVIDED BY THE EMPLOYER	
CONDITIONS OF CONTRACT	
<p>The General Conditions of Contract for Construction Works, Second Edition, 2010, published by the South African Institution of Civil Engineering, Private Bag X200, Halfway House, 1685, is applicable to this Contract and is obtainable from www.saice.org.za</p> <p>Bidders to note that materials procured for the works should be from South African manufactures and suppliers. Imported materials shall only be considered under exceptional circumstances, based on compelling technical justifications, and subject to the approval by the NDPWI.</p>	

CONTRACT SPECIFIC DATA	
The following contract specific data, referring to the General Conditions of Contract for Construction Works, Second Edition, 2010, are applicable to this Contract:	
CLAUSES	COMPULSORY DATA
1.1.1.8	<p>Amend Clause 1.1.1.8 to include the word "rights" to read as follows:</p> <p>"Contract Data" means the specific data which, together with these General Conditions of Contract, collectively describe the rights, risks, liabilities and obligations of the contracting parties and the procedures for the administration of the Contract.</p>
1.1.1.13	<p>Amend Clause 1.1.1.13 as follows, clarify when the defects liability period starts:</p> <p>"Defects Liability Period" means the period stated in the Contract Data, commencing on the date indicated on the Certificate of Completion or Certificates of Completion in the event of more than one Certificate of Completion is issued for different parts of the Works, during which the Contractor has both the right and the obligation to make good defects in the materials, Plant and workmanship covered by the Contract.</p> <p>Defects liability period is: 12 months.</p>
1.1.1.14 & 5.14.7	<p>The time for achieving Practical Completion of the whole of the works is: 3 Months measured from the <u>Commencement</u> Date. The time thus stated includes special non-working days and the year-end break.</p> <p><u>or, if Practical Completion in portions is required,</u></p> <p>The times for achieving Practical Completion for the portions as set out in the Scope of Works are <i>mutatis mutandi</i>:</p> <p>For portion 1 within <i>insert description as may be applicable</i></p> <p>For portion 2 within <i>insert description as may be applicable</i></p> <p>For portion 3 within <i>insert description as may be applicable</i></p>

Tender no: PLK23/31

Any reference to words "Bid" or Bidder" herein and/or in any other documentation shall be construed to have the same meaning as the words "Tender" or "Tenderer".

For Internal & External Use

Effective date 27 July 2022

Page 1 of 13
Version: 2022/03

	For portion 4 within <i>insert description as may be applicable</i> <i>(followed by further portions as required)</i>
	The time for achieving Practical Completion of the whole of the Works is: 3 Months , measured from the Commencement Date . The time thus stated includes special non-working days and the year-end break.
1.1.1.15	The name of the Employer is: The Government of the Republic of South Africa in its Department of Public Works and Infrastructure.
1.1.1.16	The name of the Engineer is: N/A
1.1.1.26	The Pricing Strategy is a: Re-measurement Contract.
1.1.1.31	Not applicable to this Contract.
1.1.1.35	Insert the definition of "Value of Works" as Clause 1.1.1.35: "Value of Works" means the value of the Works certified by the Engineer as having been satisfactorily executed and shall include the value of the works done, the value of the materials and/or plant and Contract Price Adjustments.
1.2.1.2	Employer's address: Physical Address: 77 Hans van Rensburg Street Polokwane 0699 Postal Address: Private Bag X9469 Polokwane 0700 Facsimile: N/A Telephone: 015 291 6344
	Engineer's address: Physical Address: N/A Postal Address: n/a Facsimile: Telephone:
1.3.4	Not applicable to this Contract.

Tender no: Insert Number and press "Tab" Insert Number and press "Tab"

<p>1.3.5</p>	<p>Replace Clause 1.3.5 with the following provisions:</p> <ul style="list-style-type: none"> (a) The Employer will become the owner of the information, documents, advice, recommendation and reports collected, furnished and/or compiled by the Contractor during the course of, and for the purposes of executing this Contract, all of which will be handed over to the Employer on request, but in any event on the termination and/or cancellation of this Contract for whatever reason. The Contractor relinquishes its retention or any other rights thereon to which it may be entitled. (b) The copyright of all documents, recommendations and reports compiled by the Contractor during the course of and for the purposes of finalizing the Works will vest in the Employer, and may not be reproduced or distributed or made available to any person outside the Employer's service, or to any institution in any way, without the prior written consent of the Employer. The Employer shall have the right to use such material for any other purpose without the approval of information or payment to the Contractor. (c) The copyright of all electronic aids, software programmes etc. prepared or developed in terms of the Contract shall vest in the Employer, who shall have the right to use such material for any other purpose without the approval of, information or payment to the Contractor. (d) In case of the Contractor providing documents, electronic aids, software programs or like material to the Employer, the development of which has not been at the expense of the Employer, copyright shall not vest in the Employer. The Contractor shall be required to indicate to which documents, electronic aids, software programs or like material this provision applies. (e) The Contractor hereby indemnifies the Employer against any action, claim, damages or legal cost that may be instituted against the Employer on the grounds of an alleged infringement of any copyright, patents or any other intellectual property right in connection with the Works outlined in this Contract. (f) All information, documents, recommendations, programs and reports collected or compiled must be regarded as confidential and may not be communicated or made available to any person outside the Employer's service and may not be published either during the currency of this Contract or after termination thereof without the prior written consent of the Employer.
<p>3.1.3</p>	<p>1. The Engineer's authority to act and/or to execute functions or duties or to issue instructions are expressly excluded in respect of the following:</p> <ul style="list-style-type: none"> (a) Appointment of nominated Sub-contractors – clause 4.4.3; (b) Granting of an extension of time and/or ruling on claims associated with claims for extension of time – clauses 5.12.3, 10.1.5; (c) Acceleration of the rate of progress and determination of the cost for payment of such acceleration – clause 5.12.4; (d) Rulings on claims and disputes – clauses 10.1.5, 10.2.3 and 10.3.3; (e) Suspension of the Works – clause 5.11.1; (f) Final Payment Certificate – clause 6.10.9; (g) Issuing of <i>mora</i> notices to the Contractor – clauses 9.1.1, 9.1.2.1 and 9.2.1; (h) Cancellation of the contract between the Employer and Contractor – clauses 9.1.1, 9.1.2.1 and 9.2.1.

Tender no: Insert Number and press "Tab"

	<p>2. In order to be legally binding and have legal bearing and consequence, any ruling in respect of the above matters (a) to (h) must be on an official document, signed and issued by the Employer to the Contractor.</p> <p>3. The Contractor must submit claims, demands, notices, notifications, updated particulars and reports in writing, as well as any other supporting documentation pertaining thereto, in respect of any of the above listed matters (a) to (h), to the Engineer within the time periods and in the format(s) as determined in the relevant clauses of the Conditions of Contract. Failing to deliver such to the Engineer timeous and in the correct format will invalidate any claim and the consequences of such failure will <i>mutatis mutandis</i> be as stated in clause 10.1.4.</p> <p>4. Clauses 6.10.9 and 10.1.5 shall be amended as follows to indicate the limitation on the Engineer's authority in respect thereof:</p> <p>Clause 6.10.9 – Amend to read as follows:</p> <p>Within 14 days of the date of final approval as stated in the Final Approval Certificate, the Contractor shall deliver to the Engineer a final statement claiming final settlement of all moneys due to him (save in respect of matters in dispute, in terms of Clauses 10.3 to 10.11, and not yet resolved). The Employer shall within 14 days issue to the Contractor a Final Payment Certificate the amount of which shall be paid to the Contractor within 28 days of the date of such certificate, after which no further payments shall be due to the Contractor (save in respect of matters in dispute, in terms of Clauses 10.3 to 10.11 and not yet resolved).</p> <p>Clause 10.1.5 – Amend to read as follows:</p> <p>Unless otherwise provided in the Contract, the Employer shall, within 28 days after the Contractor has delivered his claim in terms of Clause 10.1.1 as read with Clause 10.1.2, deliver to the Contractor his written and adequately reasoned ruling on the claim (referring specifically to this Clause). The amount thereof, if any, allowed by the Employer shall be included to the credit of the Contractor in the next payment certificate.</p> <p>5. Insert the following under 3.1.3: Provided that, notwithstanding any provisions to the contrary in the Contract, the Employer shall have the right to reverse and, should it deem it necessary, to amend any certificate, instruction, decision or valuation of the Engineer and to issue a new one, and such certificate instruction, decisions or valuations shall for the purposes of the Contract be deemed to be issued by the Engineer, provided that the Contractor shall be remunerated in the normal manner for work executed in good faith in terms of an instruction issued by the Engineer and which has subsequently been rescinded.</p>
3.2.2.1	<p>Amend Clause 3.2.2.1 to insert the word "Plant" to read as follows:</p> <p>Observe the execution of the Works, examine and test material, Plant and workmanship, and receive from the Contractor such information as he shall reasonably require.</p>
3.2.3.2	<p>Amend Clause 3.2.3.2 to insert the word "Plant" to reads as follows:</p> <p>Notwithstanding any authority assigned to him in terms of Clauses 3.2.2 and 3.2.4, failure by the Engineer's Representative to disapprove of any work, workmanship, Plant or materials shall not prejudice the power of the Engineer thereafter to disapprove thereof and exercise any of his powers in terms of the Contract in respect of thereof.</p>
4.8.2.1	<p>Amend Clause 4.8.2.1 to include the word "person", as follows:</p> <p>Makes available to the Employer, or to any such contractor, person or authority, any roads or ways for the maintenance of which the Contractor is responsible, or</p>

Tender no: Insert Number and press "Tab"

4.8.2.2	Amend Clause 4.8.2.2 to include "Employer" and "contractors", as follows: Provides any other facility or service of whatsoever nature to the Employer or to any of the said contractors, persons or authorities,
5.3.1	The documentation required before commencement with Works execution are: Health and Safety Plan (Refer to Clause 4.3) Initial programme (Refer to Clause 5.6) Security (Refer to Clause 6.2) Insurance (Refer to Clause 8.6) <i>insert other requirements</i> <i>insert other requirements</i> <i>insert other requirements</i>
5.3.2	The time to submit the documentation required before commencement with Works execution is: 21 days.
5.4.2	The access to, and possession of, the Site referred to in Clause 5.4.1 shall be not exclusive to the Contractor. In the event of access to, and possession of, the Site is not exclusive to the Contractor, the following limitations apply: .
5.8.1	The non-working days are: Saturdays and Sundays
	The special non-working days are: (1) Public Holidays; (2) The year-end break commencing on 16 December until the Sunday preceding the first working Monday of January of the succeeding year.
5.9.1	Amend Clause 5.9.1 as follows: On the Commencement Date, the Engineer shall deliver to the Contractor three (3) copies, at no cost to the Contractor, of the drawings and any instructions required for the commencement of the Works. The cost of any additional copies of such drawings and/or instructions, as may be required by the Contractor, will be for the account of the Contractor.
5.13.1	The penalty for failing to complete the Works is: R549.00 excluding VAT per day
	<u>or, if completion in portions is required,</u> The penalty for failing to complete portion 1 of the Works is: R0.00 per day. The penalty for failing to complete portion 2 of the Works is: R0.00 per day. The penalty for failing to complete portion 3 of the Works is: R0.00 per day. The penalty for failing to complete portion 4 of the Works is: R0.00 per day. <i>Followed by further portions as required.</i> The penalty for failing to complete the whole of the works is: R549.00 excluding VAT per day.

Tender no: Insert Number and press "Tab"

5.14.1	<p>Amend the second paragraph of Clause 5.14.1 as follows:</p> <p>When the Works are about to reach the said stage, the Contractor shall, in writing, request a Certificate of Practical Completion and the Engineer shall, within 14 days after receiving such request, issue to the Contractor a written list setting out the work to be completed to justify Practical Completion. Should the Engineer not issue such a list within the 14 days, the Contractor shall notify the Employer accordingly. Should the Employer not issue such a list within 7 days of receipt of such notice, Practical Completion shall be deemed to have been achieved on the 14th day after the contractor requested the Certificate of Practical Completion.</p>
5.16.1	<p>Amend Clause 5.16.1 to delete the proviso in the third paragraph of this clause.</p>
5.16.2	<p>Amend Clause 5.16.2 as follows:</p> <p>No certificate other than the Final Approval Certificate referred to in Clause 5.16.1 shall be deemed to constitute approval of the Works or shall be taken as an admission of the due performance of the Contract or any part thereof, nor of the accuracy of any claim made by the Contractor, nor shall any other certificate exclude or prejudice any of the powers of the Engineer and/or the Employer.</p>
5.16.3	<p>The latent defect period for all works is: 5 years.</p>
6.2.1	<p>The type of security for the due performance of the Contract, as selected by the Contractor in the Contract Data, must be delivered to the Employer.</p>
6.2.3	<p>Amend Clause 6.2.3 as follows:</p> <p>If the Contractor has selected a performance guarantee as security, he shall ensure that it remains valid and enforceable as required in terms of the Contract.</p>
6.5.1.2.3	<p>The percentage allowance to cover overhead charges is: 33%, except on material cost where the percentage allowance is 10%.</p>
6.8.2	<p>Contract Price Adjustment (CPA) will be applicable: No.</p> <p>If CPA is indicated as "Yes" above the value of payment certificates is to be adjusted by a Contract Price Adjustment Factor:</p> <p>The value of the certificates issued shall be adjusted in accordance with the Contract Price Adjustment Schedule with the following values:</p> <p>The value of "x" is 0.15.</p> <p>The values of the coefficients are: a = 0.25. (Labour) b = 0.3 (Contractor's equipment) c = 0.3 (Material) d = 0.15 (Fuel)</p> <p>The values of the coefficients for "Repair and Maintenance Project" (RAMP) contracts are: a = 0.35 (Labour) b = 0.20 (Contractor's equipment) c = 0.35 (Material) d = 0.10 (Fuel)</p>

Tender no: Insert Number and press "Tab"

6.8.2	<p>The urban area nearest the Site is Burgersfort . (Select urban area from Statistical News Release, P0141, Table 7.1.)</p> <p>The applicable industry for the Producer Price Index for materials is N/A. (Select the applicable industry from Statistical News Release, P01421, Table 11.)</p> <p>The area for the Producer Price Index for fuel is N/A. (Select the area from Statistical News Release, P01421, Table 12.)</p> <p>The base month is N/A 20N/A. (The month prior to the closing of the tender.)</p>
6.8.3	Price adjustments for variations in the costs of special materials are not allowed.
6.10.1.5	The percentage advance on materials not yet built into the Permanent Works is: 85 % .
6.10.3	The limit of retention money is dependent on the security to be provided by the Contractor in terms of Clause 6.2.1.
6.10.5	<p>Replace Clause 6.10.5 with the following:</p> <p><u>In respect of contracts up to R2 million and in respect of contracts above R2 million where the Contractor elects a security by means of a 10% retention, 50% of the retention shall be released to the Contractor when the Engineer issues the Certificate of Completion in terms of clause 5.14.4. The remaining 50% of the retention shall be released in accordance with the provisions of the conditions of contract and will become due and payable when the Contractor becomes entitled, in terms of Clause 5.16.1, to receive the Final Approval Certificate.</u></p> <p><u>In respect of contracts above R2 million, where the Contractor elects a security by means of a cash deposit or fixed guarantee of 5% of the Contract Sum (excl. VAT) and a 5% retention of the Value of the Works (excl. VAT), the cash deposit or fixed guarantee, whichever is applicable, shall be refunded to the Contractor or return to the guarantor, respectively, when the Engineer issues the Certificate of Completion in terms of Clause 5.14.4. The 5% retention of the Value of the Works (excl. VAT) shall become due and payable when the Contractor becomes entitled, in terms of Clause 5.16.1, to receive the Final Approval Certificate.</u></p> <p><u>In respect of contracts above R2 million, where the Contractor elects a security by means of a cash deposit or a variable guarantee of 10% of the Contract Sum (excl. VAT), the cash deposit or the variable guarantee, whichever is applicable, will be reduced to 5% of the Value of the Works (excl. VAT) when the Engineer issues the Certificate of Completion in terms of Clause 5.14.4. The balance of the cash deposit shall become due and payable or the variable guarantee shall expire when the Contractor becomes entitled in terms of Clause 5.16.1 to receive the Final Approval Certificate.</u></p>
7.9.1	<p>Insert the following at the end of Clause 7.9.1:</p> <p>Provided that, should the Contractor on demand not pay the amount of such costs to the Employer, such amount may be determined and deducted by the Employer from any amount due to or that may become due to the Contractor under this or any other previous or subsequent contract between the Contractor and the Employer.</p>
8.2.2.1	<p>Insert the following as a second paragraph to Clause 8.2.2.1:</p> <p>The Contractor shall at all times proceed immediately to remove or dispose of any debris arising from damage to or destruction of the Works and to rebuild, restore, replace and/or repair the Works, failing which the Employer may cause same to be done and recover the reasonable costs associated therewith from the Contractor.</p>

Tender no: Insert Number and press "Tab"

8.4.3	<p>Insert a new Clause 8.4.3 as follows:</p> <p>The Contractor shall on receiving a written instruction from the Engineer immediately proceed at his own cost to remove or dispose of any debris and to rebuild, restore, replace and/or repair such property and to execute the Works.</p>
8.6.1.1.1	Amend Clause 8.6.1.1.1 to read as follows: Contract Sum plus 10%.
8.6.1.1.2	The value of Plant and materials supplied by the Employer to be included in the insurance sum is: Nil
8.6.1.1.3	The amount to cover professional fees for repairing damage and loss to be included in the insurance sum is: Nil
8.6.1.3	<p>Amend Clause 8.6.1.3 to delete reference to limit of indemnity, to read as follows:</p> <p>Liability insurance that covers the Contractor against liability for the death of, or injury to any person, or loss of, or damage to any property (other than property while it is insured in terms of Clause 8.6.1.1) arising from or in the course of the fulfillment of the Contract, from the Commencement Date to the date of the end of the Defects Liability Period, if there is one, or otherwise to the issue of the Certificate of Completion.</p>
8.6.1.5	<p>1. Public liability insurance to be effect by the Contractor to a minimum value of:</p> <p><input checked="" type="checkbox"/> R5 million</p> <p>or</p> <p><input type="checkbox"/> R <i>insert amount in figures (and in words)</i></p> <p>With a deductible not exceeding 5% of each and every claim.</p> <p>2. Support insurance is to be effected by the Contractor to a minimum value of:</p> <p>R 0.00</p> <p>With a deductible not exceeding 5% of each and every claim.</p>
8.6.5	<p>Amend Clause 8.6.5 as follows:</p> <p>Save as otherwise provided in the Contract Data, the insurances referred to in Clause 8.6.1 shall be effected with an insurance company registered in the Republic of South Africa. The Contractor shall submit the insurance policy to the Employer for approval, if so requested.</p>
8.6.7	<p>Amend Clause 8.6.7 as follows:</p> <p>If the Contractor fails to effect and keep in force any of the insurances referred to in Clause 8.6.1, the Employer may cancel the Contract in terms of Clause 9.2.</p>
8.6.8	<p>Insert a new Clause 8.6.8 in provide for high risk insurance for projects executed on areas classified as "High Risk Areas".</p> <p>HIGH RISK INSURANCE</p> <p>In the event of the project being executed in a geological area classified as a "High Risk Area", that is an area which is subject to highly unstable subsurface conditions that might result in catastrophic ground movement evident by sinkhole or doline formation the following will apply:</p>

Tender no: Insert Number and press "Tab"

8.6.8	<p>(1) Damage to the Works The Contractor shall, from the date of Commencement of the Works until the date of the Certificate of Completion, bear the full risk of and hereby indemnifies and holds harmless the Employer against any damage to and/or destruction of the Works consequent upon a catastrophic ground movement as mentioned above. The Contractor shall take such precautions and security measures and other steps for the protection of the Works as he may deem necessary.</p> <p>When so instructed to do so by the Engineer, the Contractor shall proceed immediately to remove and/or dispose of any debris arising from damage to or destruction of the Works and to rebuild, restore, replace and/or repair the Works, at the Contractor's own costs.</p> <p>(2) Injury to Persons or Loss of or damage to Properties The Contractor shall be liable for and hereby indemnifies and holds harmless the Employer against any liability, loss, claim or proceeding arising during the Contract Period whether arising in common law or by Statute, consequent upon personal injuries to or the death of any person whomsoever resulting from, arising out of or caused by a catastrophic ground movement as mentioned above.</p> <p>The Contractor shall be liable for and hereby indemnifies the Employer against any and all liability, loss, claim or proceeding consequent upon loss of or damage to any moveable, or immovable or personal property or property contiguous to the Site, whether belonging to or under the control of the Employer or any other body or person whomsoever arising out of or caused by a catastrophic ground movement, as mentioned above, which occurred during the Contract Period.</p> <p>(3) It is the responsibility of the Contractor to ensure that he has adequate insurance to cover his risk and liability as mentioned in Clauses 8.6.8(1) and 8.6.8 (2) above. Without limiting his obligations in terms of the Contract, the Contractor shall, within 21 days of the Commencement Date and before Commencement of the Works, submit to the Employer proof of such insurance policy, if requested to do so.</p> <p>(4) The Employer shall be entitled to recover any and all losses and/or damages of whatever nature suffered or incurred consequent upon the Contractor's default of his obligations as set out in Clauses 8.6.8 (1), 8.6.8 (2) and 8.6.8 (3). Provided that, should the Contractor on demand not pay the amount of such costs to the Employer, such amount may be determined and deducted by the Employer from any amount due to or that may become due to the Contractor under this or any other existing or subsequent contract between the Contractor and the Employer.</p>
9.1.4	<p>Amend Clause 9.1.4 as follows:</p> <p>In the circumstances referred to in Clauses 9.1.1, 9.1.2 or 9.1.3 (provided that the circumstances in 9.1.3 is not due to the fault of the Contractor, his employees, contractors or agents), and whether or not the Contract is terminated under the provisions of this Clause, the Contractor shall be entitled to payment of any increased cost of or incidental to the execution of the Works which is specifically attributable to, or consequent upon the circumstances defined in Clauses 9.1.1, 9.1.2 or 9.1.3;</p>
9.1.5	<p>Amend Clause 9.1.5 as follows:</p> <p>If the Contract is terminated on any account in terms of this Clause (provided that the circumstances in 9.1.3 is not due to the fault of the Contractor, his employees, contractors or agents) , the Contractor shall be paid by the Employer (insofar as such amounts or items have not already been covered by payments on account made to the Contractor) for all measured work executed prior to the date of termination, the amount (without retention), payable in terms of the Contract and, in addition:</p>
9.1.6	<p>This Clause is not applicable to this Contract.</p>

Tender no: Insert Number and press "Tab"

9.2.1.3.8	<p>Insert a new Clause 9.2.1.3.8 as follows:</p> <p>Has failed to effect and keep in force any of the insurances referred to in Clause 8.6.1,</p>
9.2.4	<p>Insert a new Clause 9.2.4 as follows, to provide for unilateral termination by the Employer:</p> <p>The Employer shall be entitled at any time to unilaterally terminate or cancel this Contract or any part thereof. Save for the following, the Contractor shall not be entitled to claim any other amounts whatsoever in respect of such termination or cancellation of this Contract. The Employer shall be obliged to pay the Contractor as damages and/or loss of profit the lesser of:</p> <p>9.2.4.1 An amount not exceeding 10% of the Contract Sum;</p> <p>9.2.4.2 10% of the value of incomplete work; or</p> <p>9.2.4.3 The Contractor's actual damage or loss as determined by the Employer after receipt of evidence substantiating any such damage or loss.</p>
9.3.2.2	<p>Amend Clause 9.3.2.2 as follows to delete the proviso on lien:</p> <p>The ownership of Plant and unused materials brought onto the Site by the Contractor, and for which the Employer has not made any payment, shall revert to the Contractor and he shall, with all reasonable dispatch, remove from the Site such Plant, materials and all Construction Equipment and Temporary Works.</p>
9.3.3	<p>Insert the following at the end of Clause 9.3.3</p> <p>After cancellation of the Contract by the Contractor, the Contractor, when requested by the Employer to do so, shall not be entitled to refuse to withdraw from the Works on the grounds of any lien or a right of retention or on the grounds of any other right whatsoever.</p>
10.1.3.1	<p>Amend Clause 10.1.3.1 as follows to insert the word "Plant":</p> <p>All facts and circumstances relating to the claims shall be investigated as and when they occur or arise. For this purpose, the Contractor shall deliver to the Engineer, records in a form approved by the Engineer, of all the facts and circumstances which the Contractor considers relevant and wishes to rely upon in support of his claims, including details of all Construction Equipment, labour, Plant and materials relevant to each claim. Such records shall be submitted promptly after the occurrence of the event giving rise to the claim.</p>
10.1.6	<p>Insert a new Clause 10.1.6 as follows:</p> <p>If the Employer fails to give his ruling within the period referred to in Clause 10.1.5 he shall be deemed to have given a ruling dismissing the claim.</p>
10.2.1	<p>Amend Clause 10.2.1 as follows:</p> <p>In respect of any matter arising out of or in connection with the Contract, which is not required to be dealt with in terms of Clause 10.1 or which does not require the decision or ruling of the Employer, the Contractor or the Employer shall have the right to deliver a written dissatisfaction claim to the Engineer. This written claim shall be supported by particulars and substantiated.</p>
10.2.2	<p>Amend Clause 10.2.2 as follows:</p> <p>If, in respect of any matter arising out of or in connection with the Contract, which is not required to be dealt with in terms of Clause 10.1 or which does not require the decision or ruling of the Employer, the Contractor or the Employer fails to submit a claim within 28 days after the cause of dissatisfaction, he shall have no further right to raise any dissatisfaction on such matter.</p>

Tender no: Insert Number and press "Tab"

10.3.2	<p>Amend Clause 10.3.2 as follows to replace “adjudication” with “court”:</p> <p>If either party shall have given notice in compliance with Clause 10.3.1, the dispute shall be referred to court proceedings in terms of Clause 10.8, unless amicable settlement is contemplated.</p>
10.3.3	Replace “Engineer” with “Employer”.
10.4.2	<p>Amend Clause 10.4.2 as follows to provide for submission to court:</p> <p>If the other party rejects the invitation to amicable settlement in writing or does not respond in writing to the invitation with 14 days, or amicable settlement is unsuccessful, either party may submit the dispute to court.</p>
10.4.4	<p>Amend Clause 10.4.4 to delete reference to “adjudication” and “arbitration” to read as follows:</p> <p>Save for reference to any portion of any settlement or decision which has been agreed to be final and binding on the parties, no reference shall be made by or on behalf of either party in any subsequent court proceedings, to any outcome of an amicable settlement, or to the fact that any particular evidence was given, or to any submission, statement or admission made in the course of the amicable settlement.</p>
10.5 10.6 & 10.7	The entire provisions of these Clauses are not applicable to this Contract.
10.10.3	<p>Amend Clause 10.10.3 as follows to reword and remove reference to “arbitrator”:</p> <p>The court shall have full power to open up, review and revise any ruling, decision, order, instruction, certificate or valuation of the Engineer and Employer and neither party shall be limited in such proceedings before such court to the evidence or arguments put before the Engineer or Employer for the purpose of obtaining his ruling.</p>

CONTRACT PARTICIPATION GOAL TARGETS AND CIDB B.U.I.L.D. PROGRAMME

The contractor shall achieve in the performance of the contract the following Contract Participation Goals (CPGs) as described in PG-01.2 (EC): Scope of Work and PG-02.2 (EC): Pricing Assumptions and in accordance with the feasibility study, which forms part of the specifications in the CPG Section of the Specification of this contract.

(a)	Minimum 30% mandatory Subcontracting to SMMEs in accordance with the Preferential Procurement Policy Framework Act, 2000: Preferential Procurement Regulations, 2017 as published in the Government Gazette Notice No. 40553 of 20 January 2017 – Condition of Tender.	Not applicable
(b)	Minimum Targeted Local Manufacturers of Material Contract Participation Goal, in accordance with the cidb Standard for Contract Participation Goals for Targeting Enterprises and Labour through Construction Works Contracts as published in the Government Gazette Notice No. 41237 of 10 November 2017, as amended in cidb Best Practice Project Assessment Scheme Notice No. 43726 of 18 September 2020 – Condition of Contract.	Not applicable
(c)	Minimum Targeted Local Building Material Suppliers Contract Participation Goal in accordance with the cidb Standard for Contract Participation Goals for Targeting Enterprises and Labour through Construction Works Contracts as published in the Government Gazette Notice No. 41237 of 10 November 2017, as amended in cidb Best Practice Project Assessment Scheme Notice No. 43726 of 18 September 2020 – Condition of Contract.	Not applicable

Tender no: Insert Number and press "Tab"

(d)	Minimum Targeted Local Labour Skills Development Contract Participation Goal in accordance with the cidb Standard for Contract Participation Goals for Targeting Enterprises and Labour through Construction Works Contracts as published in the Government Gazette Notice No. 41237 of 10 November 2017, as amended in cidb Best Practice Project Assessment Scheme Notice No. 43726 of 18 September 2020 – Condition of Contract.	Not applicable
(e)	cidb BUILD Programme: Minimum Targeted Enterprise Development Contract Participation Goal in accordance with the cidb Standard for Indirect Targeting for Enterprise Development through Construction Works Contracts, No 36190 Government Gazette, 25 February 2013, as amended in cidb Best Practice Project Assessment Scheme Notice No. 43726 of 18 September 2020 – Condition of Contract.	Not applicable
(f)	cidb BUILD Programme: Minimum Targeted Contract Skills Development Goal in accordance with the cidb Standard for Developing Skills through Infrastructure Contracts as published in the Government Gazette Notice No. 43495 of 3 July 2020, as amended in cidb Best Practice Project Assessment Scheme Notice No. 43726 of 18 September 2020 as amended in cidb Best Practice Project Assessment Scheme Notice No. 43726 of 18 September 2020 – Condition of Contract.	Not applicable
(g)	DPWI National Youth Service training and development programme (NYS) – Condition of Contract.	Not applicable
(h)	Labour Intensive Works – Condition of Contract.	Not applicable
(i)		Select
(j)		Select

Tender no: Insert Number and press "Tab"

	PART 2: DATA PROVIDED BY THE BIDDER
1.1.1.9	The name of the Bidder is: _____
1.2.1.2	<p>The address of the Bidder is:</p> <p>Postal address:</p> <p>_____</p> <p>_____</p> <p>_____ Postal Code: _____</p> <p>Tel: _____ Fax: _____</p> <p>TAX / VAT Registration No: _____</p> <p>Physical address:</p> <p>_____</p> <p>_____</p> <p>_____ Postal Code: _____</p> <p>E-mail address: _____</p>
6.2.1	<p>The security to be provided by the Contractor shall be one of the following:</p> <p>(a) Cash deposit of 10 % of the Contact Sum (excl. VAT) <input type="checkbox"/> YES or <input type="checkbox"/> NO</p> <p>(b) Variable performance guarantee of 10 % of the Contract Sum (excl. VAT) <input type="checkbox"/> YES or <input type="checkbox"/> NO</p> <p>(c) Retention of 10 % of the value of the Works (excl. VAT) <input type="checkbox"/> YES or <input type="checkbox"/> NO</p> <p>(d) Cash deposit of 5 % of the Contract Sum (excl. VAT) plus retention of 5 % of the value of the Works (excl. VAT) <input type="checkbox"/> YES or <input type="checkbox"/> NO</p> <p>(e) Performance guarantee of 5 % of the Contract Sum (excl. VAT) plus retention of 5 % of the value of the Works (excl. VAT) <input type="checkbox"/> YES or <input type="checkbox"/> NO</p> <p>NB: Guarantees submitted must be issued by either an insurance company duly registered in terms of the Insurance Act [Long-Term Insurance Act, 1998 (Act 52 of 1998) or Short-Term Insurance Act, 1998 (Act 53 of 1998)] or by a bank duly registered in terms of the Banks Act, 1990 (Act 94 of 1990) on the pro-forma referred to above. No alterations or amendments of the wording of the pro-forma will be accepted.</p>



DPW-10.2 (EC): VARIABLE CONSTRUCTION GUARANTEE (GCC (2010) 2nd EDITION: 2010)

Director-General
Department of Public Works and Infrastructure
Government of the Republic of South Africa

FOR ATTENTION

Project Manager
Private Bag X 9469
Polokwane
0700

Sir,

VARIABLE CONSTRUCTION GUARANTEE FOR THE EXECUTION OF A CONTRACT IN TERMS OF GCC (2010) 2nd EDITION 2010

1. With reference to the contract between _____
_____ (hereinafter referred to as the “**contractor**”) and the Government of the Republic of South Africa in its Department of Public Works and Infrastructure (hereinafter referred to as the “**employer**”), Contract/Tender No: **insert Contract / Tender No**, for the **Tubatse Saps - Installation of 20 Air conditioners** (hereinafter referred to as the “**contract**”) for the sum of R **insert amount**, (**insert amount in words**), (hereinafter referred to as the “**contract sum**”).

I / We, _____
in my/our capacity as _____ and hereby
representing _____ (hereinafter referred to as the “**guarantor**”) advise that the **guarantor** holds at the **employer**’s disposal the sum of R **insert amount**, (**insert amount in words**) being 10% of the **contract sum** (excluding VAT), for the due fulfilment of the **contract**.
2. I / We advise that the **guarantor**’s liability in terms of this guarantee shall be as follows:
 - (a) From and including the date on which this guarantee is issued and up to and including the day before the date on which the last **certificate of completion** of works is issued, the **guarantor** will be liable in terms of this guarantee to the maximum amount of 10% of the **contract sum** (excluding VAT); _____
 - (b) The **guarantor**’s liability shall reduce to 5 % of the **value of the works** (excluding VAT) as determined at the date of the last **certificate of completion** of works, subject to such amount not exceeding 10% of the **contract sum** (excluding VAT);
 - (c) This guarantee shall expire on the date of the last **final approval certificate**.
3. The **guarantor** hereby renounces the benefits of the exceptions *non numeratae pecunia; non causa debiti; excussionis et divisionis; and de duobus vel pluribus reis debendi* which could be pleaded against the enforcement of this guarantee, with the meaning and effect whereof I/we declare myself/ourselves to be conversant, and undertake to pay the **employer** the amount guaranteed on receipt of a written demand from the **employer** to do so, stating that (in the **employer**’s opinion and sole discretion):
 - (a) the **contractor** has failed or neglected to comply with the terms and/or conditions of the **contract**;
or

Tender no: (Insert Tender Number)

- (b) the **contractor's** estate is sequestrated, liquidated or surrendered in terms of the insolvency laws in force within the Republic of South Africa.
- 4. Subject to the above, but without in any way detracting from the **employer's** rights to adopt any of the procedures provided for in the **contract**, the said demand can be made by the **employer** at any stage prior to the expiry of this guarantee.
- 5. The amount paid by the **guarantor** in terms of this guarantee may be retained by the **employer** on condition that upon issue of the last **final approval certificate**, the **employer** shall account to the **guarantor** showing how this amount has been expended and refund any balance due to the **guarantor**.
- 6. The **employer** shall have the absolute right to arrange his affairs with the **contractor** in any manner which the **employer** deems fit and the **guarantor** shall not have the right to claim his release on account of any conduct alleged to be prejudicial to the **guarantor**. Without derogating from the foregoing, any compromise, extension of the construction period, indulgence, release or variation of the **contractor's** obligation shall not affect the validity of this guarantee.
- 7. The **guarantor** reserves the right to withdraw from this guarantee at any time by depositing the guaranteed amount with the **employer**, whereupon the **guarantor's** liability ceases.
- 8. This guarantee is neither negotiable nor transferable, and
 - (a) must be surrendered to the **guarantor** at the time when the **employer** accounts to the **guarantor** in terms of clause 5 above, or
 - (b) shall lapse in accordance with clause 2 (c) above.
- 9. This guarantee shall not be interpreted as extending the **guarantor's** liability to anything more than payment of the amount guaranteed.

SIGNED AT _____ **ON THIS** _____ **DAY OF** _____ **20** _____

AS WITNESS

1. _____

2. _____

By and on behalf of

(insert the name and physical address of the guarantor)

NAME: _____

CAPACITY: _____
(duly authorised thereto by resolution attached marked Annexure A)

DATE: _____

- A. No alterations and/or additions of the wording of this form will be accepted.**
- B. The physical address of the guarantor must be clearly indicated and will be regarded as the guarantor's *domicilium citandi et executandi*, for all purposes arising from this guarantee.**
- C. This GUARANTEE must be returned to:** _____

DPW-10.4 (EC): FIXED CONSTRUCTION GUARANTEE GCC (2010) 2nd EDITION: 2010

Director-General
Department of Public Works and Infrastructure
Government of the Republic of South Africa

FOR ATTENTION

Project Manager
Private Bag X9469
Polokwane
0700

Sir,

FIXED CONSTRUCTION GUARANTEE FOR THE EXECUTION OF A CONTRACT IN TERMS OF GCC 2ND EDITION 2010

- With reference to the contract between _____
_____ (hereinafter referred to as the "**contractor**") and the Government of the Republic of South Africa in its Department of Public Works and Infrastructure (hereinafter referred to as the "**employer**"), Contract/Tender No: **insert Contract / Tender No**, for the **Tubatse SAPS - Installation of twenty (20) Air Conditioners** (hereinafter referred to as the "**contract**"), for the sum of R **insert amount**, (**insert amount in words**), (hereinafter referred to as the "**contract sum**").

I / We, _____
in my/our capacity as _____ and hereby
representing _____ (hereinafter referred to as the "**guarantor**") advise that the **guarantor** holds at the **employer's** disposal the sum of R **insert amount**, (**insert amount in words**) being 5% of the **contract sum** (excluding VAT), for the due fulfillment of the **contract**.
- The **guarantor** hereby renounces the benefits of the exceptions *non numeratae pecunia; non causa debiti; excussionis et divisionis*; and *de duobus vel pluribus reis debendi* which could be pleaded against the enforcement of this guarantee, with the meaning and effect whereof I/we declare myself/ourselves to be conversant, and undertake to pay the **employer** the amount guaranteed on receipt of a written demand from the **employer** to do so, stating that (in the **employer's** opinion and sole discretion):
 - the **contractor** has failed or neglected to comply with the terms and/or conditions of the **contract**;
or
 - the **contractor's** estate is sequestered; liquidated or surrendered in terms of the insolvency laws in force within the Republic of South Africa.
- Subject to the above, but without in any way detracting from the **employer's** rights to adopt any of the procedures provided for in the **contract**, the said demand can be made by the **employer** at any stage prior to the expiry of this guarantee.
- The amount paid by the **guarantor** in terms of this guarantee may be retained by the **employer** on condition that upon the issue of the last **final approval certificate**, the **employer** shall account to the **guarantor** showing how this amount has been expended and refund any balance due to the **guarantor**.

Tender No: *insert Contract / Tender No*

5. The **employer** shall have the absolute right to arrange his affairs with the **contractor** in any manner which the **employer** deems fit and the **guarantor** shall not have the right to claim his release on account of any conduct alleged to be prejudicial to the **guarantor**. Without derogating from the foregoing, any compromise, extension of the construction period, indulgence, release or variation of the **contractor's** obligation shall not affect the validity of this guarantee.
6. The **guarantor** reserves the right to withdraw from this guarantee at any time by depositing the guaranteed amount with the **employer**, whereupon the **guarantor's** liability ceases.
7. This guarantee is neither negotiable nor transferable, and
 - (a) must be surrendered to the **guarantor** at the time when the **employer** accounts to the **guarantor** in terms of clause 4 above, or
 - (b) shall lapse on the date of the last **certificate of completion** of works.
8. This guarantee shall not be interpreted as extending the **guarantor's** liability to anything more than the payment of the amount guaranteed.

SIGNED AT _____ ON THIS _____ DAY OF _____ 20_____.

AS WITNESS

1. _____

2. _____

By and on behalf of

(insert the name and physical address of the guarantor)

NAME: _____

CAPACITY: _____
(duly authorised thereto by resolution attached marked Annexure A)

DATE: _____

- A. No alterations and/or additions of the wording of this form will be accepted.
- B. The physical address of the guarantor must be clearly indicated and will be regarded as the guarantor's *domicilium citandi et executandi*, for all purposes arising from this guarantee.
- C. This GUARANTEE must be returned to: _____

DPW-23 (EC): SCHEDULE FOR IMPORTED MATERIALS AND EQUIPMENT

Project title:	<i>Tubatse SAPS - Installation of twenty (20) Air Conditioners</i>		
Tender no:		Reference no:	

This schedule should be completed by the tenderer. *(Attach additional pages if more space is required)*

Item	Material / Equipment	Rand (R) (Excluding VAT)
1.		R
2.		R
3.		R
4.		R
5.		R
6.		R

The Contractor shall list imported items, materials and/or equipment which shall be excluded from the Contract Price Adjustment Provisions (if applicable) and shall be adjusted in terms of currency fluctuations only. Copies of the supplier's quotations for the items, materials or equipment (provided that such costs shall not be higher than the relevant contract rate as listed above) should be lodged with the Principal Agent / Engineer of the Department of Public Works and Infrastructure within 60 (sixty) days from the date of acceptance of the tender. No adjustment of the local VAT amount, nor the contractor's profit, discount, mark-up, handling costs, etc. shall be allowed.

These net amounts will be adjusted as follows:

FORMULA:

The net amount to be added to or deducted from the contract sum:

$$A = V \left(\frac{Z}{Y} - 1 \right)$$

A = the amount (R) of adjustment

V = the net amount (supplier's quotation) (R) of the imported item

Y = exchange rate at the closing date of tender submission

Z = exchange rate on the date of payment.

Name of Tenderer	Signature	Date

PG-01.1 (EC) SCOPE OF WORKS – (GCC (2010) 2nd EDITION: 2010)

Project title:	<i>Tubatse SAPS - Installation of twenty (20) Air Conditioners</i>		
Tender no:	PLK23/31	Reference no:	

C3. Scope of Works

CONTENTS

C3.1 STANDARD SPECIFICATIONS

C3.2 PROJECT SPECIFICATIONS

A: GENERAL

- PS-1 PROJECT DESCRIPTION
- PS-2 DESCRIPTION OF SITE AND ACCESS
- PS-3 DETAILS OF CONTRACT
- PS-4 CONSTRUCTION AND MANAGEMENT REQUIREMENTS
- PS-5 CONSTRUCTION PROGRAMME
- PS-6 SITE FACILITIES AVAILABLE
- PS-7 SITE FACILITIES REQUIRED
- PS-8 REQUIREMENTS FOR ACCOMMODATION OF TRAFFIC
- PS-9 OCCUPATIONAL HEALTH AND SAFETY
- PS-10 ADVERSE WEATHER CONDITIONS

NOTE: This is an example only. Compiler / Designer to provide the applicable contents.

B: AMENDMENTS TO THE PARTICULAR SPECIFICATIONS

C3.3 PARTICULAR SPECIFICATIONS

C3.4 STANDARD SPECIFICATIONS:

The standard specifications on which this contract is based are the **South African Bureau of Standards Standardized Specifications for Civil Engineering Construction SABS 1200**. *(Note to compiler. "SABS" has been changed to "SANS"; the SABS 1200 specifications are due to be replaced in the foreseeable future by SANS 2100)*

Although not bound in nor issued with this Document, the following Sections of the Standardized Specifications of SABS 1200 shall form part of this Contract:

A - 1986 - GENERAL / D – (etc, to be provide by compiler)

3.5 PROJECT SPECIFICATIONS:

Status

The Project Specification, consisting of two parts, forms an integral part of the contract and supplements the Standard Specifications.

Part1 A contains a general description of the works, the site and the requirements to be met.

Part B contains variations, amendments and additions to the Standardized Specifications and, if applicable, the Particular Specifications.

In the event of any discrepancy between a part or parts of the Standardised of Particular Specifications and the Project Specification, the Project Specification shall take precedence. In the event of a discrepancy between the specifications, (including the Project Specifications) and the drawings and / or the Bill of Quantities, the discrepancy shall be resolved by the Engineer before the execution of the work under the relevant item.

3.5.1 GENERAL

PS-1 PROJECT DESCRIPTION:

Tubatse SAPS - Installation of twenty (20) Air Conditioners

3.5.2 AMENDMENTS TO THE STANDARD AND PARTICULAR SPECIFICATION:

None

C3.5.3 PARTICULAR SPECIFICATIONS:

None

C3.6 STANDARD MINIMUM REQUIREMENTS

In terms of section 5(2) of the Construction Industry Development Board Act, 2000 (Act no. 38 of 2000) (the Act), the Construction Industry Development Board is empowered to establish and promote best practice standards, Standard Requirements and Guidelines which includes the following but not limited to:

- C3.6.1 cidb Best Practice: Green Building Certification, No. 34158 Government Gazette, 1 April 2011
- C3.6.2 cidb Standard for Developing Skills through Infrastructure Contracts, No. 36760 Government Gazette, 23 August 2013
- C3.6.3 cidb Standard for Indirect Targeting for Enterprise Development through Construction Works Contracts, No 36190 Government Gazette, 25 February 2013
- C3.6.4 Preferential Procurement Policy Framework Act, 2000: Preferential Procurement Regulations, 2022, No. 40553 Government Gazette, 20 January 2022
- C3.6.5 cidb Standard for Contract Participation Goals for Targeting Enterprises and Labour through Construction Works Contracts, No. 41237 Government Gazette, 10 November 2017
- C3.6.6 cidb Standard for Minimum Requirements for Engaging Contractors and Sub-Contractors on Construction Works Contracts, No. 41237 Government Gazette, 10 November 2017
- C3.6.7 cidb Standard for Minimum Requirements for Engaging Contractors and Sub- Contractors on Construction Works Contracts, No. 42021 Government Gazette, 9 November 2018

C3.6.8 cidb Standard for Developing Skills through Infrastructure Contracts, No. 43495 Government Gazette, 3 July 2020

C3.7 CONTRACT PARTICIPATION GOALS AND CIDB BUILD PROGRAMME

The contractor shall achieve in the performance of the contract the following Contract Participation Goals (CPGs) as indicated below. Provision for pricing of compliance with the achieving the CPGs is made in the Contract Participation Goal Section of the Bills of Quantities and it is explicitly pointed out that all requirements in respect of the aforementioned are deemed to be priced thereunder and no additional claims in this regard shall be entertained:

C3.7.1 Minimum Thirty Percent (30%) Mandatory Sub-contracting Contract Participation Goal

MINIMUM THIRTY PERCENT (30%) MANDATORY SUBCONTRACTING TO SMMES: IMPLEMENTATION OF PREFERENTIAL PROCUREMENT REGULATIONS 2017

30% Mandatory subcontracting is *not applicable* to this project.

It is the requirement of the employer that the contractor enhances the use of local Small, Micro and Medium Enterprises (SMME's) in executing this contract, irrespective whether the 30% Participation Goal is applicable or not.

The thirty percent (30%) mandatory Sub-contracting shall be achieved in the execution of the contract. in terms of in accordance with the Preferential Procurement Policy Framework Act, 2000: Preferential Procurement Regulations, 2017 as published in the Government Gazette Notice No. 40553 of 20 January 2017.

- (a) SMME's involvement of at least five percent (5%) of the tender amount at the time of tender to be sourced from within 50km radius of the project site with the intention to maximize use of local SMMEs within "Insert Ward/s, Municipal District, Town, City, Province",
- (b) SMME's involvement of at least twenty five percent (25%) of the Tender Value to be sourced from within 250km radius of the project site.

Bidders are cautioned not to under-price items earmarked to be executed by SMMEs as adjustment to too low rates will not be entertained by the Employer.

Bidders to sub-contract a minimum of thirty percent (30%) of the tender amount including VAT at the time of tender (All inclusive, Including VAT). to any one or more of the following categories:

- a. An EME or QSE
- b. An EME or QSE which is at least 51% owned by black people
- c. An EME or QSE which is at least 51% owned by black people who are youth
- d. An EME or QSE which is at least 51% owned by black people who are women
- e. An EME or QSE which is at least 51% owned by black people with disabilities
- f. An EME or QSE which is at least 51% owned by black people living in rural or underdeveloped areas or townships
- g. A co-operative which is at least 51% owned by black people
- h. An EME or QSE which is at least 51% owned by black people who are Military veterans
- i. More than one of the categories referred to in paragraphs (a) to (h).

Bidders to refer to the CSD for a list of prospective sub-contractors provided with the tender. The bidder to refer to the CSD website should the list provided be insufficient.

Bidders must ensure that the sub-contractors conform to the following:

- a. Possess relevant accreditation where applicable;
- b. Be registered with relevant bodies (CIDB, various Councils, etc.) where applicable;
- c. Possess necessary capabilities to deliver the sub-contracted work;
- d. Meet the requirements in terms of the stipulated designated groups; and

- e. Geographical located at the place where the project will be delivered. Geographical location must be determined using the following criteria:
- Relevant Ward. If not available;
 - Relevant neighbouring Wards. If not available;
 - Relevant Local Municipality. If not available;
 - Relevant District Municipality. If not available;
 - Relevant Metro. If not available;
 - Relevant Province. If not available;
 - Relevant Neighbouring Province. And If not available;
 - Anywhere within the borders of South Africa .

It is the bidder's responsibility to source alternative SMMEs should the parties with whom agreements were entered into at the time of tendering either no longer exist or do not perform or render work of an acceptable standard, subject to the approval by the Employer. Failure to achieve the minimum thirty percent (30%) SMME participation based on the tender amount including VAT, will result in a two percent (2%) penalty on the amount of work on which there is no compliance (Excluding VAT), unless the contractor can prove to the Employer's satisfaction that the non-achievement was beyond his/her control.

The bidder shall submit monthly reports in terms of monthly achievement and accumulative targets achieved including audited supporting documentation to the Employer's Representative.

C3.7.2 Minimum Targeted Local Material Manufacturer Contract Participation Goal

The Minimum Targeted Local Building Material Manufacturers CPG is *not applicable* to this project.

It is the requirement of the employer that the contractor enhances the use of local Small, Micro and Medium Enterprise Local Material Manufacturers (SMME's) in executing this contract, irrespective whether a minimum percentage Participation Goals is applicable or not.

The Minimum Targeted Local Manufacturers of Material Contract Participation Goal, in accordance with the cidb Standard for Contract Participation Goals for Targeting Enterprises and Labour through Construction Works Contracts as published in the Government Gazette Notice No. 41237 of 10 November 2017, as amended in cidb Best Practice Project Assessment Scheme Notice No. 43726 of 18 September 2020.

A Targeted Local Material Manufacturer is a targeted enterprise that operates or maintains a factory or establishment that produces on its premises materials or goods required by the principal contractor for the performance of the contract.

Note: Adapted from SANS 10845-7:2015, definition 2.13

Preference shall be given to the Targeted Local Material Manufacturer where feasible in GREATER TUBATSE MUNICIPALITY , LIMPOPO, and provided that:

- (a) Such materials comply in all respects with the specific requirements of PW371 and SANS specifications,
- (b) The nonavailability of such materials shall not adversely affect the desired progress of the specific works,
- (c) The use of such suppliers shall not constitute grounds for any claim for increased cost in respect thereof,
- (d) Materials of at least 2% of the total value of materials purchased including VAT to be sourced from within 50km radius of the project site,
- (e) Material of at least 8% of the total value of materials purchased including VAT to be sourced from within 250km radius of the project site.

Failure to achieve the minimum ten percent (10%) Targeted Local Material Manufacturer participation expressed as a percentage of the original tender amount, excluding allowances and VAT, will result in a two percent (2%) penalty of the prorated targeted value of materials not complied with unless the contractor can prove to the Employer's satisfaction that the non-achievement was beyond his/her control.

Example: Total material to be purchased from local manufacturers = R 10 Million and only achieved a R8 Million CPG then the penalty = R2 Million x 2%. The bidder shall submit monthly reports in terms of monthly achievement and accumulative targets achieved including audited supporting documentation to the Employer's Representative.

C3.7.3 Minimum Targeted-Local Building Material Suppliers Contract Participation Goal

The Minimum Targeted Local Building Material Suppliers CPG is *not applicable* to this project.

It is the requirement of the employer that the contractor enhances the use of local Small, Micro and Medium Enterprise Local Material Suppliers (SMME's) in executing this contract, irrespective whether a minimum percentage Participation Goals is applicable or not.

The Minimum Targeted Local Manufacturers of Material Contract Participation Goal shall be achieved in accordance with the cidb Standard for Contract Participation Goals for Targeting Enterprises and Labour through Construction Works Contracts as published in the Government Gazette Notice No. 41237 of 10 November 2017, as amended in cidb Best Practice Project Assessment Scheme Notice No. 43726 of 18 September 2020 – Condition of Contract..

A targeted supplier is a targeted enterprise that

- a) owns, operates or maintains a store, warehouse or other establishment in which goods are bought, kept in stock and regularly sold to wholesalers, retailers or the public in the usual course of business; and
- b) engages, as its principal business and in its own name, in the purchase and sale of goods.

Note: Adapted from SANS 10845-7:2015, definition 2.14

Preference shall be given to the local material suppliers where feasible in the *n/a*

- (a) Such materials comply in all respects with the specific requirements of PW371 and SANS specifications,
- (b) The none availability of such materials shall not adversely affect the desired progress of the specific works,
- (c) The use of such suppliers shall not constitute grounds for any claim for increased cost in respect thereof,
- (d) Materials of at least two percent (2%) of the total value of materials purchased including VAT to be sourced from within 50km of the project site,
- (e) Material of at least eight percent (8%) of the total value of materials purchased including VAT to be sourced from within 250km of the project site.

Failure to achieve the minimum ten percent (10%) Targeted Local Material Manufacturer participation expressed as a percentage of the original tender amount, excluding allowances and VAT, will result in a two percent (2%) penalty of the prorated targeted value of materials not complied with, unless the contractor can prove to the Employer's satisfaction that the non-achievement was beyond his/her control.

Example: Total material to be purchased from local manufacturers = R 10 Million and only achieved a R8 Million CPG then the penalty = R2 Million x 2%.

The bidder shall submit monthly reports in terms of monthly achievement and accumulative targets achieved including audited supporting documentation to the Employer's Representative.

C3.7.4 Minimum Targeted Local Labour Skills Development Contract Participation Goal

The Minimum Targeted Local Labour Skills Development CPG is *not applicable* to this project.

It is the requirement of the employer that the contractor enhances the use of local labour in executing this contract. This is required to be done through the use of both traditional building techniques and

labour-intensive construction techniques careful and considered construction planning and implemented in the project irrespective whether a minimum percentage Participation Goal is applicable or not.

The Minimum Targeted Local Skills Development Contract Participation Goal shall be achieved in accordance with the cidb Standard for Contract Participation Goals for Targeting Enterprises and Labour through Construction Works Contracts as published in the Government Gazette Notice No. 41237 of 10 November 2017, as amended in cidb Best Practice Project Assessment Scheme Notice No. 43726 of 18 September 2020 – Condition of Contract..

Targeted labour: individuals who:

- a) are employed by the principal contractor, sub-contractor or targeted enterprises in the performance of the contract;
- b) are defined as the target group in the targeting data; and
- c) permanently reside in the target area or who are recognized as being residents of the target area on the basis of identification and association with and recognition by the residents of the target area.

Adapted from SANS 10845-7:2015, definition 2.12

Targeting of labour by skills categories is only permissible within categories of semi-skilled and unskilled labour.

Contract participation goals for semi-skilled and unskilled labour shall be limited to on-the-job training to targeted labour to enable such labour to master the basic work techniques required to undertake the work in accordance with the requirements of the contract and in a manner that does not compromise worker health and safety. In the case of targeted labour, the certification of records shall be in accordance with SANS 10845-8.

Beneficiaries will be sourced from the insert Ward/s, Municipal District, Town, City, Province Construction Period employed by either the principal contractor, sub-contractors or targeted enterprises. The total number of working days to complete the Works amount to insert number of working days as determined by the Construction Period working days. The minimum CPG participation for Targeted Local Labour Skills Development is thirty percent (30%) [insert percentage as determined by the feasibility study], expressed as a percentage of the total number of working days required to complete the Works. The contractor shall attain or exceed the CPG in the performance of the contract. Failure to achieve the minimum Targeted Local Labour Skills Development CPG will result in a payment reduction of R5 000 (Excluding VAT), per working day which training has not been provided to the workforce in attendance, unless the contractor can prove to the Employer's satisfaction that the non-achievement was beyond his/her control.

The bidder shall submit monthly reports in terms of monthly achievement and accumulative targets achieved including audited supporting documentation to the Employer's Representative.

C3.7.5 CIDB BUILD PROGRAMME: Minimum Targeted Enterprise Development Contract Participation Goal

The Minimum Targeted Enterprise Development CPG is *not applicable* to this project.

The aim of this best practice standard for indirect targeting for enterprise development in accordance with the Standard for Indirect Targeting for Enterprise Development (published in Government Gazette 36190 of 25 February 2013), as amended in cidb Best Practice Project Assessment Scheme Notice No. 43726 of 18 September 2020 – Condition of Contract. is to promote enterprise development by providing for a minimum contract participation goal (CPG) of five percent (5%) of the contract amount as defined in the Standard (Tender amount, excluding allowances and VAT on selected contracts to be undertaken by joint-venture partners or to be sub-contracted to developing contractors that are also to be beneficiaries of enterprise development support from the main contractor.



The bidder shall submit monthly reports in terms of monthly achievement and accumulative targets achieved including audited supporting documentation to the Employer's Representative.

The contractor shall attain or exceed the enterprise development goal in the performance of the contract. Failing to achieve the Participation Goal will result in A) a thirty percent (30%) penalty of the value not achieved, excluding VAT, unless the contractor can prove to the Employer's satisfaction that the non-achievement was beyond his/her control.

The lead partner or main contractor shall dedicate a minimum five percent (5%) of total project value to provide developmental support to targeted subcontractor or joint venture partner applicable to contracts in Grades 7 to 9, General Building and Civil Engineering contracts. Preference will be given to *(Insert type of enterprises. eg General Building, Electrical, Mechanical, Plumbing, etc. It could be either just one or any combination of all)* Enterprises.

Provision for pricing of compliance with the aforementioned is made in the preliminaries and it is explicitly pointed out that all requirement in respect of the aforementioned are deemed to be priced thereunder and no additional claims in this regard shall be entertained.

C3.7.5.1 Criteria

The main or lead partner of the successful bidder shall:

- (a) There must be a needs analysis for indirect targeting and development or skill standard and should be development in at least any two developmental areas namely:
 - Administrative and cost control systems
 - construction management systems and plans
 - planning, tendering and programming
 - business; technical; procurement skills
 - legal compliance
 - credit rating/history; financial loan capacity/history
 - contractual knowledge
- (b) The above needs analysis shall be mutually agreed upon between contractor and targeted enterprise
- (c) The contractor shall appoint an enterprise development coordinator to:
 - perform needs analysis on the targeted enterprise to identify developmental goals
 - develop a project specific enterprise development plan to improve the targeted enterprise/s performance in the identified developmental areas
 - provide internal mentorship support to improve the targeted enterprise/s performance
 - monitor and submit to the employer's representative a monthly enterprise development report thereby reporting on the progress of the agreed development areas with the targeted enterprise/s
 - submit a project completion report to the Employer's representative for each targeted enterprise.

C3.7.5.2 Management

The contractor shall provide a competent person/s to provide internal mentorship to the Targeted Enterprise/s in the two agreed developmental areas.

C3.7.5.3 Competence Criteria for an Enterprise Development Co-ordinator

The enterprise development co-ordinator shall have the following competencies:

- Minimum experience of 5 years in the construction industry at Managerial level as a Site Agent, Contracts Manager, Site Manager, Construction Manager, Business Development Manager or Enterprise Development Manager.
- Minimum experience of 2 years in training and development in Building or Construction; and
- National Diploma or B Degree in the Built Environment or Business Management

C3.7.5.4 Format of Communications

The contractor shall submit to the Employer's Representative:

- *Project interim reports* in the specified format (**ED105P**) detailing interim values of the CPG that was achieved together with an assessment of the enterprise development support provided should be tabled and discussed at least monthly at progress meetings between employer's representative and the contractor;
- *Project completion report* in the specified format (**ED101P**) to the Employer's Representative for acceptance within 15 days of achieving practical completion. The report shall include the value of the CPG that was certified in accordance with the contract, cidb registration numbers of each and every targeted enterprise, and the value of the subcontracted works or of the joint venture entered into; and the participation parameter
- *Enterprise development declaration* (**ED104P**).

C3.7.5.5 The Key Personal

The contractor shall appoint an Enterprise Development Co-ordinator and a competent person/s to provide internal mentorship.

C3.7.5.6 Management Meetings

The contractor shall report to the Employer's Representative on the implementation and progress of the targeted enterprise development and CPG at monthly progress site meetings.

C3.7.5.7 Forms for contract administration

The contractor shall submit to the Employer's Representative the following proformas:

- Form ED 105P Project Interim Report
- Form ED 104P Enterprise Development Declaration
- Form ED 101P Project Completion Report

C3.7.5.8 Records

The contractor shall:

- keep records of the targeted enterprise development
- keep records of the payments made to the targeted enterprises in relation to the CPG.
- ensure all the documentation required in terms of the Standard is provided with each monthly progress payment certificate and according to a prescribed format where applicable.

C3.7.5.9 Payment Certificates

The contractor shall:

- achieve the measurable CPG and providing enterprise development support to the targeted enterprise/s as per the Standard.

- submit payment certificates to the Employer Representative at intervals determined in the Contract.

C3.7.5.10 Compliance requirements

Non-compliance with the Best Practice Project Assessment Scheme

The wording of regulation 27A of the cidb regulations makes provision for the Board to enforce the cidb code of conduct in the event of clients being found to be in breach of the best practice project assessment scheme.

- Not including the requirements of the cidb standards in the conditions of tender
- Not registering the award of contract on the cidb Register of Projects (RoP)
- Not reporting practical completion on the cidb Register of Projects (RoP)

3.7.6 **CIDB BUILD PROGRAMME: Minimum Targeted Contract Skills Development Goal (CSDG)**

The Minimum Targeted Contract Skills Development CPG is *not applicable* to this project.

The contractor shall achieve or exceed in the performance of the contract the Contract Skills Development Goal (CSDG) established in the Standard for Developing Skills through Infrastructure Contracts (published in Government Gazette No 43495 of 3 July 2020, as amended in cidb Best Practice Project Assessment Scheme Notice No. 43726 of 18 September 2020 – Condition of Contract.

Failing to achieve the targeted Contract Skills Development Goal will result in A) a thirty percent (30%) penalty of the value of the portion not achieved, excluding VAT, and B) the issuing of completion certificates only after the completion certificate of achieving the skills development goal, counter-signed by the relevant individuals has been submitted, unless the contractor can prove to the Employer's satisfaction that the non-achievement was beyond his/her control.

The contractor shall apportion the learners in the different construction activities based on the scope of work. The cost of accommodating learners will be determined by using Table 3 in the Standard and this cost will be used to determine the value in Rand and will be added to the provision for training as provided for in the Preliminary and General section in the Bill of Quantities/Pricing schedules/Activity schedule.

C3.7.6.1 Methodology

The contractor shall achieve the measurable contract skills development goal by providing opportunities to learners requiring structured workplace learning using one or a combination of any of the following in relation to work directly related to the contract or order:

Method 1: structured workplace learning opportunities for learners towards the attainment of a part or a full occupational qualification;

Method 2: structured workplace learning opportunities for apprentices or other artisan learners towards the attainment of a trade qualification leading to a listed trade (GG No. 35625, 31 August 2012) subject to at least sixty percent (60%) of the artisan learners being holders of public TVET college qualifications;

Method 3: work integrated learning opportunities for University of Technology or Comprehensive University students completing their national diplomas;

Method 4: structured workplace learning opportunities for candidates towards registration in a professional category by a statutory council listed in Table 1 above.

The contract skills participation goals, expressed in Rand, shall not be less than the contract amount multiplied by a percentage (%) factor given in Table 2 in the Standard for the applicable class of construction works.

Table 2: Contracting skills development goals for different classes of engineering and construction works contracts

Class of construction works as identified in terms of Regulation 25 (3) of the Construction Industry Regulations 2004		Construction skills development goal (CSDG) (%)
Designation	Description	
CE	Civil Engineering	0.25
CE and GB	Civil engineering and General Building	0.375
EE	Electrical Engineering works (buildings)	0.25
EP	Electrical Engineering works (infrastructure)	0.25
GB	General Building	0.5
ME	Mechanical Engineering works	0.25
SB	Specialist	0.25

The contractor shall apportion the learners in the different construction activities based on the scope of work. The cost of accommodating learners will be determined by using Table 3 in the Standard and this cost will be used to determine the value in Rand and will be added to the provision for training as provided for in the Preliminary and General section in the Bill of Quantities/Pricing schedules/Activity schedule.

Table 3: Notional Cost of Training per Headcount

Source: cidb Standard for Skills Development

Type of Training Opportunity	Provision for stipends (Unemployed learners only)	Provisions for mentorship	Provisions for additional costs*	Total costs	
				Unemployed learners	Employed learners
Method 1					
Occupational qualification	R7 000	R0	R9 000	R16 000	R9 000
Method 2					
TVET College graduates	R14 000	R0	R9 000	R23 000	N/A
Apprenticeship	R14 000	R0	R12 000	R26 000	R12 000
Method 3					
P1 and P2 learners	R24 000	R20 000	R4 500	R48 500	N/A
Method 4					
Candidates with a 3 year diploma	R37 000	R20 000	R4 500	R61 500	R20 000
Candidates with 4 year qualification	R47 000	R20 000	R4 500	R71 500	R20 000

Note: the required CPG will be recalculated based on the awarded tender amount and "Contract amount" once the beneficiaries have been appointed and actual costs are known. The notional cost of providing training opportunities will increase by CPI on an annual basis based on April CPI. Should the rates increase after bid award or during construction the rates will be adjusted as a re-measurable item.

- (a) The successful contractor may employ part/full occupational qualification learners, trade qualification learners, work integrated learners or candidates n/a directly or through a Skills Development Agency (SDA), (A1 - List of cidb accredited SDAs).
- (b) The successful contractor must employ at least sixty percent (60%) of the learners from an FET / TVET college should the contractor select to have part/full occupational qualification learners and trade qualification learners contributing to the CSDG.

- (c) The successful contractor shall employ at least n/a) from eligible part/full occupational qualification learners, trade qualification learners, work integrated learners or candidates n/a in the employment of the employer.
- (d) The successful contractor shall ensure that no single method shall contribute more than seventy five percent (75%) of the CSDG for the contract.
- (e) The successful contractor may only place thirty three percent (33%) employed employees or that of his subcontractors contributing to the CSDG.
- (f) The contractor shall employ at least sixty percent (60%) of the learners from a Public FET / TVET college should the contractor select to have trade qualification learners (Method 2) contributing to the CSDG.
- (g) One of the objectives of the project is to train n/a Occupational qualifications, trade qualification, work integrated learners – P1 and P2 learners, professional candidates n/a

C3.7.6.2 Management

- (a) The successful contractor must keep site records regarding the part/full occupational qualification learners', trade qualification learners', work integrated learners' or candidates' (delete that which is not applicable) progress, site attendance, hours worked and other relevant information as required by the Standard.
- (b) The successful contractor shall provide the required number of appropriately qualified mentors to the maximum number of part/full occupational qualification learners, trade qualification learners, work integrated learners in the proportion as specified in the Standard.
- (c) The successful contractor shall provide a supervisor to manage the training of the part/full occupational qualification learners, trade qualification learners, work integrated learners, candidates n/a
- (d) The successful contractor shall submit to the employer's representative a baseline training plan in the specified format (Pro-forma A2) for the part/full occupational qualification learners, trade qualification learners, work integrated learners, candidates (delete that which is not applicable) within 30 days of start of the contract.
- (e) The successful contractor shall submit to the employer's representative project interim report in the specified format (Pro-forma A3) on the progress of each of part/full occupational qualification learner, trade qualification learner, work integrated learner, candidate (delete that which is not applicable) every three months.
- (f) The successful contractor shall submit to the employer's representative the names and particulars in the specified format (Pro-forma A4) of the supervisor, mentors for the part/full occupational qualification learners, trade qualification learners, work integrated learners or candidates (delete that which is not applicable) within 30 days of start of the contract.
- (g) The successful contractor shall keep a daily record of all the part/full occupational qualification learners, trade qualification learners, work integrated learners, candidates on site and their daily activities and shall be made available to the employer's representative on request.
- (h) The successful contractor shall submit to the employer's representative the reports on the progress and status of the part/full occupational qualification learners, trade qualification learners, work integrated learners or candidates (delete that which is not applicable) with the monthly invoice for the payment certificate.
- (i) The successful contractor shall have health and safety inductions for all part/full occupational qualification learners, trade qualification learners, work integrated learners or candidates (delete that which is not applicable).

- (j) The successful contractor shall conduct entry and exit medical tests of all part/full occupational qualification learners, trade qualification learners, work integrated learners or candidates (delete that which is not applicable).
- (k) The successful contractor shall provide personal protective equipment (PPE) to all part/full occupational qualification learners, trade qualification learners, work integrated learners or candidates (delete that which is not applicable) at the start of their employment on site.
- (l) Based on the agreed skills methods the contractor may employ part/full Occupational Qualification Learners and /or Trade Qualification Learners and/or Work Integrated Learners and/or Candidates n/a directly or through a Skills Development Agency (SDA), training provider or skills development facilitator (Form A1 - List of cidb accredited SDAs). The contractor shall ensure that no more than one Method shall be applied to any individual concurrently in the calculation of the CSDG for the contract.

C3.7.7 NATIONAL YOUTH SERVICE TRAINING AND DEVELOPMENT PROGRAMME (NYS)

The National Youth Service Training and Development Programme is *not applicable* to this project.

The programme shall be implemented in terms of the Implementation of the National Youth Service Programme under the Expanded Public Works (EPWP) and shall be priced in the CPG section of the Bills of Quantities. Monthly reports are to be submitted to the Employer's Representative.

Failure by the contractors to achieve the specified number to be trained in the NYS section of the CPG section within the Bills of quantities will result in a payment reduction as per bill of quantities per person, excluding VAT unless the contractor can prove to the Employer's satisfaction that the non-achievement was beyond his/her control.

C3.7.8 LABOUR-INTENSIVE WORKS

Labour Intensive Works is *not applicable* to this project.

Where labour intensive work is specified in the Bill of Qualities and indicated by "LI" the contractor must price for and include in rates. Contractors are expected to use their initiative to identify additional activities that can be done labour-intensively to comply with the set minimum labour intensity target. Allowance must be made for submitting monthly reports illustrating the value of the works executed under Labour Intensive Works.

Failure by the contractor to achieve the specified value of the Labour Intensive Participation Goal as stipulated within the Bills of quantities will result in a thirty percent (30%) penalty of the value of the works not done by means of labour intensive methods, excluding VAT, unless the contractor can prove to the Employer's satisfaction that the non-achievement was beyond his/her control.

Employer's objectives:

The employer's objectives are to deliver public infrastructure using labour-intensive methods in accordance with EPWP Guidelines.

Labour-intensive works:

Labour-intensive works shall be constructed/maintained using local workers who are temporarily employed in terms of the scope of work. A twenty percent (20%) penalty of the value of the works will be imposed on items where unauthorised use of plant was used to carry out work which was to be done labour-intensively.

Labour-intensive competencies of supervisory and management staff:

Contractors shall only engage supervisory and management staff in labour-intensive works that have completed the skills programme including Foremen/ Supervisors at NQF level 4 "National Certificate: Supervision of Civil Engineering Construction Processes" and Site Agent/ Manager at NQF level 5 "Manage Labour-Intensive Construction Processes" or equivalent QCTO qualifications (See Appendix C) at NQF outlined in Table 1

C3.7.8.1 GENERIC LABOUR-INTENSIVE SPECIFICATION

Contractors are referred to the Guidelines for the Implementation of Labour-intensive Infrastructure Projects under the Expanded Public Works Programme (EPWP) for the generic labour-intensive specification applicable to the contract.

This specification establishes general requirements for activities which are to be executed by hand involving the following:

- trenches having a depth of less than 1.5 metres
- stormwater drainage
- roads
- sidewalks and non-motorised transport infrastructure
- water and sanitation

Precedence

Where this specification is in conflict with any other standard or specification referred to in the Scope of Works to this Contract, the requirements of this specification shall prevail

Hand excavateable material

Hand excavateable material is:

a) granular materials:

- i) whose consistency when profiled may in terms of table 2 be classified as very loose, loose, medium dense, or dense; or
- ii) where the material is a gravel having a maximum particle size of 10mm and contains no cobbles or isolated boulders, no more than 15 blows of a dynamic cone penetrometer is required to penetrate 100mm;

b) cohesive materials:

- i) whose consistency when profiled may in terms of table 2 be classified as very soft, soft, firm, stiff and stiff / very stiff; or
- ii) where the material is a gravel having a maximum particle size of 10mm and contains no cobbles or isolated boulders, no more than 8 blows of a dynamic cone penetrometer is required to penetrate 100mm;

Note

- 1) A boulder is material with a particle size greater than 200mm, a cobble and gravel is material between 60 and 200mm.
- 2) A dynamic cone penetrometer is an instrument used to measure the in-situ shear resistance of a soil comprising a drop weight of approximately 10 kg which falls through a height of 400mm and drives a cone having a maximum diameter of 20mm (cone angle of 60° with respect to the horizontal) into the material being used.

Table 2: Consistency of materials when profiled			
GRANULAR MATERIALS		COHESIVE MATERIALS	
CONSISTENCY	DESCRIPTION	CONSISTENCY	DESCRIPTION
Very loose	Crumbles very easily when scraped with a geological pick.	Very soft	Geological pick head can easily be pushed in as far as the shaft of the handle.
Loose	Small resistance to penetration by sharp end of a geological pick.	Soft	Easily dented by thumb; sharp end of a geological pick can be pushed in 30-40 mm; can be moulded by fingers with some pressure.

Medium dense	Considerable resistance to penetration by sharp end of a geological pick.	Firm	Indented by thumb with effort; sharp end of geological pick can be pushed in up to 10 mm; very difficult to mould with fingers; can just be penetrated with an ordinary hand spade.
Dense	Very high resistance to penetration by the sharp end of a geological pick; requires many blows for excavation.	Stiff	Can be indented by thumb-nail; slight indentation produced by pushing geological pick point into soil; cannot be moulded by fingers.
Very dense	High resistance to repeated blows of a geological pick.	Very stiff	Indented by thumb-nail with difficulty; slight indentation produced by blow of a geological pick point.

Trench excavation

All hand excavateable material in trenches having a depth of less than 1,5 metres shall be excavated by hand.

Compaction of backfilling to trenches (areas not subject to traffic)

Backfilling to trenches shall be placed in layers of thickness (before compaction) not exceeding 100mm. Each layer shall be compacted using hand stampers;

a) to ninety percent (90%) Mod AASHTO;

b) such that in excess of 5 blows of a dynamic cone penetrometer (DCP) is required to penetrate 100 mm of the backfill, provided that backfill does not comprise more than ten (10%) gravel of size less than 10mm and contains no isolated boulders, or

c) such that the density of the compacted trench backfill is not less than that of the surrounding undisturbed soil when tested comparatively with a DCP.

Excavation

All excavateable material including topsoil classified as hand excavateable shall be excavated by hand. Harder material may be loosened by mechanical means prior to excavation by hand. Any material which presents the possibility of danger or injury to workers shall not be excavated by hand.

Clearing and grubbing

Grass and bushes shall be cleared by hand.

Shaping

All shaping shall be undertaken by hand.

Loading

All loading shall be done by hand. Haulage equipment should be selected in a manner that allows loading by hand to the greatest extent possible.

Haul

Excavation material shall be hauled to its point of placement by means of wheelbarrows where the haul distance is not greater than 150m.

Offloading

All material, however transported, is to be off-loaded by hand, unless tipper-trucks are utilised for haulage.

Spreading

All material shall be spread by hand.

Compaction

Small areas may be compacted by hand provided that the specified compaction is achieved. Appropriate rollers should be used where higher (than can be achieved by hand) levels of compaction are required or for large areas.

Grassing

All grassing shall be undertaken by sprigging, sodding, or seeding by hand.

Stone pitching and rubble concrete masonry

All stone required for stone pitching and rubble concrete masonry, whether grouted or dry, must be collected, loaded, off loaded and placed by hand.

Sand and stone shall be hauled to its point of placement by means of wheelbarrows where the haul distance is not greater than 150m.

Grout shall be mixed and placed by hand.

Manufactured Elements

Elements manufactured or supplied by the Contractor, such as manhole rings and cover slabs, precast concrete planks and pipes, masonry units and edge beams shall not individually, have a mass of more than 320kg. Where the mass of an element exceeds 55 kg, consideration should be given to the size of the element relative to its total mass related to the number of workers who would be needed to lift such mass

C3.8 Submission of Accrual Reports

The Contractor shall submit accrual reports to the client representative at the end of March and September each year for the duration of the Service Contract period from the date of appointment up to and including project closeout. This is to ensure that PMTE complies with the accounting framework GRAP, which requires that PMTE disclose all its accruals as at the end of each reporting date.

C.3.9 Submission of Monthly Local Material Utilisation Report (Local Content)

The contractors shall be responsible for record keeping, documenting and submission of monthly local material utilization report with supporting documentation to the Employer's representative within 7 working days of the beginning of the successive month, in terms of DTI&C designated industry/sector/sub-sector schedule as per the PA36 and Annexures C attached to the tender document. The final percentage achievement to be reconciled upon completion of the project and form part of the final account.

Failure by the contractors to achieve the specified percentage of local content per designated industry/sector/sub-sector as listed will result in a thirty percent thirty percent (30%) penalty of the value not achieved, excluding VAT, unless the contractor can prove to the Employer's satisfaction that the non-achievement was beyond his/her control. Allowance must be made for submitting monthly reports illustrating the value of local material utilisation report.

PG-02.1 (EC) PRICING ASSUMPTIONS – GCC (2010) 2nd Edition 2010

Project title:	<i>Tubatse SAPS - Installation of twenty (20) Air Conditioners</i>		
Tender / Quotation no:	PLK23/31	Reference no:	6060/0027

C2.1 Pricing Assumptions

C2.1.1 GENERAL

The Bill of Quantities forms part of the Contract Documents and must be read and priced in conjunction with all the other documents comprising the Contract Documents, which include the Conditions of Tender, Conditions of Contract, the Specifications (including the Project Specification) and the Drawings.

C2.1.2 DESCRIPTION OF ITEMS IN THE SCHEDULE

The Bill of Quantities has been drawn up generally in accordance with Civil Engineering Quantities 1990 issued by the SA Institution of Civil Engineers.

The short descriptions of the items in the Bill of Quantities are for identification purposes only and the measurement and payment clause of the Standardized Specifications and the Particular Specifications, read together with the relevant clauses of the Project Specification and directives on the drawings, set out what ancillary or associated work and activities are included in the rates for the operations specified.

C2.1.3 QUANTITIES REFLECTED IN THE SCHEDULE

The quantities given in the Bill of Quantities are estimates only, and subject to remeasuring during the execution of the work. The Contractor shall obtain the Engineer's detailed instructions for all work before ordering any materials or executing work or making arrangements for it.

The Works as finally completed in accordance with the Contract shall be measured and paid for as specified in the Bill of Quantities and in accordance with the General and Special Conditions of Contract, the Specifications and Project Specifications and the Drawings. Unless otherwise stated, items are measured net in accordance with the Drawings, and no allowance has been made for waste.

The validity of the contract will in no way be affected by differences between the quantities in the Bill of Quantities and the quantities finally certified for payment.

C2.1.4 PROVISIONAL SUMS

Where Provisional sums or Prime Cost sums are provided for items in the Bill of Quantities, payment for the work done under such items will be made in accordance with Clause 45 of the General Conditions of Contract 2004. The Employer reserves the right, during the execution of the works, to adjust the stated amounts upwards or downwards according to the work actually done under the item, or the item may be omitted altogether, without affecting the validity of the Contract.

The Tenderer shall not under any circumstances whatsoever delete or amend any of the sums inserted in the "Amount" column of the Bill of Quantities and in the Summary of the Bill of Quantities unless ordered or authorized in writing by the Employer before closure of tenders. Unauthorized changes made by the Tenderer to provisional items in the Bill of Quantities, or to the provisional percentages and sums in the Summary of the Bill of Quantities will lead to the disqualification of the Tenderer.

C2.1.5 PRICING OF THE BILL OF QUANTITIES

The **bills of quantities / lump sum document** forms part of and must be read and priced in conjunction with all the other documents forming part of the **contract documents**, the Standard Conditions of Tender, Conditions of Contract, Specifications, Drawings and all other relevant documentation.

The prices and rates to be inserted by the Tenderer in the Bill of Quantities shall be the full inclusive prices to be paid by the Employer for the work described under the several items, and shall include

Any reference to words "Bid" or Bidder" herein and/or in any other documentation shall be construed to have the same meaning as the words "Tender" or "Tenderer".



full compensation for all cost and expenses that may be required in and for the completion and maintenance during the defects liability period of all the work described and as shown on the drawings as well as all overheads, profits, incidentals and the cost of all general risks, liabilities and obligations set forth or implied in the documents on which the Tender is based.

Each item shall be priced and extended to the "Total" column by the Tenderer, with the exception of the items for which only rates are required, or items which already have Prime Cost or Provisional Sums affixed thereto. If the Contractor omits to price any items in the Bill of Quantities, then these items will be considered to have a nil rate or price.

The Tenderer is required to check the Bills of Quantities and the numbers of the pages and should any be found to be missing or in duplicate, or should any of the typing be indistinct, or any doubt of obscurity arise as to the meaning of any description or particulars of any item, or if this Tender Enquiry contains any obvious errors, then the Tenderer must immediately inform the Principal Agent and have them rectified or explained in writing as the case may be. No liability whatsoever will be admitted by reason of the Contractor having failed to comply with the foregoing instruction.

No alterations, erasures, omissions or additions is to be made in the text and/or conditions of these Bills of Quantities. Should any such alterations, amendments, note/s or addition be made, the same will not be recognized, but reading of these Bills of Quantities as originally prepared by the Quantity Surveyor will be adhered to.

The contractor is cautioned that the use of any quantities appearing in these Bills of Quantities for the purpose of ordering material, it is done at own risk and no liability whatsoever will be admitted by the Employer or Quantity Surveyor for the correctness of such Quantities. Unless otherwise stated, items are measured net in accordance with the drawings, and no allowance is made for waste.

The prices and rates to be inserted by the Tenderer in the Bills of Quantities shall be the full inclusive prices to be paid by the Employer for the work described. Such prices and rates shall cover all costs and expenses that may be required in and for the execution of the work described, and shall cover the cost of all general risks, liabilities, and obligations set forth or implied in the documents on which the tender is based, as well as overhead charges and profit. Market related prices shall be inserted as these will be used as a basis for assessment of payment for additional work that may have to be carried out. The Employer reserves the right to balance the Bill rates where deemed necessary within the Tendered Amount.

A price or rate is to be entered against each item in the Bills of Quantities, whether the quantities are stated or not. An item against which no rate is/are entered, or if anything other than a rate or a nil rate (for example, a zero, a dash or the word "included" or abbreviations thereof) is entered against an item, it will also be regarded as a nil rate having been entered against that item, i.e. that there is no charge for that item. The Tenderer may be requested to clarify nil rates, or items regarded as having nil rates; and the Employer may also perform a risk analysis with regard to the reasonableness of such rates.

Should the full intent and meaning of any description not be clear, the bidder shall, before submission of his tender, call for a written directive from the principal agent, failing which it shall be assumed that the contractor has allowed in his pricing for materials and workmanship in terms of National Best Practice.

All items for which terminology such as "inclusive" or "not applicable" have been added by the Tenderer will be regarded as having a nil rate which shall be valid irrespective of any change in quantities during the execution of the Contract.

The Tenderer shall fill in rates for all items where the words "rate only" appear in the "Total" column. "Rate Only" items have been included where:

- (a) variations of specified components in the make-up of a pay item may be expected; and
- (b) no work under the item is foreseen at tender stage but the possibility that such work may be required is not excluded.

For 'Rate Only' items no quantities are given in the "Quantity" column but the quoted rate shall apply in the event of work under this item being required. The Tenderer shall however note that in terms of

the Tender Data the Tenderer may be asked to reconsider any such rates which the Employer may regard as unbalanced.

Descriptions in the Bills of Quantities are abbreviated and comply generally with those in the "PW 371" and the principles contained in the latest version of the SANS 1200 in South Africa. It is the intention that the abbreviated descriptions be fully described when read with the applicable measuring system and the relevant preambles and/or specifications. However, should the full intent and meaning of any description not be clear, the bidder shall, before submission of his tender, call for a written directive from the principal agent, failing which it shall be assumed that the contractor has allowed in his pricing for materials and workmanship in terms of National Best Practice.

The price quoted against each item of this Bills of Quantities shall cover the full inclusive cost of the complete work to which it refers, as described in the Conditions of Contract and Specifications and as shown on the Drawings and shall allow for labour, material, transporting, loading, storage, supervision, commissioning, wastage, as well as the builders profit and attendance.

The Tenderer must ensure that he fully completes all columns of the Bill of Quantities including the Final Summary. The fully priced bill of quantities must be submitted with the tender or The Final Summary and the Section Summary pages MUST be returned with the tender document as indicated the PA-03 Notice and Invitation to Tender / PA-04 Notice and Invitation for quotation.

The tenderers are to ensure that they have read and understood the project specifications included in C3: Scope of Work. All the information provided in the Scope of Works form part of the work and must be included in the rates.

"The Contractor shall be deemed to have inspected and examined the Site and its surroundings and information available in connection therewith and to have satisfied himself before submitting his tender (as far as is practicable) as to:

- (a) the form and nature of the Site and its surroundings, including subsurface conditions,
- (b) the hydrological and climatic conditions,
- (c) the extent and nature of work and materials necessary for the execution and completion of the Works,
- (d) the means of access to the Site and the accommodation he may require

and, in general, shall be deemed to have obtained all information (as far as is practicable) as to risks, contingencies and all other circumstances which may influence or affect his Tender"

C2.1.6 VALUE ADDED TAX

The **contract sum** must include for Value Added Tax (VAT). All rates, provisional sums, etc. in the **bills of quantities / lump sum document** shall be in Rands and cents and shall include all levies and taxes (other than VAT). VAT will be added in the summary of the Bill of Quantities. The rates must however be net (exclusive of VAT) with VAT calculated and added to the total value thereof in the Final Summary. All rates and amounts quoted in the Bill of Quantities

C2.1.7 CORRECTION OF ENTRIES

Incorrect entries shall not be erased or obliterated with correction fluid but must be crossed out neatly. The correct figures must be entered above or adjacent to the deleted entry, and the alteration must be initialled by the Tenderer.

C2.1.8 ARITHMETICAL ERRORS

Arithmetical errors found in the Bill of Quantities as a result of faulty multiplication of addition, will be corrected by the Engineer at the tender evaluation stage, as set out in the Tender Data.

C2.1.9 CONTRACT DOCUMENTS

The Tenderers are advised to examine the bills of quantities, drawings and specifications including all other contract documents and make themselves thoroughly acquainted with the nature and requirements of the work, as no claim for extra payment in this regard will be entertained. Should any parts of the drawings not be clearly intelligible to the Tender, he must, before submitting his tender, obtain clarification from the Principal Agent.

C2.1.10 UNITS OF MEASUREMENT

The units of measurement described in the Bill of Quantities are metric units for which the standard international abbreviations are used. Non-standard abbreviations which may appear in the Bill of Quantities are as follows:

No.	=	Number
%	=	Percent
Sum	=	Lump sum
PCsum	=	Prime cost sum
Prov sum	=	Provisional sum
m ³ .km	=	Cubic metre - kilometre
Km-pas	=	kilometre - pass
m ² .pass	=	square metre – pass

C2.1.11 TRADE NAMES

Tenderers attention is drawn to the fact that wherever trade names or references to any catalogue have been made in these Bills of Quantities, it is purely to establish a standard for the required material. If use is made of any other equally approved material in lieu of the prescribed trade name or catalogue, the necessary price adjustments will be made.

C2.1.12 CONTRACT DOCUMENTS

The Tenderers are advised to examine the bills of quantities, drawings and specifications including all other contract documents and make themselves thoroughly acquainted with the nature and requirements of the work, as no claim for extra payment in this regard will be entertained. Should any parts of the drawings not be clearly intelligible to the Tender, he must, before submitting his tender, obtain clarification from the Principal Agent.

C2.1.13 PAYMENTS

Interim valuations and payments will be prepared on a monthly basis, all in terms of the conditions of contract.

The contractor is to note that no payment will be made for materials stored off site and in the case of materials being stored on site, payment will only be made for such materials on condition that they have not been delivered to the site prematurely, a tax invoice and proof of payment (ownership) is submitted by the Contractor.

C2.1.14 ACCOMMODATION ON SITE

It is imperative to note that no living quarters for construction workers on site will not be permitted for the full duration of the contract unless otherwise stated in the contract data or permission be granted by the Employer.

C2.1.15 LOCAL MATERIAL UTILISATION REPORT (LOCAL CONTENT)

Bidders to note that materials procured for the works should be from South African manufactures and suppliers. Imported materials shall only be considered under exceptional circumstances, based on compelling technical justifications, and subject to the approval by the NDPWI.

Any reference to words "Bid" or Bidder" herein and/or in any other documentation shall be construed to have the same meaning as the words "Tender" or "Tenderer".

The contractor shall achieve in the performance of this contract the prescribed local content deliverables as listed in PA36 and annexures C thereto in the respective designated sectors as published by Department Trade Industry and Competition (DTIC). The Service Provider shall submit an accumulative monthly report to the Employer's representative indicating the percentage targets achieved which must be reconciled upon completion of the project and to form part of the final account.

The contractor shall be responsible for record keeping, documenting and submission of monthly local material utilization report with supporting documentation to the Employer's representative within 7 working days of the beginning of the successive month, in terms of DTI&C designated industry/sector/sub-sector schedule as per the PA36 and Annexures C attached to the tender document. The final percentage achievement to be reconciled upon completion of the project and form part of the final account.

C2.1.16 CONTRACT PARTICIPATION GOALS

The contractor shall achieve in the performance of this contract the following Contract Participation Goals (CPGs) as indicated below:

Provision for pricing of compliance with the achieving the CPGs is made in the Contract Participation Goal Section of the Bills of Quantities and it is explicitly pointed out that all requirements in respect of the aforementioned are deemed to be priced thereunder and no additional claims in this regard shall be entertained

Monthly progressive reports to be submitted to the Employer's representative indicating the percentage targets achieved which must be reconciled upon completion of the project and to form part of the final account.

C2.1.16.1 Minimum 30% Sub-contracting Contract Participation Goal

MINIMUM 30% MANDATORY SUBCONTRACTING TO SMMEs: IMPLEMENTATION OF PREFERENTIAL PROCUREMENT REGULATIONS 2017

30% Mandatory subcontracting is *not applicable* to this project.

Provision is made within the Contract Participation Goal section in the Bill of Quantities for thirty percent (30%) subcontracting to SMMEs in the execution of this project as described in PG-01.1 (EC) SCOPE OF WORKS C3.5.1. The contractor shall price his Profit and Attendance, all inclusive of associated costs to the contractor for implementation. Allowance must be made for submitting reports to the Employer's Representative on a monthly basis in terms of monthly and accumulative targets achieved with audited supporting documentation.

C2.1.16.2 MINIMUM TARGETED LOCAL BUILDING MATERIAL MANUFACTURERS CONTRACT PARTICIPATION GOAL

The Minimum Targeted Local Building Material Manufacturers CPG is *not applicable* to this project.

Provision is made within the Contract Participation Goal section in the Bill of Quantities for the Minimum Targeted Local Building Material Manufacturers CPG in the execution of this project as described in PG-01.1 (EC) SCOPE OF WORKS C3.5.2. The contractor shall price his Profit and Attendance, all inclusive of associated costs to the contractor for implementation. Allowance must be made for submitting reports to the Employer's Representative on a monthly basis in terms of monthly and accumulative targets achieved with audited supporting documentation.

C2.1.16.3 MINIMUM TARGETED LOCAL BUILDING MATERIAL SUPPLIERS CONTRACT PARTICIPATION GOAL

The Minimum Targeted Local Building Material Suppliers CPG is *not applicable* to this project.

Provision is made within the Contract Participation Goal section in the Bill of Quantities for the Minimum Targeted Local Building Material Suppliers CPG in the execution of this project as described in PG-01.1 (EC) SCOPE OF WORKS C3.5.3. The contractor shall price his Profit and Attendance, all inclusive of associated costs to the contractor for implementation. Allowance must be made for submitting reports to the Employer's Representative on a monthly basis in terms of monthly and accumulative targets achieved with audited supporting documentation.

C2.1.16.4 MINIMUM TARGETED LOCAL LABOUR SKILLS DEVELOPMENT CONTRACT PARTICIPATION GOAL

The Minimum Targeted Local Labour Skills Development CPG is *not applicable* to this project.

Provision is made within the Contract Participation Goal section in the Bill of Quantities for the Minimum Targeted Local Labour Skills Development CPG in the execution of this project as described in PG-01.1 (EC) SCOPE OF WORKS C3.5.4. The contractor shall price his Profit and Attendance, all inclusive of associated costs to the contractor for implementation. Allowance must be made for submitting reports to the Employer's Representative on a monthly basis in terms of monthly and accumulative targets achieved with audited supporting documentation.

C2.1.16.5 CIDB BUILD PROGRAMME: MINIMUM TARGETED ENTERPRISE DEVELOPMENT: CONTRACT PARTICIPATION GOALS (CPG)

The Minimum Targeted Enterprise Development CPG not applicable to this project.

A provisional amount has been allowed for within the Contract Participation Goal section in the Bill of Quantities for the Minimum Targeted Enterprise Development CPG in the execution of this project as described in PG-01.1 (EC) SCOPE OF WORKS C3.5.5. The provisional amount allowed is for the appointment of training coordinator, mentor, training service providers and training of the beneficiary enterprises.

The contractor shall price his Profit and Attendance, all inclusive of associated costs to the contractor for implementation. Allowance must be made for submitting reports to the Employer's Representative on a monthly basis in terms of monthly and accumulative targets achieved with audited supporting documentation.

The contractor shall complete a separate bill of quantities upon the award of the project and identification of the respective beneficiaries and the appointment of the training coordinator, mentor, training service providers of which the cost will be offset against the provisional amount allowed in the Bills of Quantities.

C2.1.16.6 CIDB BUILD PROGRAMME: MINIMUM TARGETED TARGETED CONTRACT SKILLS DEVELOPMENT GOALS (CSDG)

The Minimum Targeted Contract Skills Development CPG is *not applicable* to this project.

A provisional amount has been allowed for within the Contract Participation Goal section in the Bill of Quantities for the Minimum Targeted Skills Development CPG in the execution of this project as described in PG-01.1 (EC) SCOPE OF WORKS C3.5.6. The provisional amount allowed is for:

- stipends payable to the beneficiaries
- appointment of training coordinator
- appointment of mentor (where applicable)
- appointment of training service providers
- other additional costs as per table 3 of the Standard

The contractor shall price his Profit and Attendance (all inclusive of associated costs to the contractor for implementation and reporting), based on the provisional amount in the Contract Participation Goal section in the Bill of Quantities. The contractor shall complete a separate bill of quantities upon the award of the project and identification of the respective beneficiaries. The CPG value to be achieved will be based on the actual contract amount which will be offset against the provisional amount allowed for within the Contract Participation Goal section in the Bill of Quantities.

Allowance must be made for submitting reports to the Employer's Representative on a monthly basis in terms of monthly and accumulative targets achieved with audited supporting documentation.

Payment

The contractor shall upon the appointment of beneficiaries, provide a breakdown of all the associated costs. The contractor shall provide a payment schedule as to how the CPG costs will be claimed against for inclusion in the monthly payment certificates.

(a) Payment to the contractor to accommodate Part/Full Occupational qualification and Trade qualifications:

Should the contractor select Part/Full Occupational qualification and Trade qualifications learners, then the employer shall make provision for payment to the contractor as indicated in Table 3 of the Standard.

The contract skills participation goal, expressed in Rand, shall not be less than the contract amount multiplied by a percentage (%) factor given in Table 2 in the Standard for the applicable class of construction works. Should the contractor select Part/Full Occupational qualification and Trade qualifications learners, then the employer shall make provision for payment to the contractor as indicated in Table 3 of the Standard.

No provision for an additional payment item for the payment of the supervisor and/or mentors for the provision of training as provided for in the Contract Participation Goal section in the Bill of Quantities for the training of part/full time occupational learners and/or trade qualification learners. The associated cost is deemed to be included in general supervision on site.

The contractor shall complete a separate bill of quantities upon award, indicating the type and number of beneficiaries as well as the associated Notional Cost of Training to be provided, on which payment will be based.

(b) Payment to the contractor to accommodate Work Integrated Learners and Candidates for professional registration:

Should the contractor select Work Integrated Learners and/or Candidates for professional registration, then the employer shall make provision for payment to the contractor as indicated in Table 3 of the Standard.



Provisional amounts have been included in the Contract Participation Goal section in the Bill of Quantities for the training of Work Integrated Learners and Candidates for professional registration. The contractor shall price his Profit and Attendance (all inclusive of associated costs to the contractor for implementation and reporting), based on the provisional amount in the Contract Participation Goal section in the Bill of Quantities.

The contractor shall complete a separate bill of quantities upon award, indicating the type and number of beneficiaries as well as the associated Notional Cost of Training to be provided, on which payment will be based.

The CPG value to be achieved will be based on the contract amount as defined by the Standard, which will be offset against the provisional amount allowed for within the Contract Participation Goal section in the Bill of Quantities.

The contractor shall apportion the cost of accommodating work integrated learners (P1 and P2 learners) and candidates for professional registration by using Table 3 in the Standard and this cost will be used to determine the Rand value and will be used in determining the contract participation goal in the Bills of Quantities.

Table 3: Notional Cost of Training; Headcount

Source: cidb Standard for Skills Development

Type of Training Opportunity	Provision for stipends (Unemployed learners only)	Provisions for mentorship	Provisions for additional costs*	Total costs	
				Unemployed learners	Employed learners
Method 1					
Occupational qualification	R7 000	R0	R9 000	R16 000	R9 000
Method 2					
TVET College graduates	R14 000	R0	R9 000	R23 000	N/A
Apprenticeship	R14 000	R0	R12 000	R26 000	R12 000
Method 3					
P1 and P2 learners	R24 000	R20 000	R4 500	R48 500	N/A
Method 4					
Candidates with a 3 year diploma	R37 000	R20 000	R4 500	R61 500	R20 000
Candidates with 4 year qualification	R47 000	R20 000	R4 500	R71 500	R20 000

Note: the required CPG will be recalculated based on the awarded tender amount and "Contract amount" once the beneficiaries have been appointed and actual costs are known. The notional cost of providing training opportunities will increase by CPI on an annual basis based on April CPI. Should the rates increase after bid award or during construction the rates will be adjusted as a remeasuarble item.

Example: Training Target Calculation for a R65,7m GB contract

Contract amount	R65 700 000
Contract duration	12 Months
CSDG	0,50%
Minimum CSDG target	0,50% x R65 700 000 = R328 500 (Minimum requirement)

Table 4: Notional cost recalculation upon appointment of beneficiaries

Skills Types	Number of learners	Notional Cost / Learner / Quarter	Notional cost/learner/year	Total Notional Cost over 12 months Contract
Method 2: Workplace learning opportunities, with unemployed TVET graduates	1	R23 000	R92 000	R92 000
Method 3: Candidacy for an unemployed learner with a 3-year qualification	1	R61 500	R246 000	R246 000
Total	2			R338 000

C2.1.16.7 NATIONAL YOUTH SERVICE TRAINING AND DEVELOPMENT PROGRAMME

The National Youth Service Training and Development Programme is *not applicable* to this project.

The programme shall be implemented in terms of the Implementation of the National Youth Service Programme under the Expanded Public Works (EPWP) and shall be priced in the CPG section of the Bills of Quantities.

Provision has been made within the Contract Participation Goal section in the Bill of Quantities for the National Youth Service Training and Development Programme CPG in the execution of this project as described in PG-01.1 (EC) SCOPE OF WORKS C3.5.7. The contractor to price all elements of this section and allowance must be made for submitting monthly reports in the prescribed manner as per examples of reports bound in the specification document.

C2.1.16.8 LABOUR-INTENSIVE WORKS

Labour Intensive Works is *not applicable* to this project

Where labour intensive work is specified in the Bill of Qualities and indicated by “LI” the contractor must price for and include in rates. Contractors are expected to use their initiative to identify additional activities that can be done labour-intensively to comply with the set minimum labour intensity target. Allowance must be made for submitting monthly reports illustrating the value of the works executed under Labour Intensive Works.

C2.2 Submission of Accrual Reports

The Contractor shall submit accrual reports to the client representative at the end of March and September each year for the duration of the Service Contract period from the date of appointment up to and including project closeout. This is to ensure that PMTE complies with the accounting framework GRAP, which requires that PMTE disclose all its accruals as at the end of each reporting date. Allowance must be made for submitting reports to the Employer’s Representative on a monthly basis in terms of monthly and accumulative targets achieved with audited supporting documentation.



PG-03.1 (EC) SITE INFORMATION – (GCC (2010) 2nd EDITION: 2010)

Project title:	<i>Tubatse SAPS - Installation of twenty (20) Air Conditioners</i>		
Tender no:		Reference no:	

C4 Site Information

Tubatse Saps situated at the tubatse village about 21km from Burgesfort town , Greater Tubatse Municipalty



CALCULATION OF TENDER SUMS

ITEM	DESCRIPTION	AMOUNT
01	TOTAL OF SCHEDULE OF QUANTITIES - 01. PRELIMINARY AND GENERAL	
02	TOTAL OF SCHEDULE OF QUANTITIES - 02. AIR CONDITIONERS INSTALLATION	
SUBTOTAL		
VAUE ADDED TAX (VAT)		
(The tenderer shall add 15% of the subtotal for VAT)		
TENDER SUM CARRIED TO FORM OF TENDER		

**SCHEDULE OF QUANTITIES**

Reference	Item	Description	Unit	Qty	Rate	Amount
	1	PRELIMINARY & GENERAL				
	1.1	SITE FACILITIES				
	1.1.1	Ablution and latrine facilities				
	1.1.2	Water and Electricity				
	1.2	INSURANCES				
	1.2.1	Works Insurance				
	1.2.2	Workmen's Compensation				
	1.2.3	Third Party Insurance				
	1.3	WORKSHOP AND DRAWINGS				
	1.3.1	Builders work drawings				
	1.3.2	Allowance for drawings in electric format				
	1.3.3	Operation and maintenance manuals				
	1.3.4	One year written guarantee, maintenance for 12 months				
	1.4	HEALTH AND SAFETY INCLUDING COVID-19				
	1.4.1	SUPPLY OF ALL ITEMS OF PERSONAL PROTECTIVE CLOTHING/EQUIPMENT & ENSURE USE THEREOF FOR FULL COMPLIANCE (INCLUDING COVID-19 COMPLIANCE PPE)	Sum			
	1.4.2	OCCUPATIONAL HEALTH AND SAFETY ADMINISTRATION				
	1.4.2.1	Develop of a Site Specific Health and Safety Plan and Hazard and Risk Assessment by Competent person. Including Risks for COVID-19 (combined file)	Item	1		
	1.4.3	EMPLOYEES MEDICALS				
	1.4.3.1	Medical from Occupational Practitioner on Annexure 3 format- including COVID -19 medical questionnaire	Sum			
	1.4.4	WORKERS WELFARE FACILITIES				
	1.4.4.1	Toilet facilities (chemical) 1:30 1x each gender with personnel hand sanitizer for each toilet	no.	2		
	1.4.4.2	Paper towel roll for hand cleaning	no.	1		
	1.4.4.3	Hand wash point & soap at eating area	no.	1		
	1.4.5	COVID-19 PROTECTION AND PREVENTION				
	1.4.5.1	Thermometer	no.	1		
	1.4.5.2	70% alcohol based hand sanitizer (250 ml)	no.	1		
	1.4.5.3	Covid-19 screening forms	no.	20		
	1.4.6	TRAINING OF CLIENT				
	1.4.6.1	Training of client's staff to operate HVAC systems	Sum	1		
	1.4.7	SITE CLEARANCE				
	1.4.7.1	Clearing of site facilities upon completion	Sum	1		
	1.5	IMPLEMENTATION OF LABOUR-INTENSIVE INFRASTRUCTURE PROJECTS UNDER THE EXPANDED PUBLIC WORKS PROGRAMME (EPWP)				
	1.5.1	Employment and Training of Youth Workers on the Expanded Public Works Programme (EPWP) Infrastructure Projects				
		Carried forward to Final Summary				

DEPARTMENT OF PUBLIC WORKS & INFRASTRUCTURE

WCS: 056044

SAPS: TUBATSE: REPLACEMENT AND NEW INSTALLATION OF AIR CONDITIONERS



Department:
Public Works and Infrastructure
REPUBLIC OF SOUTH AFRICA

SCHEDULE OF QUANTITIES

SCHEDULE 2: AIR CONDITIONERS INSTALLATION

REFERENCE	ITEM	DESCRIPTION	UNIT	QTY	RATE	AMOUNT
	2.1	ISOLATION, DISCONNECTION, REMOVAL AND DISPOSAL				
		<u>SUPPLEMENTARY PREAMBLES</u>				
		<u>Air conditioners removal</u> Complete isolation, disconnection, removal of the existing units including all pipework, valves, panels, motors, pumps, electrical connections, etc and all other associated fittings, fixtures and accessories associated with the installation as noted on site. In taking down and removing existing work the utmost care must be taken to avoid any structural or other damage to the remaining portions of the building and the Contractor shall provide all shoring, needling, strutting, etc. to ensure the stability of all structures during the removal work. The Contractor will be held solely responsible for the safety and stability of the buildings for the whole period of the contract and must make good any damage at his own expense. Contractor to liaise with the Management of the facility with regards to the programming of the works (availability of rooms, etc) so as to not disrupt the functioning of the facility. The contractor shall make good to chased brickwork with internal cement plaster, paintwork to previously painted surfaces and make good paintwork to chasing of walls The contractor shall provide to the engineer prior to works commencement a methodology on the proposed procedure for comment <u>Power Requirements</u> The contractor must, before commencing with the installations check if the power currently available in the facility is adequate for all the installations pertaining to this project and produce report.				
	2.1.1	<u>DECOMMISSIONING AND REMOVAL OF EXISTING UNITS AND ASSOCIATED INSTALLATIONS</u>	no.	17		
	2.2	<u>Air Conditioning Units for Tubatse SAPS Offices</u>				
		The supply, delivery and installation of a new air conditioning system, complete with mounting brackets, vibration absorbing mountings, drain & refrigerant piping, and all ancillaries to allow for full operation as specified and as shown on the drawings, with associated equipment and accessories. All work must be done according to the drawings and design specifications. Note: Allowance must be made for pricing of insulation on all pipes and fittings. All insulation, as per specification, shall be applied after the erection of equipment and pipework and after all joints have been completed.				
AC01	AC01					
	2.2.1	Individual Mid Wall Split Unit of cooling capacity 2,6kW				
	2.2.2	PVC condensate drain piping, to nearest drain point	no.	11		
	2.2.3	Refrigerant piping pair (liquid and gas)	m	11		
	2.2.4	Support brackets	m	22		
			no.	22		
AC02	AC02					
	2.2.5	Individual Mid Wall Split Unit of cooling capacity 3,5kW				
	2.2.6	PVC condensate drain piping, to nearest drain point	no.	4		
	2.2.7	Refrigerant piping pair (liquid and gas)	m	4		
	2.2.8	Support brackets	m	8		
			no.	8		
AC03	AC03					
	2.2.9	Individual Mid Wall Split Unit of cooling capacity 5,3kW				
	2.2.10	PVC condensate drain piping, to nearest drain point	no.	2		
	2.2.11	Refrigerant piping pair (liquid and gas)	m	2		
	2.2.12	Support brackets	m	4		
			no.	4		
CSU01	CSU01					
	2.2.13	Individual Cassette Split Unit of cooling capacity 7kW				
	2.2.14	PVC condensate drain piping, to nearest drain point	no.	2		
	2.2.15	Refrigerant piping pair (liquid and gas)	m	5		
	2.2.16	Support brackets	m	12		
			no.	4		
COU01	COU01					
	2.2.17	Individual Console/Window Wall Unit of cooling capacity 5,3kW				
	2.2.18	Support brackets	no.	1		
			no.	2		
	2.3	Electrical requirements complete with wiring				
	2.3.1	Test for availability of power and produce report	sum	1		
	2.3.2	Electrical Isolator for AC	no	3		
	2.3.3	Circuit breaker for AC	no	3		
	2.4	Commissioning				
	2.4.1	Test and commissioning of installation, including the issuing of an Electrical Certificate of Compliance (COC)	Item	1		
		Carried forward to Final Summary				

PA- 40: DECLARATION OF DESIGNATED GROUPS FOR PREFERENTIAL PROCUREMENT

Tender no:

Name of Tenderer EME¹ QSE² Non EME/QSE (tick applicable box)

1. LIST ALL PROPRIETORS, MEMBERS OR SHAREHOLDERS BY NAME, IDENTITY NUMBER, CITIZENSHIP AND DESIGNATED GROUPS.

Name and Surname #	Identity/ Passport number and Citizenship##	Percentage owned	Black	Indicate if youth	Indicate if woman	Indicate if person with disability	Indicate if living in Rural (R) / Under Developed Area (UD) / Township (T) / Urban (U).	Indicate if military veteran
1.		%	<input type="checkbox"/> Yes <input type="checkbox"/> No	<input type="checkbox"/> Yes <input type="checkbox"/> No	<input type="checkbox"/> Yes <input type="checkbox"/> No	<input type="checkbox"/> Yes <input type="checkbox"/> No	<input type="checkbox"/> R <input type="checkbox"/> UD <input type="checkbox"/> T <input type="checkbox"/> U	<input type="checkbox"/> Yes <input type="checkbox"/> No
2.		%	<input type="checkbox"/> Yes <input type="checkbox"/> No	<input type="checkbox"/> Yes <input type="checkbox"/> No	<input type="checkbox"/> Yes <input type="checkbox"/> No	<input type="checkbox"/> Yes <input type="checkbox"/> No	<input type="checkbox"/> R <input type="checkbox"/> UD <input type="checkbox"/> T <input type="checkbox"/> U	<input type="checkbox"/> Yes <input type="checkbox"/> No
3.		%	<input type="checkbox"/> Yes <input type="checkbox"/> No	<input type="checkbox"/> Yes <input type="checkbox"/> No	<input type="checkbox"/> Yes <input type="checkbox"/> No	<input type="checkbox"/> Yes <input type="checkbox"/> No	<input type="checkbox"/> R <input type="checkbox"/> UD <input type="checkbox"/> T <input type="checkbox"/> U	<input type="checkbox"/> Yes <input type="checkbox"/> No
4.		%	<input type="checkbox"/> Yes <input type="checkbox"/> No	<input type="checkbox"/> Yes <input type="checkbox"/> No	<input type="checkbox"/> Yes <input type="checkbox"/> No	<input type="checkbox"/> Yes <input type="checkbox"/> No	<input type="checkbox"/> R <input type="checkbox"/> UD <input type="checkbox"/> T <input type="checkbox"/> U	<input type="checkbox"/> Yes <input type="checkbox"/> No
5.		%	<input type="checkbox"/> Yes <input type="checkbox"/> No	<input type="checkbox"/> Yes <input type="checkbox"/> No	<input type="checkbox"/> Yes <input type="checkbox"/> No	<input type="checkbox"/> Yes <input type="checkbox"/> No	<input type="checkbox"/> R <input type="checkbox"/> UD <input type="checkbox"/> T <input type="checkbox"/> U	<input type="checkbox"/> Yes <input type="checkbox"/> No
6.		%	<input type="checkbox"/> Yes <input type="checkbox"/> No	<input type="checkbox"/> Yes <input type="checkbox"/> No	<input type="checkbox"/> Yes <input type="checkbox"/> No	<input type="checkbox"/> Yes <input type="checkbox"/> No	<input type="checkbox"/> R <input type="checkbox"/> UD <input type="checkbox"/> T <input type="checkbox"/> U	<input type="checkbox"/> Yes <input type="checkbox"/> No
7.		%	<input type="checkbox"/> Yes <input type="checkbox"/> No	<input type="checkbox"/> Yes <input type="checkbox"/> No	<input type="checkbox"/> Yes <input type="checkbox"/> No	<input type="checkbox"/> Yes <input type="checkbox"/> No	<input type="checkbox"/> R <input type="checkbox"/> UD <input type="checkbox"/> T <input type="checkbox"/> U	<input type="checkbox"/> Yes <input type="checkbox"/> No
8.		%	<input type="checkbox"/> Yes <input type="checkbox"/> No	<input type="checkbox"/> Yes <input type="checkbox"/> No	<input type="checkbox"/> Yes <input type="checkbox"/> No	<input type="checkbox"/> Yes <input type="checkbox"/> No	<input type="checkbox"/> R <input type="checkbox"/> UD <input type="checkbox"/> T <input type="checkbox"/> U	<input type="checkbox"/> Yes <input type="checkbox"/> No
9.		%	<input type="checkbox"/> Yes <input type="checkbox"/> No	<input type="checkbox"/> Yes <input type="checkbox"/> No	<input type="checkbox"/> Yes <input type="checkbox"/> No	<input type="checkbox"/> Yes <input type="checkbox"/> No	<input type="checkbox"/> R <input type="checkbox"/> UD <input type="checkbox"/> T <input type="checkbox"/> U	<input type="checkbox"/> Yes <input type="checkbox"/> No
10.		%	<input type="checkbox"/> Yes <input type="checkbox"/> No	<input type="checkbox"/> Yes <input type="checkbox"/> No	<input type="checkbox"/> Yes <input type="checkbox"/> No	<input type="checkbox"/> Yes <input type="checkbox"/> No	<input type="checkbox"/> R <input type="checkbox"/> UD <input type="checkbox"/> T <input type="checkbox"/> U	<input type="checkbox"/> Yes <input type="checkbox"/> No
11.		%	<input type="checkbox"/> Yes <input type="checkbox"/> No	<input type="checkbox"/> Yes <input type="checkbox"/> No	<input type="checkbox"/> Yes <input type="checkbox"/> No	<input type="checkbox"/> Yes <input type="checkbox"/> No	<input type="checkbox"/> R <input type="checkbox"/> UD <input type="checkbox"/> T <input type="checkbox"/> U	<input type="checkbox"/> Yes <input type="checkbox"/> No
12.		%	<input type="checkbox"/> Yes <input type="checkbox"/> No	<input type="checkbox"/> Yes <input type="checkbox"/> No	<input type="checkbox"/> Yes <input type="checkbox"/> No	<input type="checkbox"/> Yes <input type="checkbox"/> No	<input type="checkbox"/> R <input type="checkbox"/> UD <input type="checkbox"/> T <input type="checkbox"/> U	<input type="checkbox"/> Yes <input type="checkbox"/> No

Where Owners are themselves a Company, Close Corporation, Partnership etc, identify the ownership of the Holding Company, together with Registration number State date of South African citizenship obtained (not applicable to persons born in South Africa)

¹ EME: Exempted Micro Enterprise

² QSE: Qualifying Small Business Enterprise



PA- 40: DECLARATION OF DESIGNATED GROUPS FOR PREFERENTIAL PROCUREMENT

Tender no: _____

2. DECLARATION:

The undersigned, who warrants that he/she is duly authorized to do so on behalf of the Tenderer, hereby confirms that:

- 1 The information and particulars contained in this Affidavit are true and correct in all respects;
- 2 The Broad-based Black Economic Empowerment Act, 2003 (Act 53 of 2003), Preferential Procurement Policy Framework Act, 2000 (Act 5 of 2000), the Preferential Procurement Regulations, 2017, National Small Business Act 102 of 1996 as amended and all documents pertaining to this Tender were studied and understood and that the above form was completed according to the definitions and information contained in said documents;
- 3 The Tenderer understands that any intentional misrepresentation or fraudulent information provided herein shall disqualify the Tenderer's offer herein, as well as any other tender offer(s) of the Tenderer simultaneously being evaluated, or will entitle the Employer to cancel any Contract resulting from the Tenderer's offer herein;
- 4 The Tenderer accepts that the Employer may exercise any other remedy it may have in law and in the Contract, including a claim for damages for having to accept a less favourable tender as a result of any such disqualification due to misrepresentation or fraudulent information provided herein;
- 5 Any further documentary proof required by the Employer regarding the information provided herein, will be submitted to the Employer within the time period as may be set by the latter;

Signed by the Tenderer

Name of representative	Signature
	Date



PA-14: MEDICAL CERTIFICATE FOR THE CONFIRMATION OF PERMANENT DISABLED STATUS

Project title:	Tubatse SAPS - Installation of twenty (20) Air Conditioners		
Tender / Bid no:		Reference no:	

I, _____ (surname and name),
 identity number, _____ do hereby declare that I am a registered medical
 practitioner, with my practice number being _____, practising at
 _____ (Physical or postal addresses)
 declare that I have examined Mr. / Ms. _____,
 identity number _____ and have found the said person to be
 permanently disabled or having a recurring disability.


“Disability” means, in respect of a person, a permanent impairment of a physical, intellectual, or sensory function, which results in restricted, or lack of, ability to perform an activity in the manner, or within the range, considered normal for a human being.” –

The nature of the disability is as follows:

Thus signed at _____ on this _____ day of _____ 20____

Signature _____

Date _____





DEPARTMENT OF PUBLIC WORKS

HIV/AIDS

SPECIFICATION

OCTOBER 2004

SECTION**HIV/AIDS SPECIFICATION****HIV/AIDS REQUIREMENTS****1 SCOPE**

This specification contains all requirements applicable to the Contractor for creating HIV/AIDS awareness amongst all of the Workers involved in this project for the duration of the construction period, through the following strategies:

- Raising awareness about HIV/AIDS through education and information on the nature of the disease, how it is transmitted, safe sexual behaviour, attitudes towards people affected and people living with HIV/AIDS, how to live a healthy lifestyle with HIV/AIDS, the importance of voluntary testing and counselling, the diagnosis and treatment of Sexually Transmitted Infections and the closest health Service Providers;
- Informing Workers of their rights with regard to HIV/AIDS in the workplace;
- Providing Workers with access to condoms and other awareness material that will enable them to make informed decisions about sexual practices.

2 DEFINITIONS AND ABBREVIATIONS**2.1 Definitions**

Service Provider: The natural or juristic person recognised and approved by the Department of Public Works as a specialist in conducting HIV/AIDS awareness programmes.

Service Provider Workshop Plan: A plan outlining the content, process and schedule of the training and education workshops, presented by a Service Provider which has been approved by the Representative/Agent.

Worker: Person in the employ of the Contractor or under the direction or supervision of the Contractor or any of his Sub-contractors, who is on site for a minimum period of 30 days in all.

2.2 Abbreviations

HIV	:	Human Immunodeficiency Virus.
AIDS	:	Acquired Immune Deficiency Syndrome.
STI	:	Sexually Transmitted Infection.

3 BASIC METHOD REQUIREMENT**3.1 The Contractor shall, through a Service Provider, conduct onsite workshops with the Workers.**

The Service Provider shall develop and compile a Service Provider Workshop Plan to be presented at the workshops and which will be best suited for this project to achieve the specified objectives with regard to HIV/AIDS awareness.

learning experience, groups of not exceeding 25 people shall attend the interactive sessions of the workshops.

4.2 Recommended practice

4.2.1 Workshop Schedule

Presenting information contained in the Service Provider Workshop Plan can be divided in as many workshop sessions as deemed practicable by the Contractor, provided that all Workers are exposed to all aspects of the workshops as outlined in the Service Provider Workshop Plan.

Breaking down the content of information to be presented to Workers into more than one workshop session however, has the added advantage that messages are reinforced over time while providing opportunity between workshop sessions for Workers to reflect and test information. Workers will also have an opportunity to ask questions at a following session.

4.2.2 Service Providers

A database of recommended Service Providers is available from all Regional Offices of the Department of Public Works.

4.2.3 HIV/AIDS Specific Learning Outcomes and Assessment Criteria

Workers shall be exposed to workshops for a minimum duration of two-and-a-half hours. In order to set a minimum standard requirement, the following specific learning outcomes and assessment criteria shall be met.

4.2.3.1 UNIT 1: The nature of HIV/AIDS

After studying and understanding this unit, the Worker will be able to differentiate between HIV and AIDS and comprehend whether or not it is curable. The Worker will also be able to explain how the HI virus operates once a person is infected and identify the symptoms associated with the progression of HIV/AIDS.

Assessment Criteria:

1. Define and describe HIV and AIDS;
2. List and describe the progression of HIV/AIDS.

4.2.3.2 UNIT 2: Transmission of the HI virus

After studying and understanding this unit, the Worker will be able to identify bodily fluids that carry the HI virus. The Worker will be able to recognise how HIV/AIDS is transmitted and how it is not transmitted.

Assessment Criteria:

1. Record in what bodily fluids the HI virus can be found;
2. Describe how HIV/AIDS can be transmitted;
3. Demonstrate the ability to distinguish between how HIV/AIDS is transmitted and misconceptions around transmittance of HIV/AIDS.

4.2.3.3 UNIT 3: HIV/AIDS preventative measures

After studying and understanding this unit, the Worker will comprehend how to act in a way that would minimise the risk of HIV/AIDS infection and to use measures to prevent the HI virus from entering the bloodstream.

Assessment Criteria:

1. Report on how to minimise the risk of HIV/AIDS infection;
2. Report on precautions that can be taken to prevent HIV/AIDS infection;
3. Explain or demonstrate how to use a male and female condom;
4. List the factors that could jeopardize the safety of condoms provided against HIV/AIDS Transmission.

4.2.3.4 UNIT 4: Voluntary HIV/AIDS counselling and testing

After studying and understanding this unit, the Worker will be able to recognise methods of testing for HIV/AIDS infection. The Worker will be able to understand the purpose of voluntary HIV/AIDS testing and pre- and post-test counseling.

Assessment Criteria:

1. Describe methods of testing for HIV/AIDS infection;
2. Report on why voluntary testing is important;
3. Report on why pre- and post-test counselling is important.

4.2.3.5 UNIT 5: Living with HIV/AIDS

After studying and understanding this unit, the Worker will be able to recognise the importance of caring for people living with HIV/AIDS and be able to manage HIV/AIDS.

Assessment Criteria:

1. List and describe ways to manage HIV/AIDS;
2. Describe nutritional needs of people living with HIV/AIDS;
3. Describe ways to embrace a healthy lifestyle as a person living with HIV/AIDS;
4. Explain the need for counselling and support to people living with HIV/AIDS.

4.2.3.6 UNIT 6: Treatment options for people with HIV/AIDS

After studying and understanding this unit, the Worker will be familiar with the various treatments available to HIV/AIDS infected or potentially HIV/AIDS infected people.

Assessment Criteria:

1. Discuss anti-retroviral therapy;
2. List methods of treatment to prevent HIV/AIDS transmission from mother-to-child;
3. Describe the need for treatment of opportunistic diseases for people living with HIV/AIDS;
4. Describe post exposure prophylactics.

4.2.3.7 UNIT 7: The rights and responsibilities of Workers in the workplace with regard to HIV/AIDS

After studying and understanding this unit, the Worker will be able to identify the rights and responsibilities of the Worker living with HIV/AIDS in the workplace. The Worker will recognise the importance of accepting colleagues living with HIV/AIDS and treating them in a non-discriminative way.

Assessment Criteria:

1. Discuss the rights of a person living with HIV/AIDS in the workplace;
2. Discuss the responsibilities of a person living with HIV/AIDS in the workplace;
3. Report on why acceptance and non-discrimination of colleagues living with HIV/AIDS is important.

4.3 Displaying of plastic laminated posters and distribution of information booklets

The Contractor shall obtain a set of four laminated posters conveying different key messages and information booklets. The contractor should include the costs of posters and information booklets in his/her tender price.

The above-mentioned posters and information booklets have been prepared to raise awareness and to share information about HIV/AIDS and STI's.

Posters or display stands shall be displayed on site as soon as possible, but not later than 14 days after the date of site handover.

Posters shall be displayed in areas highly trafficked by Workers, including toilets, rest areas, the site office and compounds.

The posters on display must always be intact, clear and readable.

Information booklets must be distributed to all Workers as soon as possible, but not later than 14 days after site handover, or as soon as the Worker joins the site.

5 PROVIDING WORKERS WITH ACCESS TO CONDOMS

The Contractor shall provide and maintain condom dispensers and make both male and female condoms, complying with the requirements of SABS ISO 4074, available at all times to all Workers at readily accessible points on site, for the duration of the contract. The Contractor may obtain condom dispensers from the Department of Health and condoms may be obtained from the Local Clinic or the Department of Health.

At least one male and one female condom dispenser and a sufficient supply of condoms, all to the approval of the Representative/Agent, shall be made available on site within 14 days of site hand over. Contractors should note that arrangements to obtain condoms from the Department of Health Clinics prior to site hand over may be necessary, to ensure that condoms are available within 14 days of site handover.

Condoms shall be made available in areas highly trafficked by Workers, including toilets, the site office and compounds.

6 ENSURING ACCESS TO HIV/AIDS TESTING AND COUNSELLING FACILITIES AND TREATMENT OF SEXUALLY TRANSMITTED INFECTIONS (STI)

The Contractor shall provide Workers with the names of the closest Service Providers that provide HIV/AIDS testing and counselling and Clinics providing Sexually Transmitted Infection (STI) diagnosis and treatment. Information on these Service Providers and Clinics must be displayed on a poster of a size not smaller than A1 in an area highly trafficked by Workers.

7 APPOINTMENT OF AN HIV/AIDS AWARENESS CHAMPION

7.1 Within 14 days of site handover the Contractor shall appoint an Awareness Champion from amongst the Workers, who speaks, reads and writes English, who speaks and understands all the local languages spoken by the Workers and who shall be on site during all stages of the construction period. The Contractor shall ensure that the Awareness Champion has been trained by the Service Provider on basic HIV/AIDS information, the support services available and the necessary skills to handle questions regarding the HIV/AIDS programme in a sensitive and confidential manner.

7.2 The Awareness Champion shall be responsible for:

- 7.2.1 Liaising with the Service Provider on organising awareness workshops;
- 7.2.2 Filling condom dispensers and monitoring condom distribution;
- 7.2.3 Handing out information booklets;
- 7.2.4 Placing and maintaining posters.

8 MONITORING

The Contractor shall grant to the Representative/Agent reasonable access to the construction site, in order to establish that the Contractor complies with his obligations regarding HIV/AIDS awareness under this contract.

The Contractor must report problems experienced in implementing the HIV/AIDS requirements to the Representative/Agent.

The attached SITE CHECKLIST (SCHEDULE A) shall be completed and submitted at every construction progress inspection to the Representative/Agent.

The attached SERVICE PROVIDER REPORT (SCHEDULE B) shall be completed and submitted on a monthly basis to the Department's Project Manager, through the Representative/Agent.

The attached CONTRACTOR HIV/AIDS PROGRAMME REPORT (SCHEDULE C), a close out programme report, shall be completed by the Contractor at the end of the contract.

SCHEDULE A

HIV/AIDS PROGRAMME: SITE CHECKLIST

When did construction commence: _____

Name of Departmental Project Manager: _____

Please refer to HIV/AIDS Programme activities during the reporting period

Tick the block if Contractor satisfactorily complied with specifications

DATE	PI			PI			PI			PI			PI					
	D	D	D	M	M	M	D	D	D	M	M	M	D	D	D	M	M	M
Programme implemented within 14 days of site handover																		
Awareness champion on site																		
HIV/AIDS awareness service provider report																		
Male condom dispenser																		
Sufficient male condoms available																		
Male condom dispenser in a highly trafficked area																		
Female condom dispenser																		
Sufficient female condoms available																		
Female condom dispenser in a highly trafficked area																		
All four types of posters displayed																		
Posters in a good condition																		
Posters in a highly trafficked area																		
Posters displayed on local support services: clinic & VCT centre																		
Support service poster/s in highly trafficked area																		
Support service poster/s in a good condition																		

Date of progress inspection: (ccyy/mm/dd)

Reporting period: (ccyy/mm/dd) _____ to (ccyy/mm/dd) _____

Deviations from HIV/AIDS awareness programme plan:

Corrective actions:

Representative/Agent

Departmental Project Manager

Date

Date

SCHEDULE B

HIV/AIDS AWARENESS PROGRAMME: SERVICE PROVIDER REPORT

Reporting period: (ccyy/mm/dd) _____ to (ccyy/mm/dd) _____

Number of workshops conducted in reporting period: _____

Number of scheduled workshops according to approved workshop plan: _____

Deviations from workshop plan:

State reasons for deviating from workshop plan:

Corrective actions:

Service Provider

Date

Date

HIV/AIDS AWARENESS PROGRAMME : WORKSHOP CONTENT ADDRESSED

Fill in the applicable information with regard to each workshop conducted

DATE	W/S			W/S			W/S			W/S			W/S			W/S					
	D	D	M	D	D	M	D	D	M	D	D	M	D	D	M	D	D	M	D	D	M
Content of workshop: (Mark the content included)																					
SLO1																					
SLO2																					
SLO3																					
SLO4																					
SLO5																					
SLO6																					
SLO7																					
HIV/AIDS in construction video																					
Indicate the duration of the workshop in hours																					
Total number of Workers																					
Indicate workshop venue																					

SCHEDULE C

CONTRACTOR HIV/AIDS PROGRAMME REPORT

Project name: _____

Project Location: _____

Contract value of project: R _____

Department of Public Works Project Manager: _____

HIV/AIDS Programme duration: (ccyy/mm/dd) _____ to (ccyy/mm/dd) _____

AWARENESS MATERIAL

Describe location of posters displayed during the programme: _____

Comments on posters: _____

Indicate total number of booklets distributed: _____

Comments on booklets: _____

CONDOMS

Indicate total number of male condoms distributed: _____

Indicate total number of female condoms distributed: _____

Describe where male condom dispenser was placed: _____

Describe where female condom dispenser was placed: _____

HIV/AIDS WORKSHOPS

Indicate the total number of HIV/AIDS workshops conducted: _____

Indicate the duration of workshops: _____

Indicate the total number of Workers that participated in the HIV/AIDS workshops: _____

Indicate the total number of Workers that were exposed to the video on HIV/AIDS in the Construction Industry:

Comments on HIV/AIDS workshops on site: _____

GENERAL

Briefly describe programme activities and satisfaction with outcome: _____

Additional comments, suggestions or needs with regard to the HIV/AIDS awareness programmes on site:

Please indicate if your company has a formal HIV/AIDS policy focussing on HIV/AIDS awareness raising and care and support of HIV/AIDS Workers:

Yes	No	Currently developing one
-----	----	--------------------------

Please indicate if, to your knowledge, you have lost any workers during the duration of the project to HIV/AIDS related sicknesses. One or more of the following might indicate an HIV/AIDS related death:

Excessive weight loss
 Reactive TB
 Hair loss
 Severe tiredness

Coughing or chest pain
 Pain when swallowing
 Persistent fever
 Diarrhoea

Vomiting
 Meningitis
 Memory loss
 Pneumonia

Number of HIV/AIDS-related deaths: _____

Contractor

Date

Departmental Project Manager

Date

“HEALTH AND SAFETY FILE”

FOR

**PROJECTS AND MAINTENANCE
(BUILDING/ELECTRICAL/MECHANICAL)**

MANAGED ON BEHALF OF

**THE NATIONAL DEPARTMENT OF
PUBLIC WORKS**

Records of drawings, designs, materials used and similar information concerning the completed structure [CR 5(8)]
 Input by Construction Safety Officer [CR 6(7)]
 Risk Assessment [CR 7(1)]
 Copy of Risk Assessment [CR 7(2)]
 Proof of H&S Induction Training [CR 7(4) & (7) & (9)(b)]
 Proof of training on Hazards and Work Related Procedures [CR (7(4))]
 Fall Protection Plan [CR 8]
 Designer notice to contractor of dangers and hazards relating to construction work [CR 9(2)(b)]
 Drawings design of structure [CR 9(3)]
 Records of Inspections of Structure [CR 9(4)]
 Maintenance records – structure safety [CR 9(5)]
 Record Excavation Inspection [CR 11(3)(h)]
 Method Statement [CR 11(3)(k)]
 Method Statement [CR 12(2)]
 Method Statement [CR 12(11)]
 Operational Compliance Plan [CR 15(2)(c)]
 Certificates, design calculations, sketches and test results [CR 15(3)]
 Examination results [CR 15(9)]
 Suspended Platform Inspection and Performance Test records [CR 15(11)]
 Medical Certificate of Fitness [CR 15(12)(b)]
 Proof of Training [CR 15(12)(c)]
 Material Hoist Inspections [CR17(8)(c)]
 Maintenance Records Material hoist [CR17(8)(d)]
 Record Batch Plant Maintenance & Repair [CR18(9)]
 Register for control of cartridges/nails studs – explosive powered tools [CR19(2)(g)(ii)]
 Medical Certificates of Fitness [CR 20(g)]
 Medical Certificates of Fitness [CR 21(1)(d)(ii)]
 Findings of daily inspections Construction Vehicles & Mobile Plant [CR21(1)(j)]
 Record of Temporary Electrical Installation Inspections [CR22(d)]
 Record of Electrical Machinery Inspections [CR22(d)]
 Proof of Training [CR 27(i)]
 Evacuation Plan [CR 27(l)]
 H&S Rep & Committee Members details
 H&S Committee Meetings' Minutes
 Other appointments in terms of OHASA

The following further identified requirements in terms of the Act and other Regulations of the Act are similarly applicable as part of the contents of the 'Health and Safety File':

Details of Inspections (by DoL)
 Recording and Investigation of Incidents – Annexure 1 [GAR 9(1-3)]
 Action taken on all incidents [GAR 9(4)]
 Certificates of Competency in First Aid [GSR 3(4)]
 Record of Medical Surveillance required in terms of OHASA
 Proof of compliance with Asbestos Regulation requirements
 Proof of compliance with Major Hazard Installation requirements

****The Appointments to be made in writing with job descriptions as per the Construction Regulations may include some or all of the following:***

PRINCIPAL CONTRACTORS - [CR 4(1)(c)]
 CONTRACTORS – [CR 5(3)(b) + (11)]
 COMPETENT PERSONS - [CR 6(1) + (2)]
 - [CR 6(6)]
 - [CR 7(1) + (4)]
 - [CR 8(1)(a)]
 - [CR 10(a) + (e) + (f)]
 - [CR 11(1) + (3)(b)(ii)(b) + (3)(k)]
 - [CR 12(1) + (2) + (3) + (11)]
 - [CR 14(2)]
 - [CR 15(1) + (2)(c) + (8)(c) + (13)]

- [CR 17(8)(a)]
- [CR 18(1) + (7)]
- [CR 19(2)(b) + (2)(g)(i)]
- [CR 20(f)]
- [CR 21(1)(d)(i) + (1)(j)]
- [CR 22(d) + (e)]
- [CR 26(a)]
- [CR 27(h)]

CONSTRUCTION SAFETY OFFICER - [CR 6(6)]
DESIGNER - [CR 9(2)]

▣ ▣ ▣

IMPORTANT:

A copy of the following certification in terms of the “**SAFETY AND SWITCHING PROCEDURES FOR ELECTRICAL INSTALLATIONS**” (Document attached) signed by the prospective tenderer / contractor is to be included in the Health and Safety File:

“ I hereby certify that I have taken cognizance of the content of the document titled 'SAFETY AND SWITCHING PROCEDURES FOR ELECTRICAL INSTALLATIONS' and have included the relevant elements of the document applicable to the above project in my Health and Safety Plan and shall ensure adherence and compliance to the requirements thereof.”

**NATIONAL
DEPARTMENT OF
PUBLIC WORKS**

**SAFETY AND SWITCHING
PROCEDURES**

FOR

ELECTRICAL INSTALLATIONS

CONTENTS

	PAGE
1 REGULATIONS AND DEFINITION OF A COMPETENT PERSON	59
1.1 REGULATIONS	59
1.2 DEFINITION OF A COMPETENT PERSON	59
2. SAFETY EQUIPMENT	59
3. DEFINITION OF OPERATING TERMS	59
3.1 Alive or Live	59
3.2 Dead	60
3.3 Earthing	60
3.4 Isolate	61
3.5 Circuit-Breaker	62
3.6 Link	62
3.7 Operating Methods	63
4. GENERAL SAFETY PRECAUTIONS	63
5. ACCESS TO HIGH VOLTAGE ENCLOSURES	64
6. SWITCHING	64
7. WORK IN SUBSTATIONS AND SWITCHING STATIONS CONTAINING EXPOSED LIVE CONDUCTORS	64
7.1 Safety Clearances to Live Conductors	64
7.2 Insufficient Clearances	64
7.3 Ladders and Other Long Objects	65
8. WORK ON METAL CLAD SWITCHGEAR SPOUTS	65
9. WORK ON TRANSFORMERS	65
10 WORK ON CABLES, CONDUCTORS AND OVERHEAD LINES	65
10.1 Cables and Conductors	65
10.2 Overhead Lines	65

1 REGULATIONS AND DEFINITION OF COMPETENT PERSON:

1.1 REGULATIONS:

All persons who carry out or arrange for work of any description for the Department in connection with electrical apparatus shall make themselves acquainted with the Occupational Health and Safety Act (Act 85 1993) with particular reference to the Electrical Machinery Regulations, Regulations 1 to 23 inclusive.

Access to the above Act and its Regulations can be arranged with the Regional Manager.

1.2 DEFINITION OF COMPETENT PERSON:

“competent person” in relation to machinery, means any person who—

- (a) has served an apprenticeship in an engineering trade which included the operation and maintenance of machinery, or has had at least five years’ practical experience in the operation and maintenance of machinery, and who during or subsequent to such apprenticeship or period of practical experience, as the case may be, has had not less than one year’s experience in the operation and maintenance appropriate to the class of machinery he is required to supervise;
- (b) has obtained an engineering diploma in either the mechanical or electro technical (heavy current) fields with an academic qualification of at least T3 or N5, or of an equivalent level, and who subsequent to achieving such qualification has had not less than two years’ practical experience in the operation and maintenance appropriate to the class of machinery he is required to supervise;
- (c) is a graduate engineer and has had not less than two years’ post-graduate practical experience in the operation and maintenance appropriate to the class of machinery he is required to supervise and who has passed the examination on the Act and the regulations made there-under, held by the Commission of Examiners in terms of regulations E5 (2) of the regulations published under Government Notice R.929 of 28 June 1963; or
- (d) is a certificated engineer;

2 SAFETY EQUIPMENT

The following equipment required for working on electrical installations and distribution systems, must be maintained in good order and repair and must be made available:-

Safety belt, overalls, hard hat, safety shoes or boots, rubber gloves, "Men Working" notice boards, locks for locking off switches, buss bar shutters in truck-type switchgear, isolators or earthing links, rubber sheet and length of rope with short circuiting earthing-chains, earthing sticks and testing/phasing sticks rated for the voltage of the equipment to be tested.

Under no circumstances shall work be carried out on electrical apparatus unless the proper safety equipment is used

With regard to overhead line men, no work shall be carried out unless use is made of a non-metallic ladder and the appropriate safety belt, rubber gloves, overalls, hardhat and safety shoes or boots are worn. The buddy system must also be implemented.

3 DEFINITION OF OPERATING TERMS

3.1 Alive or live

This means electrically connected to the power system and/or electrically charged.

Consider an isolated overhead line that is not earthed. An overhead line can be electrically connected to the system in the following ways:

- (a) By means of a metallic conductor such as links and breakers or switches. This is the normal way of transmitting electrical energy.
- (b) Electromagnetic induction or transformer action from a nearby current carrying line will induce a dangerous voltage in the isolated lines and are a hazard to all personnel that must work on or with the line.
- (c) Electrostatic induction or condenser action from a nearby live line will induce a dangerous voltage in any isolated, but not earthed, overhead line. Electrically charged means at a potential difference or voltage above zero

3.2 Dead

This means that any apparatus so described is isolated from the power system. Rotating plant shall not be regarded as dead until it is stationary or is being slowly rotated by means of barring gear and is not excited.

The Occupational Health and Safety Act defines dead as: "dead" means at or about zero potential and isolated from any live system. Disconnected has the same meaning as isolated. An overhead line disconnected from all sources of supply but not earthed, cannot be regarded as dead because:

- (a) It can retain a static charge.
- (b) It can acquire a static charge due to atmospheric conditions.
- (c) It can accidentally be made alive.
- (d) Nearby lines continually induce voltage in them.

The regulations recognise only the following devices as disconnects or isolators:-

- (a) Links.
- (b) Fuses.
- (c) Truck type switchgear.

3.3 Earthing

This means the connecting of apparatus electrically to the general mass of earth in such a manner as will ensure at all times an immediate safe discharge of electrical energy. This is done through an earth bar or spike by means of a good metallic conductor.

To fully appreciate this definition we must refer to the Electrical Machinery Regulations, Regulation 3 of the Occupational Health and Safety Act which states:

"Work on Disconnected Electrical Machinery. —Without derogating from any specific duty imposed on employers or users of machinery by the Act, the employer or user shall, whenever work is to be carried out on any electrical machinery which has been disconnected from all sources of electrical energy but which is liable to acquire or to retain an electrical charge, as far as is practicable, cause precautions to be taken by earthing or other means to discharge the electrical energy to earth from such electrical machinery or any adjacent electrical machinery if there is danger if there is danger there from before it is handled and to prevent any electrical machinery from being charged or made live while persons are working thereon."

Electrical apparatus and in particular overhead lines may become charged due to:-

- (a) Direct lightning strokes.
- (b) Electro magnetically induced currents due to a lightning stroke in the immediate vicinity of the line.
- (c) Electro statically induced charges on the lines due to the presence of thunderclouds.
- (d) Electrostatic charges imparted to the line by the friction of dust or snow blowing past the conductors.
- (e) Electrostatic charges imparted to the line due to changes in line altitude"

These changes are responsible for tremendously high voltages between overhead lines and earth, in fact, sometimes high enough to cause a flash over on insulators. A spark may span several centimetres of air to a person's hand should he approach too closely to an isolated unearthed overhead line.

An overhead line or apparatus can be made alive by:

- (a) Unauthorised operating, i.e., closing the wrong links and breaker.
- (b) Faulty wiring on consumer's stand-by sets. (Back feed from consumer)
- (c) A broken overhead conductor from a different line falling onto the isolated line.
- (d) Synchronising plugs.

From the foregoing paragraphs it is clear that the purpose of earthing isolated lines and apparatus are:

- (a) To discharge them should there be a residual voltage or charge.
- (b) To prevent them acquiring a static charge.
- (c) To prevent danger to persons working on apparatus in the event of someone accidentally making it alive.
- (d) To dissipate induced voltages continuously and safely.

Earthing gear means the fixed or portable appliances used for earthing electrical apparatus. The dangers from inadequate or improper earth connections are:

- (a) Electrocutation.
- (b) Burns from arcing.
- (c) Electric shock leading to falls.

Earthing may be done by the closing of earthing links, or by the attaching of fixed earthing devices or by the affixing of portable earthing straps. In each case the main idea is to ensure the safety of personnel.

In affixing portable earth straps, the connection to the earthbar or earthed metal or spike must be made first and in removing such earthing straps, the disconnecting from the earthbar or earthed metal or spike must be done last. Also, a link stick or an insulated stick should be used to connect the earth wires to the overhead lines or apparatus.

These requirements are most important because connecting the portable strap first to earth and then to the conductors by means of a link stick avoids the risk of a shock to the operator from static charges or induced voltages.

REMEMBER: Always safety test before applying earths.

3.4 Isolate

This means to disconnect from all Sources of electrical potential by means of opening of links or fuses or the withdrawal of truck-type circuit-breakers.

All sources of electrical potential mean all points or circuits from where the apparatus can be made alive. Links, fuses and truck-type switchgear can be regarded as isolators because:

- (a) They leave a visible air gap in a circuit when open, removed or withdrawn.
- (b) They contain no stored energy and will not close due to defects.
- (c) They can be locked in a physical condition and thus can only be operated by the person with the correct key.

Opening links and locking them in the open position; removing fuses and locking them away; withdrawing truck-type switchgear and locking the buss bar shutters are the only safe methods of isolating.

3.5 Circuit Breaker

This is a device designed to make or break electric current under normal and fault conditions. A breaker can make or break an electric current because it is designed to extinguish the arc very rapidly and effectively. It is also designed to withstand the tremendous forces under short circuit conditions. The arc-extinguishing medium for high-voltage breakers is normally air, oil or vacuum and should this medium be lost, the breaker becomes a link. Never use a breaker without an arc-extinguishing medium to interrupt current flow because the breaker will probably explode or it will sustain severe damage.

A fault condition is any condition that will cause an excessive amount of current flow. The normal fault conditions are:

- (a) Phase faults.
- (b) Earth faults.
- (c) Open circuit in one line of a three-phase system (Single-phasing).
- (d) Too low a voltage. (Motors will draw a large current or even stall).

- (e) Too high a voltage.
- (f) Overloading.

For the following reasons breakers cannot be regarded as isolators:

- (a) They leave no visible gap in a circuit.
- (b) They contain stored energy and can close on their own due to various defects.
- (c) It is normally not possible to lock them in an open position.
- (d) Oil circuit-breakers are subjected to carbon tracking which could cause a flash-over between contacts.

3.6 Link

This is a device for making or breaking a circuit when no load current is flowing. Links differ from breakers and switches in the following respects:

- (a) They are not equipped with an arc extinguishing medium/device.
- (b) Their movement is very slow.

Should current be interrupted by means of links, an uncontrollable arc will be struck at the points where the contacts part.

The temperature of the arc is so high (+ 2 000°C) that it will simply melt the parting contacts. As the contacts move further apart, the arc will lengthen and burn everything away. Molten metal could splash onto the operator and cause severe injuries.

As the arc lengthens, considerable noise is generated and the light intensity is so severe that the operator could suffer from “welding flash” of the eyes.

When apparatus equipped with earthing links is required to be earthed at more than one place, the earthing links shall always be closed first and thereafter, any necessary portable earthing gear may be affixed to the apparatus.

In removing the earths in readiness for making the apparatus alive, all portable earthing gear shall first be removed and earthing links shall be opened last.

Closing the earthing links first ensures maximum safety to the operator. These links are easily operated, make good contact and the operating handles are at a safe distance from the contact points.

Locks and keys shall also be provided for links. The operating mechanism of all manually operated links shall be fitted with fastenings for locks. The operating mechanisms of each set of manually operated links shall normally be locked whether the links are in the open or in the closed position.

The locking of links provides a safeguard against their being opened or closed in error by other persons apart from the one with the correct key and a written instruction to operate.

3.7 Operating methods

This means switching, linking, safety testing and earthing. This definition also indicates the order of operating when making apparatus safe to work on.

- (a) Switching -
 - (i) Open breaker or switch to interrupt current flow safely, i.e. prevent arcs.
 - (ii) Close breaker or switch to start current flow - the only safe way.
- (b) Linking - open at least one set of links from where the apparatus can be made alive and lock the links in the open position. Always ensure that you are not going to start or interrupt current flow with the links by ensuring that the breaker or switch is open.
- (c) Safety test - test all three phases to ensure that the apparatus is disconnected from all sources of supply and that there is no back-feed from a consumer's standby set or other source.

- (d) Apply earths - ensure safety of the workers by:-
 - (i) Discharging the line or apparatus.
 - (ii) Preventing the line from acquiring a static charge.
 - (iii) Preventing the line or apparatus from being accidentally made alive.

Before applying portable earths, ensure that they are mechanically and electrically in good condition. There should be no broken strands, the clamps should be rigid and without defect and when applied properly, should make intimate contact with the conductors and earthbar or spike. The earthing cable tails should be as short as possible. The current carrying capacity of the portable earth is greatly reduced by broken strands. It will act as a fuse and increase the danger to workmen.

4 GENERAL SAFETY PRECAUTIONS

No person shall carry out work of any description (including maintenance, repairs, cleaning and testing) on any part of electrical apparatus unless such parts of the apparatus are:

- (a) dead;
- (b) disconnected, isolated and all practicable steps taken to lock off from live conductors;
- (c) efficiently connected to earth with the appropriate earthing sticks or gear designed for this purpose at all points of disconnection of supply;
- (d) screened where necessary to prevent danger, and caution and danger notices fixed;

and unless such person is fully conversant with the nature and extent of the work to be done.

It is the duty of the competent person in charge of the work to ensure that the foregoing provisions are complied with. He shall also ensure that when the work has been completed, the apparatus is safe to be made alive and that all earths and temporary danger notices have been removed.

Provided that cleaning and painting of earthed metal enclosures, connections or disconnections of circuits to or from live systems may be carried out in accordance with instructions issued by the competent person concerned.

Provided also that where the design of the apparatus precludes the strict compliance with all details of these precautions, the work shall be carried out to the instructions of the senior competent person present.

When any person receives instructions: regarding work on or the operation of high voltage apparatus he shall report any objection to the carrying out of such instructions to the competent person who shall have the matter investigated and, if necessary, referred to higher authority.

5 ACCESS TO HIGH VOLTAGE ENCLOSURES AND APPARATUS

Enclosures, chambers, cubicles or cells containing high voltage conductors shall be kept locked and shall not be opened except by a competent person.

6 SWITCHING:

- (a) No switching shall be carried out without the sanction of the appropriate competent person except for agreed routine switching or in cases of emergency.

All telephone instructions/messages relating to the switching operation shall be written down and be repeated in full to the sender to ensure that the message has been accurately received.

- (b) When a switch shows any sign of distress after operating, its condition shall be immediately reported to the appropriate competent person, and it shall be examined before further operation.
- (c) The examination of and necessary adjustments including inspection and/or changing of oil of any high voltage oil immersed circuit-breaker which has operated under fault conditions shall be carried out if possible before the circuit-breaker is re-closed, or at the earliest available opportunity thereafter.

7 WORK IN SUBSTATIONS AND SWITCHING STATIONS CONTAINING EXPOSED LIVE CONDUCTORS.

7.1 Safety Clearances to Live Conductors:

Unless the whole equipment is “dead”, the section which is made dead for work to be carried out shall be defined by the use of barriers or roping such that the minimum clearance from the nearest exposed conductor to ground level or platform or access way shall be:-

Rated Voltage	Clearance
Up to 11 kV	3.0 m.
From 11kV to 33kV	3.4 m

The area at ground level shall be only that in which the work is to be carried out.

7.2 Insufficient Clearances

If the above clearances are not sufficient to avoid danger, other suitable arrangements shall be made to provide the requisite degree of safety.

7.3 Ladders and Other Long Objects

Ladders and other long objects shall not be used without the permission of the senior authorised person in charge of the work and the movement and erection of such ladders shall be under his/her direct supervision at all times.

8 WORK ON METAL CLAD SWITCHGEAR SPOUTS:

- (i) The section of bus bars on which work is to be carried out shall be made dead and isolated from all points of supply.
- (ii) The shutters of live spouts shall be locked closed.
- (iii) The busbars shall be earthed with approved earthing equipment if possible, at a panel other than that at which work is to be carried out. Temporary earths shall in any case be applied to all phases on the busbar at the point of work. These earths may then be removed one phase at a time for work to be carried out. Each phase earth shall be replaced before a second phase earth is removed.

For the earthing of metal clad switchgear, approved appliances only shall be used. The insertion of the hand or any other tool in contact spouts for this purpose is forbidden.

9 WORK ON TRANSFORMERS:

When work is carried out on transformers, both the primary and secondary switches and isolators shall be opened. The transformer shall also be isolated from all common neutral earthing equipment from which it may become live. This does not require the disconnection of solidly earthed neutrals.

10 WORK ON CABLES, CONDUCTORS AND OVERHEAD LINES:

10.1 Cables and Conductors

- (a) No person shall touch the insulation, which covers or supports any high voltage conductor unless the conductor is dead and earthed.
- (b) Before carrying out work involving cutting into a high voltage cable, the responsible person shall satisfy himself that the cable has been made dead, isolated and earthed where practicable and identified. In all cases of doubt, the cable shall be spiked in an approved manner.

TESTING PROCEDURES AND PRECAUTIONS FOR COMMISSIONING OF ELECTRICAL CABLES

The aim of this section is to create an awareness of the latest standards and testing procedures for the commissioning of new and the re-commissioning of repaired electrical cables.

Before commissioning or re-commissioning cables tests must be carried out to ensure the integrity of the cable/s and to ensure the safety of operating personnel.

1. Low voltage Cables

1.1 Initial Tests

Carry out a meter test to ensure that the insulation resistance complies with the manufacture's and the relevant SABS requirements. For L.V. cables a 500V d.c. meter is adequate for this purpose.

1.2 Voltage Tests

This covers extruded solid dielectric cables (covered by SABS 1507), voltage ranges are as indicated in Table 1

After installation the cable has to be tested to ensure the integrity of the cable and the quality of the work. A.C. testing of solid dielectric cables is preferred. Very low frequency high voltage sinusoidal electrical testing methods are recommended to avoid the use of cumbersome large testing equipment.

Method: The test voltage should be applied between conductors and between each conductor and the metallic protection or earthed surroundings of the cable as appropriate. The voltage to be raised gradually to the specified values in the table and maintained for 15 minutes.

Table1 -Test Voltages After Installation

1	2	3	4
Nominal operating voltage	Where test voltage is to be applied	Test Voltage V	
		m.s)	d.c.
300/500	Between Conductors and conductors/earth		
600/1000	Between Conductors and conductors/earth		
1900/3300	Between conductors		
1900/3300	Between Conductors and conductors/earth		

2. Medium/High Voltage

Each section of the cable installation between substations shall be subjected to a preliminary voltage or insulation resistance test to prove the insulation resistance.

The installation resistance can be measured with a high voltage meter with a rating of 5000V.

2.1 Paper Insulated Lead covered Double Steel Tape or Wire Armoured Cable (covered by SABS 97), voltage ranges are as indicated in Table 2

The test voltage should be applied between conductors and between each conductor and the metal sheath, which should be held at earth potential. In each case, the voltage should be increased steadily to the stipulated value and maintained at this value for 15 minutes.

Table 2 in-situ test voltages.

1	2	3	4	5	6	7
Voltage Rating of Cable kV	Test Voltage					
	Belted Cables				Single-core and screened cables	
	Between conductors		From conductor to sheath		Between conductor and sheath or screen	
	a.c.	d.c.	a.c.	d.c.	a.c.	d.c.
3.3/3.3	7	9	7	9	-	-
3.8/6.6	13	19	8	11	8	11
6.6/6.6	13	19	13	19	-	-
6.35/11	22	31	13	19	13	19
11/11	22	31	22	31	-	-
12.7/22	-	-	-	-	25	36
19/33	-	-	-	-	38	54

2.2 XLPE-Insulated Cables covered by SABS 0198 Part 13.

NOTE: If circumstances necessitate testing that is not in accordance with the recommendations of this section, the cable manufacturer or a test expert should be consulted before any testing is carried out.

The use of inappropriate or excessive test voltages or of unsuitable fault location methods can damage XLPE-insulated cables. Cables that are particularly prone to damage during testing are those that have water trees and those that have a construction that differs from that specified in the 1981 and in subsequent editions of SABS 1339.

The Types of Test Waveforms to be applied are:

- a) Very low frequency (VLF): An Alternating waveform that is either sinusoidal or pseudo-square/cosine rectangular, of nominal frequency 0,1 Hz.
- b) Power frequency: An alternating sinusoidal waveform of frequency in the range 25 Hz to 100 Hz.
- c) Surge: A step waveform that has a rise time of a few microseconds and that gradually decays to zero within 5 s.

These waveforms are referred to in the various test tables below.

Note: Where the capacity of the test set permits, all three cores of a three-core cable may be tested together.

2.2.1 PRELIMINARY TESTS

2.2.1.1 Leakage Resistance. Before carrying out any testing or fault location, determine and accurately record the leakage resistance to earth and, if relevant, between conductors. Use an instrument that generates a d.c test voltage of not less than 250 V and not more than 5 kV. Typical minimum values of leakage resistance are given in Table 3.

TABLE 3—MINIMUM LEAKAGE RESISTANCE

1	2	3	4	5
Cable Operating voltage U, kV	Minimum leakage resistance, MΩ			
	Cable length, m			
	100	300	1 000	3 000
6,6	150	50	15	5
11	240	80	24	8
22	460	153	46	15
33	680	227	68	23

NOTE:

- 1 The value of leakage resistance multiplied by the cable length should not be less than $(2U + 2) \text{ M}\Omega \cdot \text{km}$, where U is the voltage rating of the cable in kilovolt.
- 2 This test is repeated after the required sequence of tests (see 2.2.2.7).

2.2.2 TESTING

- 2.2.2.1 **Over voltage Commissioning Tests.** When newly installed cables are being commissioned, they should be tested at the test voltages given in Table 4, appropriate to the test waveforms and test durations given in columns 1 and 2 of the table.

TABLE 4—COMMISSIONING TEST VOLTAGES (r.m.s.)

1	2	3	4	5	6
Test waveform (see 2.2)	Duration, Min	Commissioning test voltage, kV			
		Cable Operating voltage, kV			
		6.6	11	22	33
VLF (0,1 Hz)	60	11	19	38	57
Power frequency	60	8	13	25	38

NOTE:

1. Test sets for the above are commercially available.
2. Where the above test levels cannot be achieved, a reduced voltage for an extended time may be negotiated.

- 2.2.2.2 **Overvoltage Maintenance/Repair Tests.** When cables are tested for maintenance or repair purposes, they should be tested at the test voltages given in Table 5, appropriate to the waveforms and test durations given in columns 1 and 2 of the table.

- 2.2.2.3 **Surge Test Method** (see Table 5). The surge test is intended to be a practical basic safety test. It can be used as a non-damaging means of identifying fairly serious existing or potential faults when power frequency or VLF equipment is not available. The test avoids the application of a continuous d.c. voltage (see 2.2.2.4), but it is not as conclusive or rigorous as the other methods.

CAUTION: During the surge test, a peak voltage of up to twice the test voltage can be generated in the cable.

Method. Charge the surge generator to the appropriate test voltage given in Table 5. Using single-shot mode, release a surge into the cable and then soft-discharge the cable (see 2.2.5.5) within 5 s. Repeat the procedure up to five times and then fully discharge the cable by solidly earthing it for at least 5 min.

TABLE 5—MAINTENANCE/REPAIRS TEST VOLTAGES (r.m.s.)

1	2	3	4	5	6
Test waveform (see 2.2)	Duration	Maintenance/repair test voltage, kV			
		Cable operating voltage, kV			
		6.6	11	22	33
VLF (0,1 Hz)	15 min	8	13	25	38
Power frequency	15 min	7	11	22	33
Surge test (see 2.2.1.3)	5 surges, max.	7	11	22	33

2.2.2.4 D.c. Over voltage Testing. D.c. over voltage testing is likely to cause irreversible damage to XLPE-insulated cable systems, particularly if the cables have water trees. It often fails to identify potentially hazardous conditions in the cable. If d.c. testing has to be carried out because no other test methods are available, the voltage and duration should be limited to the appropriate values given in Table 6, which are recommended for quick identification of gross faults only. Use a d.c. test set or a surge generator in d.c. mode to apply the test voltage. After applying the voltage, soft-discharge the cable (see 2.2.2.5), using either the d.c. test set or a discharge stick. Fully discharge the cable by solidly earthing it for at least 8 h but preferably for 24 h.

TABLE 6—D.C. TEST VOLTAGES

1	2	3	4	5
Duration, s	D.c. test voltage, kV			
	Cable operating voltage, kV			
	6.6	11	22	33
10	6	10	20	30

2.2.2.5 **SOFT DISCHARGE OF CABLE**. An XLPE-insulated cable should always be soft-discharged through a resistance of at least 200 k Ω , for example by using a discharge stick. Discharging a conductor direct to earth by short-circuiting it with a lead can severely damage the cable. After the initial discharge, a cable should be solidly earthed for at least 5 min. If the cable has been subjected to any form of d.c. test, it should be solidly earthed for at least 8 h, but preferably for 24 h.

2.2.2.6 **CABLE SHEATH TESTING**. To avoid problems caused by the ingress of water into the cable, a cable should be subjected to sheath testing:

- a) at commissioning,
- b) annually, and
- c) after the location and repair of a fault.

Cable sheath testing can also be used to locate conductor earth faults that have punctured the outer sheath, provided that multiple sheath faults are not present. A direct current sheath test voltage of 5 kV should be applied for 1 min, with a leakage current of 1 mA/km being regarded as acceptable.

2.2.2.7 **AFTER TESTING**. After completion of any of the above tests, the leakage test described in 2.2.1.1 should be repeated. A tenfold reduction in the value of leakage resistance could indicate a potential problem.

2.2.3 CIRCUIT-BREAKER CLOSURE







2.2.3.1 Faulty or Unknown Cable Conditions. Closing a circuit-breaker on an untested cable can be hazardous to the operator and can damage the cable. A fault should never be re-established by repeated closing of a circuit-breaker.

2.2.3.2 Voltage Doubling. During switch-in onto open circuit, voltage doubling occurs at the remote end of the cable. Voltages of up to 20 kV can occur on an 11 kV system. Switching onto a load such as a transformer avoids this voltage doubling.

IMPORTANT CONTACT DETAILS

(FOR HEALTH & SAFETY ASPECTS ONLY)

The contractor is to add all the important contact information about essentials services, support and assistance.

	SERVICE	NUMBER	CONTACT PERSON
	Hospital		
	Ambulance		
	Water Electricity		
	Police		
	Fire Brigade		
	Engineer		

ADD OTHER IMPORTANT HEALTH & SAFETY CONTACT DETAILS AS MAY BE FOUND NECESSARY.



public works
& infrastructure

Department:
Public Works and Infrastructure
REPUBLIC OF SOUTH AFRICA

SPECIFICATIONS

FOR THE

INSTALLATION OF AIR CONDITIONERS

FOR

SOUTH AFRICAN POLICE SERVICE

TUBATSE POLICE STATION

LIMPOPO



public works
& infrastructure

Department:
Public Works and Infrastructure
REPUBLIC OF SOUTH AFRICA

SUPPLEMENTARY TECHNICAL SPECIFICATION
FOR AIR CONDITIONERS
INSTALLATIONS

TABLE OF CONTENTS

A. GENERAL.....	4
1. SCOPE OF WORKS	4
2. GENERAL.....	4
3. MATERIAL AND WORKMANSHIP	5
4. DRAWINGS	5
5. COMPREHENSIVE CONTRACTS AND SUB-CONTRACTORS.....	6
6. MANUFACTURER’S RATINGS	6
7. SHOP DRAWINGS	6
8. BUILDING WORK.....	6
9. SITE INSPECTION	7
10. DETAILS OF MAINTENANCE WORK	7
11. GUARANTEE.....	7
12. SANS SPECIFICATION.....	7
13. INSTRUCTIONS MANUALS.....	7
14. SIMILAR OR EQUAL	7
15. SPARE PARTS	8
16. DAMAGE	8
B. PARTICULAR TECHNICAL SPECIFICATIONS FOR THE SUPPLY, DELIVERY, AND INSTALLATION OF AIR CONDITIONING UNITS.	9
1. SITE.....	9
2. GENERAL: AIR CONDITIONING UNITS SPECIFICATION	9
3. SPLIT TYPE UNITS	10
3.1. General.....	10
3.2 Technical Specifications for Midwall Unit and Cassette Type Air Conditioners	11
4.1. General.....	13
4.2 Technical Specifications Console Type Air Conditioners.....	13
5. REFRIGERANT CIRCUITS	15
6. AIR FILTERS	16
6.1 General.....	16
6.2 Panel Filters.....	16

6.3 Pad Type Panel Filters	17
6.4 Filter Holding Frames	17
7. INSULATION.....	17
8. NOISE AND VIBRATION CONTROL.....	18
9. MAINTENANCE AND SERVICING.....	19
10. SCHEDULES OF PARTICULARS	19

A. GENERAL

1. SCOPE OF WORKS

This particular Technical Specification is for the supply and installation of the air conditioning units at Tubatse SAPS. The specification covers installations of Cassette Units and Midwall Units.

- a) This specification covers the particulars of the air conditioning installations at Tubatse SAPS. The Specification consists of 20 pages numbered consecutively. HVAC layout drawing accompanies this Specification.
- b) The installation to be installed and maintained under this contract includes the following systems and equipment:
 - Cassette Type Air Conditioning Units.
 - Midwall Type Air Conditioning Units
 - Console Unit.
- c) All electrical and drain piping connections for the complete air conditioning units to be installed.
- d) Commissioning and testing of the air conditioning units, controls, equipment supports etc. and the handover of a complete operational installation.

2. GENERAL

This supplementary specification is to be read as forming part of one or more Department of Public Works Standard Specifications. The Department Standard Specifications for the Electrical Installations and Electrical Equipment pertaining to Mechanical Services shall also apply.

All equipment and installations shall comply with the requirements of the Occupational Health and Safety Act.

Where conditions are at variance this supplementary specification shall have preference over both the standards specifications and the drawings.

The installation shall be erected in compliance to the following standards and regulations:

- Occupational Health and Safety Act 85 of 1993 as amended.
- National Building Regulations and Building Standards Act 103 of 1977 as amended.
- SANS 10400: O – Lighting and ventilation.
- SANS 1424 – Filters for use in air conditioning and general ventilation.
- SANS 10400: XA – Energy usage in buildings.
- SANS 204 – Energy efficiency in buildings.
- SANS 1125 – Room air conditioning and heat pumps.
- SANS 10103 – The Measurement and Rating of Environmental Noise with Respect to Annoyance and to Speech Communication.

3. MATERIAL AND WORKMANSHIP

All material and equipment shall be new, free from rust, defects, undamaged and suitable for the purpose for which it will be used. Material shall comply with the latest issue of the relevant SANS specifications where applicable.

If any material or workmanship is not to the satisfaction of the department, it shall be rectified and /or replaced at the contractor's cost and all rejected material shall immediately be removed from the site. The contractor is responsible for the correct and complete erection of the installation and inspections executed by the Department do not exempt the contractor of this obligation.

4. DRAWINGS

Any drawing which accompanies this specifications illustrates schematics and do not show exact dimensions or positions of equipment. Tenders must satisfy themselves that the equipment offered by them shall fit in the available space and can be positioned so that access for maintenance, repair or removal is not encumbered.

Note: Final dimensions must be taken on site before any equipment or material is either purchased or manufactured.

5. COMPREHENSIVE CONTRACTS AND SUB-CONTRACTORS

Only specialists sub-contractors who have previously successfully completed mechanical installations of the extent and type specified in this document shall be considered.

Note: No change in make, type, or capacity of equipment specified in the schedule of particulars shall be allowed after acceptance of the tender without the written approval of the Department.

6. MANUFACTURER'S RATINGS

All equipment shall be able to work within the rated capacity, as determined by the manufacturer. Any equipment offered for the use out of these limits shall not be considered. Contractors shall hand in the rated capacities of all equipment as well as descriptive literature with the tender documents.

7. SHOP DRAWINGS

Within 14 days of being awarded the contract the contractor will produce a complete layout in the form of a shop drawing with all the required service connections detailed and dimensioned. Any other shop drawings required to effect the installation shall be produced as required. At the end of the contract, three full sets of "as built" drawings and manuals shall be provided for this contract.

The successful tenderer shall before commencing manufacture of any of the equipment provide a dimensioned shop drawing for approval.

Approval of the contractor's drawings in no way indemnifies him from being responsible for the correctness of the drawings and satisfactory operation of the installations and for equipment.

8. BUILDING WORK

All building work to be done by the building contractor as shown on the mechanical shop ratings. All other small building work such as cutting and drilling of holes forms part of this contract.

9. SITE INSPECTION

Tenderers are advised to visit the site to acquaint themselves with the local conditions, accessibility, etc. No claims for compensations due to lack of knowledge of conditions will be accepted.

10. DETAILS OF MAINTENANCE WORK

The contractor shall be responsible for the complete maintenance of all the equipment, components, installations and systems forming part of this installation for 12 months.

11. GUARANTEE

The tenderer shall guarantee equipment for a period of twelve months from the date on which the installation /fixing of all the units is satisfactorily completed.

The contractor shall repair, at his own cost, defects that may become defective during the guarantee period due to the inferior materials or workmanship (fair wear and tear excluded). Any part so replaced, shall be guaranteed for a further year from the date of replacement.

12. SANS SPECIFICATION

All references to the South African National Standards and Codes of Practice shall be deemed to be references to the latest issues of such specifications and codes.

13. INSTRUCTIONS MANUALS

A maintenance and operation instruction manual, including spare parts list shall be provided with each mechanical and electrical unit.

14. SIMILAR OR EQUAL

Any trade name mentioned merely serves as a guideline and doesn't indicate preference for that specific make. Tenderers are at liberty to offer any other equipment and /or material, which comply with the specification requirements.

15. SPARE PARTS

Spare parts for each mechanical and electrical appliance shall be readily available in the Republic of South Africa, for a minimum period of 10 years.

16. DAMAGE

The tenderer will be held entirely responsible for any damage which may occur to equipment during the transportation, setting into position and fixing and must make good any such damage at his/her own risk.

No patching or repairing of damaged units will be allowed unless such damage can be completely effectively repaired and to the entire satisfactions of the Representative/Agent.

B. PARTICULAR TECHNICAL SPECIFICATIONS FOR THE SUPPLY, DELIVERY, AND INSTALLATION OF AIR CONDITIONING UNITS.

1. SITE

Tubatse Police station is located in Burgersfort, in the Limpopo Province 150km South East of Polokwane.

2. GENERAL: AIR CONDITIONING UNITS SPECIFICATION

This contract covers the installation and maintenance of the following systems and equipment:

- Cassette Type Air Conditioning Units
- Midwall Type Air Conditioning Units
- Console Unit.

The air conditioning units shall be completely self-contained units of the split type system. Room air side shall be equipped with a suitable and easily accessible filter, at least two adjustable fan speed, adjustable air discharge louvre, thermostat, heating and cooling modes with associated heating and cooling coils, drain pan and drain piping, control panel (Hard-wired) and interlocking with outdoor unit.

The air conditioning units shall not produce sound levels exceeding those specified in SANS 10103.

The outdoor unit shall contain the notching compressor unit, air-cooled condenser, condenser fan with waterproof, painted and corrosion resistant casing.

The indoor/outdoor units shall be interconnected with insulated refrigerant piping, electric wiring and interlocking control cabling. Refrigerant piping and cabling, where exposed to weather and can potentially damage any part of installation, shall be run through galvanized sheet metal trunking or PVC type trunking, neatly erected and painted.

Provision shall be made in all cases for the drainage of excessive condensate to the nearest building drain by means of uPVC/PVC tubing not less than 18mm diameter.

For reverse cycle heating units, including split type units, a proper drip pan with drainage piping by means of uPVC/PVS shall be provided for the outdoor units where dripping can create unacceptable conditions.

Drainage to points other than a building drain shall comply with SANS 10400:P.

Electrical interlocking shall be provided to ensure that:

- Compressors cannot run without both indoor and outdoor fans running.
- Electric heating can only be switched on if the indoor fan is running.
- It shall not be possible to switch cooling and heating on simultaneously.

Electric terminals and connections shall be corrosion resistant with non-hardening mastic or equal coating. Overload protection shall be provided.

Any tests and measurements which may be performed or required shall be recorded and made available to the Department engineer upon request. Any equipment make shall be approved by the Department prior to installation.

3. SPLIT TYPE UNITS

3.1. General

Split type units shall consist of a direct expansion indoor unit and a separate outdoor air-cooled unit. The indoor unit shall be wall mounted or ceiling cassette type as specified in the drawings and design report.

Remote control shall be wired in conduit and mounted at eye level in the position indicated on the drawings. No joints will be allowed in the control wiring.

Each refrigerant pipe shall have its own insulation.

Outdoor units shall be installed and fixed on raised plinths or mounted steel frame, brackets. Anti-vibration mounts shall be installed between the unit and the plinth/frame/bracket.

Refrigerant piping shall be sized and fitted with the necessary oil traps strictly in accordance with the manufacturer's requirements.

Each unit is complete with fan/s, direct expansion cooling coil, compressor unit, air cooled condenser, expansion valve, refrigerant tubing and accessories, air filters, control thermostat. Units are totally outdoor type.

Remote on/off control and sensing shall be provided where specified, and fitted in the position indicated on the drawings.

General arrangement and configuration required is indicated on the drawings.

The air conditioners shall generally be in accordance with SANS 1125 with sound levels not exceeding the values specified in this Supplementary Specification and/or the Standard Specification as applicable.

3.2 Technical Specifications for Midwall Unit and Cassette Type Air Conditioners

Scope:

Supply, installation as per scope given below, testing and commissioning of two (2) Cassette type and seventeen (17) Mid-wall type air conditioners including remote, mounting brackets for outdoor and indoor units as given below.

Space	Unit	Capacity
Registry Room 7	Mid-wall Unit	1 x 2,6 kW Cooling
Detective Room 8	Mid-wall Unit	1 x 2,6 kW Cooling
HRM Room 6	Mid-wall Unit	1 x 2,6 kW Cooling
DPO	Mid-wall Unit	1 x 3,5 kW Cooling
Detectives Commander Room 5	Mid-wall Unit	1 x 2,6 kW Cooling
Vispol Room 4	Mid-wall Unit	1 x 2,6 kW Cooling
Secretary	Mid-wall Unit	1 x 2,6 kW Cooling
Finance Room 2	Mid-wall Unit	1 x 2,6 kW Cooling
Finance Room 1	Mid-wall Unit	1 x 2,6 kW Cooling
Station Commander Room 1	Mid-wall Unit	1 x 3,5 kW Cooling
Server room	Mid-wall Unit	1 x 2,6 kW Cooling
Client Service Centre Room 2	Mid-wall Unit	1 x 2,6 kW Cooling
Client Service Centre	Mid-wall Unit	1 x 2,6 kW Cooling
Client Service Centre Room 1	Cassette Units	2 x 7 kW Cooling
Detective No 1	Mid-wall Unit	1 x 5,3 kW Cooling
Detective No 2	Mid-wall Unit	1 x 5,3 kW Cooling
Crime Prevention	Mid-wall Unit	1 x 3,5 kW Cooling
Loss Management Commander	Mid-wall Unit	1 x 3,5 kW Cooling

Features:

- Auto restart
- Dust filter
- Swing mode
- Fan mode
- Timer
- Air swing
- Anticorrosive coating on condenser coil

Successful tenders shall bring all tools and tackles required for installation, testing & commissioning of air conditioner units.

Down rods with all accessories like washer, bolts etc. for mounting indoor unit of air conditioners shall be supplied and installed by the successful tenderer.

Hangers required for routing the drain pipe, refrigerant piping and control or power cables from indoor unit to outdoor unit shall be supplied by the successful tenderer.

All drilling works required for successful installation of air conditioner units shall be done by the successful tenderer.

Installation site distance between Indoor Unit and Outdoor Unit of air conditioners is around 8 meters, therefore additional five meters of copper tubes, insulation tube, water drain pipe, copper cable of suitable size, thickness same as OEM and other accessories shall be supplied accordingly.

Mounting brackets required for installing outdoor unit and indoor unit shall be supplied by the successful tenderer.

Gas charging if required shall be done at the site at free of cost for successful commissioning.

Installation of the air conditioners shall be carried out using proper tools and procedures as per manufacturer guide lines. O&M manual shall be supplied for each set of air conditioner.

Acceptance shall be based on the testing, performance and satisfactory working of air conditioners.

Testing to be done after Installation:

- Compressor current and cooling temperature shall be tested
- Air conditioners will be switched ON and cooling effect will be checked
- Air conditioners will be switched ON/OFF 10 times in one hour following recommended procedures.
- Water drain shall be checked by flowing water.
- Remote operation checking.

4. Compact Type Unit

4.1. General

Compact type units shall have the evaporator and condenser in one compact unit. The compact unit shall be installed as specified in the drawings and design report.

Remote control shall be wired in conduit and mounted at eye level in the position indicated on the drawings. No joints will be allowed in the control wiring.

Remote on/off control and sensing shall be provided where specified, and fitted in the position indicated on the drawings.

General arrangement and configuration required is indicated on the drawings.

The air conditioners shall generally be in accordance with SANS 1125 with sound levels not exceeding the values specified in this Supplementary Specification and/or the Standard Specification as applicable.

4.2 Technical Specifications Console Type Air Conditioners

Scope:

Supply, installation as per scope given below, testing and commissioning one(1) console type air conditioners including remote, mounting brackets for the compact unit as given below.

Space	Unit	Capacity
Supply Chain Park home	Console Unit	1 x 5,3 kW Cooling

Features:

- Auto restart
- Dust filter
- Swing mode
- Fan mode
- Timer
- Air swing
- Anticorrosive coating on condenser coil

Successful tenders shall bring all tools and tackles required for installation, testing & commissioning of air conditioner units.

Down rods with all accessories like washer, bolts etc. for mounting compact unit of air conditioner shall be supplied and installed by the successful tenderer.

All drilling works required for successful installation of air conditioner units shall be done by the successful tenderer.

Mounting brackets required for installing compact unit shall be supplied by the successful tenderer.

Gas charging if required shall be done at the site at free of cost for successful commissioning.

Installation of the air conditioners shall be carried out using proper tools and procedures as per manufacturer guide lines. O&M manual shall be supplied for each set of air conditioner.

Acceptance shall be based on the testing, performance and satisfactory working of air conditioners.

Testing to be done after Installation:

- Compressor current and cooling temperature shall be tested
- Air conditioners will be switched ON and cooling effect will be checked
- Air conditioners will be switched ON/OFF 10 times in one hour following recommended procedures.

- Water drain shall be checked by flowing water.
- Remote operation checking.

5. REFRIGERANT CIRCUITS

Refrigerant tubing shall generally be in accordance with the latest SANS 1453 sizes of copper tubes. The tubing shall be seamless cold drawn copper tubing with soldered copper capillary fittings. Pipe sizes shall ensure moderate low velocities flow through the pipes while ensuring:

Proper oil return to the compressor minimising lubricating oil being trapped in the system. Practical lines without excessive pressure drops and with proper feed of evaporators.

Prevention of liquid refrigerant from entering the compressor during operation and at shutdown.

Piping shall be supported (unless otherwise indicated on the drawings) as follows:

Pipe size (mm)	Maximum distance between supports (m)
10 and smaller	0.6
10 – 18	1.0
22	1.5
28 – 35	2.0
42	2.5
54	2.75
67 and bigger	3.0

Refrigerant piping shall be arranged such that normal inspection and servicing of the compressor and other equipment is not hindered. Locations where copper tubing will be exposed to mechanical damage shall be avoided.

Anti-vibration mounts shall be fitted at compressor discharge and suction connections.

Oil separators shall be used in systems where it is impossible to prevent substantial absorption of refrigerant in the crankcase oil during normal operation or during shutdown periods. Provision shall be made to prevent drainage of condensed refrigerant into the crankcase.

All pipes operating below ambient point shall be insulated and vapour barrier provided.

6. AIR FILTERS

6.1 General

Filters of the type, size and quantity as specified in the technical details of the units shall be provided. Replacement of filters may be done only with filters matching the existing. Change of type or introduction of new filters in the system to meet requirements as set out in the standards specification and this specification.

Filters and filter holding frames shall be of approved manufacture with standardised dimensions to enable replacement with equivalent filters of all recognised manufacturers. Construction and manufacture of all components shall be such that under no circumstances any unfiltered air can by-pass filters or filter banks.

Sufficient space shall be allowed in front or behind filters, as applicable, to enable inspection and servicing. Proper access doors shall be fitted to filter service areas.

Fan and system selection shall allow for expected final filter resistance to ensure a supply air quantity in excess of 90% of design air quantity immediately prior to filter replacement.

Only dry media filters are required. Where specified, pressure monitoring across a filter bank or banks shall be fitted for alarm purposes using differential pressure switches to activate the warning alarm or indicator required. Where washable filters are specified one complete set of spare filters shall be provided.

6.2 Panel Filters

Panel filters shall be of the pleated type and not less than 50mm thick. The filter shall be washable or disposable as specified.

Synthetic media shall be used bounded together with galvanised wire for reinforcing and bonded in the frame ensuring no air bypass.

Initial synthetic dust arrestance shall be not less than 70% with dust holding capacity needed in excess of 300g per square metre nominal face area.

Initial dust spot efficiency shall be not less than 20%.

Nominal filter face velocity shall not exceed 1,5m/s with initial clean filter resistance 60Pa or less and recommended resistance at specified arrestance not more than 250Pa.

6.3 Pad Type Panel Filters

Pad type panel filters shall make use of disposable replacement media of thickness as specified by air conditioning units' manufacturer, but generally not less than 25mm thick.

The media shall be held in galvanised steel frames with galvanised steel screen supports on both sides. The downstream screen shall be fixed in the frame with the upstream screen removable.

6.4 Filter Holding Frames

Filter holding frames shall be the manufacturer's standard product installed and used in accordance with his recommendations.

Holding frames shall be manufactured from at least 16 gauge galvanised or epoxy powder coated steel. Holding frames may be bolted or riveted together and shall be suitably reinforced in larger arrangements to withstand all possible operating conditions.

Fasteners shall be positive sealing type that clip in and a minimum of four fasteners per filter is required. Fasteners shall match the particular filter, filter arrangement and frame.

7. INSULATION

Insulation shall in all instances be applied by specialist contractors and be of the highest standard. Any section not installed to the approval of the Department shall be re-done at the Contractor's expense.

Prior to insulation being fitted, all pressure testing shall be completed satisfactorily. Insulation, cladding and vapour barriers shall be painted as specified.

All items of plant likely to operate at temperatures below the surrounding ambient dew point shall be insulated and provided with a vapour barrier.

8. NOISE AND VIBRATION CONTROL

The Contractor shall install sufficient noise and vibration control measures on the plant/equipment, the interconnected piping, ductwork and conduit so that when the installed plant/equipment are put into operation, the resulting noise and vibration levels at locations within the building and at adjacent or nearby buildings shall not exceed the acceptable limits.

The total noise level in occupied areas within the building, whether it be airborne or structure-borne, shall not exceed the following limits when all the plant/equipment installed by the Contractor are put into operation.

Noise Control Criteria:

Broadcasting and recording studios	NC 25
Concert and opera halls	NC 25
Theatres, assembly halls and churches	NC 30
Homes, bedrooms	NC 35
Private offices, libraries, courtrooms and schoolrooms	NC 35
General offices	NC 40
Mechanised offices	NC 45
Restaurants, bars, cafeterias and canteens	NC 45
Department stores and shops	NC 45
Kitchens	NC 50

The specified noise criteria shall apply to all areas as measured at a level of 1.5 m above the floor, and the measuring points shall be 1.5 m away from the walls or doors of the rooms.

The Corrected Noise Level at potential Noise Sensitive Receiver in the adjacent or nearby building, if so identified in the Contract Documents, shall not exceed the Acceptable Noise Level stipulated in the SANS and CIBSE Standards.

9. MAINTENANCE AND SERVICING

The Contractor shall be responsible for all maintenance for the full 12 month contract period. During this period, the Contractor shall make good any defect due to inferior materials or workman ship and maintain all plant and equipment in perfect operating condition.

The Contractor shall be entirely responsible for carrying out regular monthly inspections and for full servicing of all components of the installation in accordance with the manufacturer's instructions at intervals not greater than 3 months.

The Contractor shall prepare a detailed inspection and service report in the form of a check list and log sheet showing all functions to be carried out at each inspection and service. Copies of these service reports shall be regularly submitted to the Department after each service.

The Contractor shall also maintain a plant logbook on site in which he shall record, sign and date all work carried out at each inspection.

The Contractor shall allow for all expendable materials necessary for servicing such as lubricating oils, grease, and cleaning materials. The Contractor shall also allow for cost of labour, travelling, etc.

10. SCHEDULES OF PARTICULARS

All schedules which accompany this tender notice, form an integral part of it and shall be duly completed in every detail: FAILING which, the tender in question may be rendered ineligible for consideration. Under no circumstances will the following statements be acceptable:

- See attached pamphlets
- Refer to catalogue
- Data to follow
- As given by the supplier

Equipment offered and listed on the schedule shall be capable of performing the specified duties and complying with the Specification requirements in all respects: SHOULD it transpire that such equipment, even when offered by make, model and/or type, is unsuitable or incapable of meeting, or performing in accordance with, the Contractor or Sub-contractor shall nevertheless be responsible for any additional costs incurred in providing the required or suitable equipment.

Whenever a specific make, model or type of equipment has been prescribed in the specification and the tender offers alternative, or equal make or type of equipment in the tender, the Department will in acceptance of such a tender inform the prospective contractor in writing as to the make, and/or type of equipment accepted. HOWEVER, it should be noted that the use of works "OR EQUAL" by the tender is to be discouraged and could lead to the disqualification of the tender.



SPECIFICATION

FOR THE

OCCUPATIONAL HEALTH AND SAFETY

OF

INSTALLATION OF AIR CONDITIONERS

FOR

SOUTH AFRICAN POLICE SERVICE

TUBATSE POLICE STATION

LIMPOPO



DEPARTMENT OF PUBLIC WORKS

OCCUPATIONAL HEALTH AND SAFETY

HEALTH & SAFETY SPECIFICATIONS

FOR

PROJECTS AND MAINTENANCE
(BUILDING/ELECTRICAL/MECHANICAL)

MANAGED ON BEHALF OF

THE NATIONAL DEPARTMENT OF
PUBLIC WORKS

PROJECT:

Ref No:

PUBLIC WORKS:

Mr. - **HEALTH & SAFETY OFFICER (ELECTRICAL)**

Mr. K.E Nkuna (079-699-2114)

Mr. - **HEALTH & SAFETY OFFICER (MECHANICAL)**

Mss NW Mahlanyana (073-167-2956)

Mr. - **HEAD: PROJECTS & MAINTENANCE**

Mr - **PROJECT MANAGER**

CONTENTS

	PAGE
1. PREAMBLE	4
2. SCOPE OF HEALTH & SAFETY DOCUMENT	5
3. PURPOSE	5
4. DEFINITIONS	5
5. OCCUPATIONAL HEALTH & SAFETY MANAGEMENT	6
5.1 Structure & Organization of OH&S Responsibilities.....	6
5.2 Communication & Liaison.....	7
6. INTERPRETATION	8
7. RESPONSIBILITIES	8
7.1 Client	8
7.2 Principal Contractor	9
7.3 Contractor	9
8. SCOPE OF WORK.....	9
9. HEALTH AND SAFETY FILE.....	11
10. OH&S GOALS & OBJECTIVES & ARRANGEMENTS FOR MONITORING & REVIEWING OH&S PERFORMANCE.....	11
11. IDENTIFICATION OF HAZARDS & DEVELOPMENT OF RISK ASSESSMENTS, STANDARD WORKING PROCEDURES (SWP) & METHOD STATEMENTS.....	11
12. ARRANGEMENTS FOR MONITORING AND REVIEW.....	11
12.1 Monthly Audit by Client and/or its Agent on its behalf	11
12.2 Other Audits & Inspections	12
12.3 Reports	12
12.4 Review	12
12.5 Site Rules and other Restrictions	13
12.6 Training	13
12.7 Accident & Incident Investigation	14
12.8 H&S Representatives (SHE-Reps) & H&S Committees	14
13. PROJECT/SITE SPECIFIC REQUIREMENTS	15
14. OUTLINED DATA, REFERENCES & INFORMATION ON CERTAIN AND/OR SPECIFIC OBLIGATORY REQUIREMENTS TO ENSURE COMPLIANCE	17
15. THE PRINCIPAL CONTRACTOR'S GENERAL DUTIES	28
16. THE PRINCIPAL CONTRACTOR'S SPECIFIC DUTIES	28
17. THE PRINCIPAL CONTRACTOR'S SPECIFIC DUTIES WITH REGARD TO HAZARDOUS ACTIVITIES	28
18. GENERAL NOTES TO THE PRINCIPAL CONTRACTOR	29
19. HOUSE KEEPING	29
20. LOCKOUT SYSTEMS	30
21. INCIDENT INVESTIGATION	30
22. GENERAL	30
23. IMPORTANT LISTS AND RECORDS TO BE KEPT	30
23.1 List of Appointments	31
23.2 List of Record Keeping Responsibilities	31
23.3 Inspection Checklist	32
24. HEALTH & SAFETY FILE COMPILATION & CONTENT (Document attached)	35
25. SAFETY AND SWITCHING PROCEDURES FOR ELECTRICAL INSTALLATIONS (Document attached)	35
26. GUIDE TO THE GENERAL ADMINISTRATIVE REGULATIONS (attached)	35
27. IMPORTANT CONTACT DETAILS (HEALTH & SAFETY ONLY) (attached)	35

ATTACHMENTS:

14. HEALTH AND SAFETY FILE COMPILATION AND CONTENT	
15. SAFETY AND SWITCHING PROCEDURES FOR ELECTRICAL INSTALLATIONS	
16. GUIDE TO THE GENERAL ADMINISTRATIVE REGULATIONS	
17. IMPORTANT CONTACT DETAILS (HEALTH & SAFETY ONLY)	

1. PREAMBLE

*In terms of Construction Regulation 4(1)(a) of the Occupational Health and Safety Act, 1993 (Act 85 of 1993), the Department of Public Works, as the Client and/or its Agent on its behalf, shall be responsible to prepare Health & Safety Specifications for any intended construction project and provide any Principal Contractor who is making a bid or appointed to perform construction work for the Client and/or its Agent on its behalf with the same.

*The Client's further duties are as described in The Act and the Regulations made there-under. The Principal Contractor shall be responsible for the Health & Safety Policy for the site in terms of Section 7 of the Act and in line with Construction Regulation 5 as well as the Health and Safety Plan for the project.

This 'Health and Safety Specifications' document is governed by the "Occupational Health and Safety Act, 1993 (Act No. 85 of 1993), hereinafter referred to as 'The Act'. Notwithstanding this, cognisance should be taken of the fact that no single Act or its set of Regulations can be read in isolation. Furthermore, although the definition of Health and Safety Specifications stipulates 'a documented specification of all health and safety requirements pertaining to associated works on a construction site, so as to ensure the health and safety of persons', it is suggested that the entire scope of the Labor legislation, including the Basic Conditions of Employment Act be considered as part of the legal compliance system. With reference to this specification document this argument is limited to all health, safety and environmental issues pertaining to the site of the project as referred to here-in. It is reiterated that environmental management can not be disregarded.

Due to the wide scope and definition of construction work, every construction activity and site will be different, and may change even on a daily basis. Therefore, due caution is to be taken when drafting the Health and Safety Plan based on these Health and Safety Specifications. Prior to drafting the Health and Safety Plan, and in consideration of the information contained here-in, the contractor shall set up a Risk Assessment Program to determine any risk associated with any hazard at the construction site, in order to identify the steps needed to be taken to remove, reduce or control such hazard. *This Risk Assessment and the steps identified will be the basis or point of departure for the Health and Safety Plan.* The Health and Safety Plan shall include documented 'Methods of Statement' detailing the key activities to be performed in order to reduce as reasonably as practicable the hazards identified in the Risk Assessment.

The Department of Public Works is tasked to provide accommodation and operational facilities to a very large proportion of the approximate 40 National Departments responsible for the governance of the Department of Public Works. A very large number of State employees and public users of the facilities and the services provided there-in directly interacts with the facilities provided by the well-being, health and safety of a great number of people. This Department thus has directly or indirectly, an impact on the Republic of South Africa as well as the National Parliament.

In this a high premium is to be placed on the health and safety of the most valuable assets of the Department of Public Works. These are its personnel, the personnel of its Clients and the physical assets of which it is the custodian and may also include the public as well. The responsibilities the Department and relevant stakeholders have toward its employees and other people present in the facilities or on the sites are captured further in this specification document. These responsibilities stem from both moral, civil and a variety of legal obligations.

*Every effort has been made to ensure that this specification document is accurate and adequate in all respects. Should it however, contain any errors or omissions they may not be considered as grounds for claims under the contract for additional reimbursement or extension of time, or relieve the Principal Contractor from his responsibilities and accountability in respect of the project to which this specification document pertains.

***2. SCOPE OF HEALTH AND SAFETY SPECIFICATION DOCUMENT**

The Health and Safety Specifications pertaining to the project; “(name of the project) – Phase 1 and Phase 2” etc. etc.), cover the subjects contained in the index and is intended to outline the normal as well as any special requirements of the Department pertaining to the health and safety matters (including the environment) applicable to the project in question. These Specifications should be read in conjunction with the Act, the Construction Regulations and all other Regulations and Safety Standards which were or will be promulgated under the Act or incorporated into the Act and be in force or come into force during the effective duration of the project. The stipulations in this specification, as well as those contained in all other documentation pertaining to the project, including contract documentation and technical specifications shall not be interpreted, in any way whatsoever, to countermand or nullify any stipulation of the Act, Regulations and Safety Standards which are promulgated under, or incorporated into the Act.

3. PURPOSE

The Department is obligated to implement measures to ensure the health and safety of all people and properties affected under its custodianship or contractual commitments, and is further obligated to monitor that these measures are structured and applied according to the requirements of these Health and Safety Specifications.

The purpose of this specification document is to provide the relevant Principal Contractor (and his /her contractor) with any information which might affect the health and safety of persons at work and the health and safety of persons in connection with the use of plant and machinery; and to protect persons other than persons at work against hazards to health and safety arising out of or in connection with the activities of persons at work during the carrying out of construction work for the Department of Public Works. The Principal Contractor (and his /her contractor) is to be briefed on the significant health and safety aspects of the project and to be provided with information and requirements on inter alia:

- a) safety considerations affecting the site of the project and its environment;
- b) health and safety aspects of the associated structures and equipment;
- c) submissions on health and safety matters required from the Principal Contractor (and his /her contractor); and
- d) the Principal Contractor's (and his /her contractor) health & safety plan.

It must be ensured that the Principal Contractor (and his /her contractor) is fully aware of what is expected from him/her with regard to the Occupational Health and Safety Act, 1993 (Act No. 85 of 1993) and the Regulations made there-under including the applicable safety standards, and in particular in terms of Section 8 of the Act.

The Occupational Health and Safety Act, 1993 (Act 85 of 1993) in its entirety shall apply to the contract to which this specification document applies. The Construction Regulations promulgated on 18 July 2003 and incorporated into the above Act by Government Notice R 1010, published in Government Gazette 25207 shall apply to any person involved in construction work pertaining to this project, as will the Act.

4. DEFINITIONS

“Purpose of the Act” –

To provide for the health and safety of persons at work and the health and safety of persons in connection with the use of plant and machinery; the protection of persons other than persons at work against hazards to health and safety arising out of or in connection with the activities of persons at work; to establish an advisory council for occupational health and safety; and to provide for matters connected therewith.

“Agent” –

means any person who acts as a representative for a client;

“Client” –

means any person for whom construction work is performed;

“Construction Work” is defined as any work in connection with –

- (a) the erection, maintenance, alteration, renovation, repair, demolition or dismantling of or addition to a building or any similar structure;
- (b) the installation, erection, dismantling or maintenance of a fixed plant where such work includes the risk of a person falling;

- (c) the construction, maintenance, demolition or dismantling of any bridge, dam, canal, road, railway, runway, sewer or water reticulation system or any similar civil engineering structure; or
- (d) the moving of earth, clearing of land, the making of an excavation, piling, or any similar type of work;

“Contractor” –

means an employer, as defined in Section 1 of the Act, who performs construction work and includes Principal Contractors;

“Health and Safety File” –

means a file, or other record in permanent form, containing the information required a contemplated in the regulations;

“Health and Safety Plan” –

means a documented plan which addresses hazards identified and includes safe work procedures to mitigate, reduce or control the hazards identified;

“Health and Safety Specification” –

means a documented specification of all health and safety requirements pertaining to the associated works on a construction site, so as to ensure the health and safety of persons;

“Method Statement” –

means a document detailing the key activities to be performed in order to reduce as reasonably as practicable the hazards identified in any risk assessment;

“Principal Contractor” –

means an employer, as defined in section 1 of the Act who performs construction work and is appointed by the client to be in overall control and management of a part of or the whole of a construction site;

“Risk Assessment” –

means a program to determine any risk associated with any hazard at a construction site, in order to identify the steps needed to be taken to remove, reduce or control such hazard.

***5. OCCUPATIONAL HEALTH & SAFETY MANAGEMENT**

5.1 Structure and Organization of OH&S Responsibilities

5.1.1. Overall Supervision and Responsibility for OH&S

- * The Client and/or its Agent on its behalf to ensure that the Principal Contractor, appointed in terms of Construction Regulation 4(1)(c), implements and maintains the agreed and approved H&S Plan.
- * The Chief Executive Officer of the Principal Contractor in terms of Section 16 (1) of the Act to ensure that the Employer (as defined in the Act) complies with the Act. The pro forma Legal Compliance Audit may be used for this purpose.
- * All OH&S Act (85 /1993), Section 16 (2) appointee/s as detailed in his/her/their respective appointment forms to regularly, in writing, report to their principals on matters of health and safety per routine and ad hoc inspections and on any deviations as soon as observed, regardless of whether the observation was made during any routine or ad hoc inspection and to ensure that the reports are made available to the principal Contractor to become part of site records (Health & Safety File).
- * The Construction Supervisor and Assistant Construction Supervisor/s appointed in terms of Construction Regulation 6 to regularly, in writing, report to their principals on matters of health and safety per routine and ad hoc inspections and on any deviations as soon as observed, regardless of whether the observation was made during any routine or ad hoc inspection and to ensure that the reports are made available to the principal Contractor to become part of site records (Health & Safety File).
- * All Health and Safety Representatives (SHE-Reps) as per Section 18 of the Act.

5.1.2. Further (Specific) Supervision Responsibilities for OH&S

Several appointments or designations of responsible and /or competent people in specific areas of construction work are required by the Act and Regulations. The following competent appointments, where applicable, in terms of the Construction Regulations are necessary to ensure compliance to the Act, Regulations and Safety Standards.

Required appointments as per the Construction Regulations:-

Item	Regulation	Appointment	Responsible Person
1.	4(1)(c)	Principal contractor for each phase or project	Client
2.	5.(3)(b)	Contractor	Principal Contractor
3.	5(11)	Contractor	Contractor
4.	6(1)	Construction supervisor	Contractor
5.	6(2)	Construction supervisor sub-ordinates	Contractor
6.	6(6)	Construction Safety Officer	Contractor
7.	7(1)	Person to carry out risk assessment	Contractor
8.	7(4)	Trainer/Instructor	Contractor
9.	8(1)(a)	Fall protection planner	Contractor
10.	10 (a)	Formwork & support work supervisor	Contractor
11.	10(e) + (f)	Formwork & support work examiner	Contractor
12.	11(1)	Excavation supervisor	Contractor
13.	11(3)(b)(ii)(b)	Professional engineer or technologist	Contractor
14.	11(3)(k)	Explosives expert	Contractor
15.	12(1)	Supervisor demolition work	Contractor
16.	12(2) + (3)	Demolition expert	Contractor
17.	12(11)	Explosives expert	Contractor
18.	14(2)	Scaffold supervisor	Contractor
19.	15(1)	Suspended platform supervisor	Contractor
20.	15(2)(c)	Compliance plan developer	Contractor
21.	15(8)(c)	Suspended platform expert	Contractor
22.	15(13)	Outrigger expert	Contractor
23.	17(8)(a)	Material hoist inspector	Contractor
24.	18(1)	Batch plant supervisor	Contractor
25.	18(7)	Batch plant operator	Contractor
26.	19(2)(b)	Power tool expert	Contractor
27.	19.2 (g) (i)	Power tool controller	Contractor
28.	20(f)	Tower crane operator	Contractor
29.	21(1)(d)(i)	Construction vehicle and mobile plant operator	Contractor
30.	21(1)(j)	Construction vehicle and mobile plant inspector	Contractor
31.	22(d)	Temporary electrical installations inspector	Contractor
32.	22 (e)	Temporary electrical installations controller	Contractor
33.	26 (a)	Stacking and storage supervisor	Contractor
34.	27 (h)	Fire equipment inspector	Contractor

This list may be used as a reference or tool to determine which components of the Act and Regulations would be applicable to a particular site, as was intended under the Chapter "Preamble" above. (page 4)

5.2 Communication & Liaison

5.2.1 OH&S Liaison between the Employer, the Principal Contractor, the other Contractors, the Designer and other concerned parties will be through the H&S Committee as per the procedures determined by the H&S Committee.

5.2.2 In addition to the above, communication may be directly to the Client or his appointed Agent, verbally or in writing, as and when the need arises.

5.2.3 Consultation with the workforce on OH&S matters will be through their Supervisors and H&S Representatives ('SHE – Reps')

5.2.4 The Principal Contractor will be responsible for the dissemination of all relevant OH&S information to the other Contractors e.g. design changes agreed with the Client and/or its Agent on its behalf and the Designer,

instructions by the Client and/or his/her agent, exchange of information between Contractors, the reporting of hazardous/dangerous conditions/situations etc.

6. INTERPRETATION

(i) The Occupational Health and Safety Act and all its Regulations, with the exception of the Construction Regulations, distinguish between the roles, responsibilities and functions of employers and employees respectively. It views consultants and contractors as employees of the “owner” of a construction or operational project, the “owner” being regarded as the employer. Only if formally agreed to by way of the written agreement in this regard between the “owner(s)” and consultant and /or between the “owner(s)” and the contractor(s), will these assumptions be relinquished in favor of the position agreed upon between the relevant parties.

(ii) The position taken by the Construction Regulations is that the “owner”, in terms of its instructions, operates (has to operate) in the role of client as per relevant definition. The contractors working for the “client” are seen to be in two categories, i.e. the Principal Contractor and Contractors. The Principal Contractor has to take full responsibility for the health and safety on the site of the relevant project / contract. This includes monitoring health and safety conditions and overseeing administrative measures required by the Construction Regulations from all contractors on the project site. (Ordinary / sub) Contractors are required to operate under the scrutiny and control (in terms of all health and safety measures which are covered in the Construction Regulations) of the Principal Contractor. Where for the work the Principal Contractor will have to execute himself, practical health and safety measures are applicable, he will also be subject to the relevant requirements with which (ordinary / sub) Contractors have to comply. The Principal Contractor will, however, not have to actually fulfill such requirements in respect of any of the work / functions of any (ordinary / sub) Contractors on the site for which he has been appointed as Principal Contractor. However, he has to monitor / oversee such processes, ensuring that the requirements are complied with and that the required appointments / evaluations / inspections / assessments and tests are done and that the records are duly generated and kept as prescribed in the Construction Regulations. This has to feature clearly in the Principal Contractor’s Health and Safety Plan.

7. RESPONSIBILITIES

7.1 Client

7.1.1 The Client or his appointed Agent on his behalf will appoint each Principal Contractor for the project in writing for assuming the role of Principal Contractor as intended by the Construction Regulations and determined by the Bills of Quantities.

7.1.2 The Client or his appointed Agent on his behalf shall discuss and negotiate with the Principal Contractor the contents of the health and safety plan of the both Principal Contractor and Contractor for approval.

7.1.3 The Client or his appointed Agent on his behalf, will take reasonable steps to ensure that the health and safety plan of both the Principal Contractor and Contractor is implemented and maintained. The steps taken will include periodic audits at intervals of at least once every month.

7.1.4 The Client or his appointed Agent on his behalf, will prevent the Principal Contractor and/or the Contractor from commencing or continuing with construction work should the Principal Contractor and/or the Contractor at any stage in the execution of the works be found to:

- have failed to have complied with any of the administrative measures required by the Construction Regulations in preparation for the construction project or any physical preparations necessary in terms of the Act;
- have failed to implement or maintain their health and safety plan;
- have executed construction work which is not in accordance with their health and safety plan; or
- act in any way which may pose a threat to the health and safety of any person(s) present on the site of the works or in its vicinity, irrespective of him/them being employed or legitimately on the site of the works or in its vicinity.

7.2 Principal Contractor

7.2.1 The Principal Contractor shall accept the appointment under the terms and Conditions of Contract. The Principal Contractor shall sign and agree to those terms and conditions and shall, before commencing work, notify the Department of Labor of the intended construction work in terms of Regulation 3 of the Construction Regulations. Annexure B of this Specification contains a "Notification of Construction Work" form. The Principal Contractor shall submit the notification in writing prior to commencement of work and inform the Client or his Agent accordingly.

7.2.2 The Principal Contractor shall ensure that he is fully conversant with the requirements of this Specification and all relevant health and safety legislation. This Specification is not intended to supersede the Act nor the Construction Regulations or any part of either. Those sections of the Act and the Construction Regulations which apply to the scope of work to be performed by the Principal Contractor in terms of this contract (entirely or in part) will continue to be legally required of the Principal Contractor. The Principal Contractor will in no manner or means be absolved from the responsibility to comply with all applicable sections of the Act, the Construction Regulations or any Regulations proclaimed under the Act or which may perceivable be applicable to this contract.

7.2.3 The Principal Contractor shall provide and demonstrate to the Client a suitable and sufficiently documented health and safety plan based on this Specification, the Act and the Construction Regulations, which shall be applied from the date of commencement of and for the duration of execution of the works. This plan shall, as appendices, include the health and safety plans of all Sub-contractors for which he has to take responsibility in terms of this contract.

7.2.4 The Principal Contractor shall provide proof of his registration and good standing with the Compensation Fund or with a licensed compensation insurer prior to commencement with the works.

7.2.5 The Potential Principal Contractor shall, in submitting his tender, demonstrate that he has made provision for the cost of compliance with the specified health and safety requirements, the Act and Construction Regulations. (Note: This shall have to be contained in the conditions of tender upon which a tenderer's offer is based.)

7.2.6 The Principal Contractor shall consistently demonstrate his competence and the adequacy of his resources to perform the duties imposed on the Principal Contractor in terms of this Specification, the Act and the Construction Regulations.

7.2.7 The Principal Contractor shall ensure that a copy of his health and safety plan is available on site and is presented upon request to the Client, an Inspector, Employee or Sub-contractor.

7.2.8 The Principal Contractor shall ensure that a health and safety file, which shall include all documentation required in terms of the provisions of this Specification, the Act and the Construction Regulations, is opened and kept on site and made available to the Client or Inspector upon request. Upon completion of the works, the Principal Contractor shall hand over a consolidated health and safety file to the Client.

7.2.9 The Principal Contractor shall, throughout execution of the contract, ensure that all conditions imposed on his Sub-contractors in terms of the Act and the Construction Regulations are complied with as if they were the Principal Contractor.

7.3 **Contractor** (Responsibilities of in terms of this contract and health and safety specification)

As per 7.2 above as and where applicable or as indicated in the letter of appointment.

8. SCOPE OF WORK

These specifications are applicable to the specific scope of work pertaining to the above-mentioned project as detailed in the tender documents, this amongst all includes for example: (elaborate sufficiently and provide adequate information to give full understanding of all work to be done)

8.1 BUILDING WORK:

SCOPE:

EXISTING SINGLE-STOREY BUILDINGS:

1. *Proper notice shall be given to all persons in and around the building where construction work shall be executed. The building shall occupy during the construction period.*
2. *Notification to the provincial director must be given.*
3. *The contractor and sub-contractors must be registered and in good standing with the compensation fund at all time.*
4. *The contractor shall appoint a full-time competent employee in writing as the construction supervisor.*
5. *Work shall be executed at a height greater than 3 meters.*
6. *Excavation work exceeding 1 meter and more.*
7. *All site work; the contractor must take care of proper sun-protection for all his workmen, woman.*
8. *No work, contractor or sub-contractor shall be allowed to work in in-climate weather.*
9. *No danger tape shall be used on the construction site. All work areas shall proper be brigade.*
10. *Special care must be taken of;-
Contractors using scaffolding, shall ensure that such scaffolding, when used, complies with the safety standards are carried out under the supervision of a competent person who has been appointed in writing.*

8.2 ELECTRICAL WORK:

ELECTRICAL INSTALLATIONS AND MACHINERY ON CONSTRUCTION SITES:

Notwithstanding the provisions contained in the Electrical Installation Regulations promulgated by Government Notice No. R.2920 of 23 October 1992 and the Electrical Machinery Regulations promulgated by Government Notice No. R.1953 of August 1988, respectively, as amended.

1. *Work shall be medium and low voltage electrical work. The contractor shall given proof of his high and low voltage registration.*

[Notes to the Client, Designer, Project Manager, Architect, Agent :

add references to the above project and include specific elements identified as the 'Critical Few'. The 'Critical Few' refer to those few or singular elements of the project that have the potential to impact in a major or devastating way on the project as a whole in the event of an accident or incident occurring. (20:80 principle)

Because of the inherent generic nature of the Health and Safety Specifications document, specific relevant information on the project must be provided and it may be necessary to draft the required information under this paragraph on a separate attached document.

If at any time after commencement of the project changes are brought about to the design or construction, sufficient health and safety information and appropriate resources are to be made available to the Principal Contractor to execute the work safely.]

N.B The Principal Contractor shall on tendering make provision for the cost of health and safety measures in terms of his/her documented Health and Safety Plan and measures based on these Health and Safety Specifications during the period of the project. Construction Regulation 5(3)(g) determines that potential contractors submitting tenders have made provision for the cost of health and safety measures during the construction process.

THE HEALTH AND SAFETY PLAN IS THEREFORE TO BE INCLUDED WITH THE TENDER DOCUMENTS WHEN TENDERS ARE INVITED FOR THE PROJECT.

9. HEALTH AND SAFETY FILE

The Principal Contractor must, in terms of Construction Regulation 5(7), keep a Health & Safety File on site at all times that must include all documentation required in terms of the Act and Regulations and must also include a list of all Contractors on site that are accountable to the Principal Contractor and the agreements between the parties and details of work being done. A more detailed list of documents and other legal requirements that must be kept in the Health and Safety File is attached as an addendum to this document.

IMPORTANT:

The Health and Safety File will remain the property of the Client and/or its Agent on its behalf throughout the period of the project and shall be consolidated and handed over to the Client and/or its Agent on its behalf at the time of completion of the project.

10. OH&S GOALS AND OBJECTIVES AND ARRANGEMENTS FOR MONITORING AND REVIEWING OH&S PERFORMANCE

The Principal Contractor is required to maintain a CIFR of at least 8 (See Annexure 3. to this document: "Measuring Injury Experience") and report on this to the Client and/or its Agent on its behalf on a monthly basis.

11. IDENTIFICATION OF HAZARDS AND DEVELOPMENT OF RISK ASSESSMENTS, STANDARD WORKING PROCEDURES (SWP) AND METHOD STATEMENTS

The Principal Contractor is required to develop Risk Assessments, Standard Working Procedures (SWP) and Method Statements for each activity executed in the contract or project (see 4. below "Project/Site Specific Requirements")

The identification of hazards is over and above the hazards identification programme and those hazards identified during the drafting of the Health and Safety Plan.

12. ARRANGEMENTS FOR MONITORING AND REVIEW

12.1 Monthly Audit by Client and/or its Agent on its behalf

The Client and/or its Agent on its behalf will be conducting Periodic Audits at times agreed with the Principal Contractor Audit to comply with Construction Regulation 4(1)(d) to ensure that the principal Contractor has implemented, is adhering to and is maintaining the agreed and approved OH&S Plan.

12.2 Other audits and inspections by client and/or its agent on its behalf.

The Client and/or its Agent on its behalf reserves the right to conduct any other ad hoc audits and inspections as it and/or its Agent on its behalf deem necessary.

A representative of the Principal Contractor and the relevant Health and Safety Representative(s) (SHE-Reps) must accompany the Client and/or its Agent on its behalf on all Audits and Inspections and may conduct their own audit/inspection at the same time. Each party will, however, take responsibility for the results of his/her own audit/inspection results. The Client and/or its Agent on its behalf may require to be handed a copy of the minutes of the previous Health and Safety Committee meeting reflecting possible recommendations made by that committee to the Employer for reference purposes.

12.3 Reports

The Principal Contractor is required to provide the Client and/or its Agent on its behalf with a monthly "SHE Risk Management Report".

The Principal Contractor shall report all incidents where an employee is injured on duty to the extent that he/she:

- * dies
- * becomes unconscious
- * loses a limb or part of a limb
- * is injured or becomes ill to such a degree that he/she is likely either to die or to suffer a permanent physical defect or likely to be unable for a period of at least 14 days either to work or continue with the activity for which he/she was usually employed

OR where:

- * a major incident occurred
- * the health or safety of any person was endangered
- * where a dangerous substance was spilled
- * the uncontrolled release of any substance under pressure took place
- * machinery or any part of machinery fractured or failed resulting in flying, falling or uncontrolled moving objects
- * machinery ran out of control,

to the Provincial Director of the Department of Labour (DoL) within seven days and at the same time to the Client and/or its Agent on its behalf.

(Section 24 of the Act & General Administrative Regulation 8.)

The Principal Contractor is required to provide the Client and/or its Agent on its behalf with copies of all statutory reports required in terms of the Act and the Regulations.

The Principal Contractor is required to provide a.s.a.p. the Client and/or its Agent on its behalf with copies of all internal and external accident/incident investigation reports including the reports contemplated in 12.7, 12.8.2, 15, 16, 17, 21 and 22 below. As soon as the occurrence of any accident/incident of whatever nature comes to the notice of the Principal Contractor, it shall be reported immediately to any of the following:

12.4 Review

The Principal Contractor is to review the Hazard Identification, Risk Assessments and Standard Work Processes at each Production Planning and Progress Report meeting as the construction work develops and progresses and each time changes are made to the designs, plans and construction methods and processes.

The Principal Contractor must provide the Client and/or its Agent on its behalf, other Contractors and all other concerned parties with copies of any changes, alterations or amendments as contemplated in the above paragraph.

12.5 Site Rules and other Restrictions

12.5.1 Site OH&S Rules

The Principal Contractor must develop a set of site-specific OH&S rules that will be applied to regulate the Health and Safety Plan and associated aspects of the construction.

When required, visitors and non-employees upon entering the site shall be issued with the proper Personal Protective Equipment (PPE) as and when necessary.

12.5.2 Security Arrangements

The Principal Contractor must establish site access rules and implement and maintain these throughout the construction period. Access control must include the rule that non-employees shall at all times be provided with fulltime supervision while on site.

The Principal Contractor must develop a set of Security rules and procedures and maintain these throughout the construction period.

If not already tasked to the H&S Officer appointed in terms of Construction Regulation 6(6), the Principal Contractor must appoint a competent Emergency Controller who must develop contingency plans for any emergency that may arise on site as indicated by the risk assessments. These must include a monthly practice/testing programmed for the plans e.g. January: trench collapse, February: flooding etc. and practiced/tested with all persons on site at the time, participating.

12.6 Training

The contents and syllabi of all training required by the Act and Regulations including any other related or relevant training as required must be included in the Principal Contractor's Health and Safety Plan and Health and Safety File.

12.6.1 General Induction Training

All employees of the Principal and other Contractors must be in possession of proof of General Induction training

12.6.2 Site Specific Induction Training

All employees of the Principal and other Contractors must be in possession of Site Specific Occupational Health and Safety Induction training.

12.6.3 Other Training

All operators, drivers and users of construction vehicles, mobile plant and other equipment must be in possession of valid proof of training.

All employees in jobs requiring training in terms of the Act and Regulations must be in possession of valid proof of training as follows:

Occupational Health and Safety Training Requirements: (as required by the Construction Regulations and as indicated by the Health and Safety Specification Document & the Risk Assessment/s and recommendations by the Health and Safety Committee):

- * General Induction (Section 8 of the Act)
- * Site/Job Specific Induction (also visitors) (Sections 8 & 9 of the Act)
- * Site/Project Manager
- * Construction Supervisor
- * OH&S Representatives (Section 18 (3) of the Act)
- * Training of the Appointees indicated in 12.6.1. & 12.6.2. above
- * Operation of Cranes (Driven Machinery Regulations 18 (11))
- * Operators & Drivers of Construction Vehicles & Mobile Plant (Construction Regulation 21)
- * Basic Fire Prevention & Protection (Environmental Regulations 9 and Construction Regulation 27)

- * As a minimum basic First Aid to be upgraded when necessary (General Safety Regulations 3)
- * Storekeeping Methods & Safe Stacking (Construction Regulation 26)
- * Emergency, Security and Fire Co-coordinator

12.7 Accident and Incident Investigation

The Principal Contractor is responsible to oversee the investigation of all accidents/incidents where employees and non-employees were injured to the extent that he/she/they had to receive first aid or be referred for medical treatment by a doctor, hospital or clinic. (General Administrative Regulation 9)

The results of the investigation to be entered into the Accident/Incident Register listed above. (General Administrative Regulation 9)

The Principal Contractor is responsible for the investigation of all non-injury incidents as described in Section 24 (1) (b) & (c) of the Act and keeping a record of the results of such investigations including the steps taken to prevent similar incidents in future.

The Principal Contractor is responsible for the investigation of all road traffic accidents relating to the construction site and keeping a record of the results of such investigations including the steps taken to prevent similar accidents in future.

Notwithstanding the requirements of Section 24 of the Act, ALL incidents shall be investigated and reported on in writing, irrespective of whether such incident gave rise to injury or damage.

12.8 H&S Representatives (SHE-Reps) and H&S Committees

12.8.1 Designation of H&S Representatives ('SHE – Reps')

Where the Principal Contractor employs more than 20 persons (including the employees of other Contractors (sub-contractors) he has to appoint one H&S Representatives for every 50 employees or part thereof. (Section 17 of the Act and General Administrative Regulation 6. & 7.)

H&S Representatives have to be designated in writing and the designation shall be in accordance with the Collective Agreement as concluded between the parties as is required in terms of General Administration Regulation 6.

12.8.2 Duties and Functions of the H&S Representatives

The Principal Contractor must ensure that the designated H&S Representatives conduct at least a weekly inspection of their respective areas of responsibility using a checklist and report thereon to the Principal Contractor, after which these reports shall be consolidated for submission to the Health and Safety Committee.

H&S Representatives must be included in and be part of accident/incident investigations.

H&S Representatives shall be members of at least one H&S Committee and must attend all meetings of that H&S committee.

12.8.3 Establishment of H&S Committee(s)

The Principal Contractor must establish H&S Committees consisting of designated H&S Representatives together with a number of Employers Representatives appointed as per Section 19(3) that are not allowed to exceed the number of H&S Representatives on the committee. The persons nominated by the employer on a H&S Committee must be designated in writing for such period as may be determined by him. The H&S Committee shall co-opt advisory (temporary) members and determine the procedures of the meetings including the chairmanship.

The H&S Committee must meet minimum monthly and consider, at least, the following Agenda for the first meeting. Thereafter the H&S Committee shall determine its own procedures as per the previous paragraph.

Agenda:

- 1) Opening and determining of chairmanship (only when necessary)
- 2) Minutes of Previous Minutes
- 3) Observations
- 4) Program and Safety considerations
- 5) Hygiene
- 6) Housekeeping improvement
- 7) Incidents & Accidents / Injuries

- 8) Registers:
 - a. H&S Rep. Inspections
 - b. Matters of First Aid
 - c. Scaffolding
 - d. Ladders
 - e. Excavations
 - f. Portable Electric Equipment
 - g. Fire Equipment
 - h. Explosive Power Tools
 - i. Power Hand tools
 - j. Incident! Report Investigation
 - k. Pressure Vessels
 - l. Personal Protective Equipment
- 9) Safety performance Evaluations
- 10) Education & Safety promotion program
- 11) First Aid Officials and training in First Aid
- 12) Demarcation of work- /hazardous-/safe areas/walkways
- 13) Posters and signage
- 14) Environmental preservation and conservation
- 15) Specific training programmes
- 16) General
- 17) Date of Next Meeting
- 18) Closing

13. PROJECT/SITE SPECIFIC REQUIREMENTS

The following is a list of specific activities and considerations that have been identified for the project and site and for which Risk Assessments, Standard Working Procedures (SWP), management and control measures and Method Statements (where necessary) have to be developed by the Principal Contractor:

- * Clearing & Grubbing of the Area/Site
- * Site Establishment including:
 - o Office/s
 - o Secure/Safe Storage and storage areas for materials, plant & equipment
 - o Ablution facilities
 - o Sheltered dining area
 - o Vehicle access to the site
- * Dealing with existing Structures.
- * Location of existing Services
- * Installation & Maintenance of Temporary Construction Electrical Supply, Lighting and Equipment
- * Adjacent Land uses/Surrounding property exposures
- * Boundary & Access control/Public Liability Exposures (Remember: the Employer is also responsible for the OH&S of non-employees affected by his/her work activities.)
- * Health risks arising from neighboring as well as own activities and from the environment e.g. threats by dogs, bees, snakes, lightning, allergies etc.
- * Exposure to Noise
- * Exposure to Vibration
- * Protection against dehydration and heat exhaustion
- * Protection from wet & cold conditions
- * Dealing with HIV/Aids and other diseases as per specific programme provided by the client and/or its Agent on its behalf
- * Use of Portable Electrical Equipment including:
 - o Angle grinder
 - o Electrical Drilling machine
 - o Skill saw
- * Excavations including:
 - o Ground/soil conditions
 - o Trenching
 - o Shoring
 - o Drainage
 - o Daily inspections
- * Welding including:

- Arc Welding
- Gas welding
- Flame Cutting
- Use of LP Gas torches and appliances
- * Loading & Offloading of Trucks
- * Aggregate/Sand and other Materials Delivery
- * Manual and Mechanical Handling
- * Lifting and Lowering Operations
- * Driving & Operation of Construction Vehicles and Mobile Plant including:
 - Trenching machine
 - Excavator
 - Bomag Roller
 - Plate Compactor
 - Front End Loader
 - Mobile Cranes and the ancillary lifting tackle
 - Parking of Vehicles & Mobile Plant
 - Towing of Vehicles & Mobile Plant
- * Use and Storage of Flammable Liquids and other Hazardous Substances – the client and/or its Agent on its behalf to be informed of this prior to commencing of the project
- * Layering and Bedding of trench floor
- * Installation of Pipes in trenches
- * Backfilling of Trenches
- * Protection against Flooding
- * Gabion work
- * Use of Explosives - the client and/or its Agent on its behalf to be informed of this prior to commencing of the project
- * Protection from Overhead Power Lines
- * As discovered by the Principal Contractor's hazard identification exercise
- * As discovered from any inspections and audits conducted by the Client and/or its Agent on its behalf or by the Principal Contractor or any other Contractor on site
- * As discovered from any accident/incident investigation.

13.1 The following are in particular requirements depending on scope of works and will form a basis for compliance audits.

1. Administrative & Legal Requirements
2. Education, Training & Promotion
3. Public Safety & Emergency Preparedness
4. Personal Protective Equipment
5. Housekeeping
6. Scaffolding, Formwork & Support work
7. Ladders
8. Electrical Safeguarding
9. Emergency/Fire Prevention & Protection
10. Excavations & Demolition
11. Tools
12. Cranes
13. Personnel & Material Hoists
14. Transport & Materials Handling
15. Site Plant & Machinery
16. Plant & Storage Yards/Site Workshops Specifics
17. Health & Hygiene

14. OUTLINED DATA, REFERENCES AND INFORMATION ON CERTAIN AND/OR SPECIFIC OBLIGATORY REQUIREMENTS TO ENSURE COMPLIANCE

14.1 Administrative & Legal Requirements

OHS Act Section/ Regulation	Subject	Requirements
Construction. Regulation 3	Notice of carrying out Construction work	Department of Labour notified Copy of Notice available on Site
General Admin. Regulation 4	*Copy of OH&S Act (Act 85 of 1993)	Updated copy of Act & Regulations on site. Readily available for perusal by employees.
COID Act Section 80	*Registration with Compens. Insurer	Written proof of registration/Letter of good standing available on Site
Construction. Regulation 4 & 5(1)	H&S Specification & Programmed	H&S Spec received from Client and/or its Agent on its behalf OH&S programme developed & Updated regularly
Section 8(2)(d) Construction. Regulation 7	*Hazard Identification & Risk Assessment	Hazard Identification carried out/Recorded Risk Assessment and – Plan drawn up/Updated RA Plan available on Site Employees/Sub-Contractors informed/trained
Section 16(2)	*Assigned duties (Managers)	Responsibility of complying with the OH&S Act assigned to other person/s by CEO.
Construction. Regulation 6(1)	Designation of Person Responsible on Site	Competent person appointed in writing as Construction Supervisor with job description
Construction. Regulation 6(2)	Designation of Assistant for above	Competent person appointed in writing as Assistant Construction Supervisor with job description
Section 17 & 18 General Administrative Regulations 6 & 7	*Designation of Health & Safety Representatives	More than 20 employees - one H&S Representative, one additional H&S Rep. for each 50 employees or part thereof. Designation in writing, period and area of responsibility specified in terms of GAR 6 & 7 Meaningful H&S Rep. reports. Reports auctioned by Management.
Section 19 & 20 General Administrative Regulations 5	*Health & Safety Committee/s	H&S Committee/s established. All H&S Reps shall be members of H&S Committees Additional members are appointed in writing. Meetings held monthly, Minutes kept. Auctioned by Management.
Section 37(1) & (2)	*Agreement with Mandatories/ (Sub-)Contractors	Written agreement with (Sub-)Contractors List of (Sub-)Contractors displayed. Proof of Registration with Compensation Insurer/Letter of Good Standing Construction Supervisor designated Written arrangements re. H&S Reps & H&S Committee Written arrangements re. First Aid
Section 24 & General Admin. Regulation 8 COID Act Sect.38, 39 & 41	*Reporting of Incidents (Dept. of Labour)	Incident Reporting Procedure displayed. All incidents in terms of Sect. 24 reported to the Provincial Director, Department of Labour, within 3 days. (Annexure 1?)(WCL 1 or 2) and to the Client and/or its Agent on its behalf Cases of Occupational Disease Reported Copies of Reports available on Site Record of First Aid injuries kept
General Admin. Regulation 9	*Investigation and Recording of Incidents	All injuries which resulted in the person receiving medical treatment other than first aid, recorded and investigated by investigator designated in writing. Copies of Reports (Annexure 1) available on Site Tabled at H&S Committee meeting Action taken by Site Management.
Construction. Regulation 8	Fall Prevention & Protection	Competent person appointed to draw up and supervise the Fall Protection Plan Proof of appointees competence available on Site

		Risk Assessment carried out for work at heights Fall Protection Plan drawn up/updated Available on Site
Construction. Regulation 8(5)	Roof work	Competent person appointed to plan & supervise Roof work. Proof of appointees competence available on Site Risk Assessment carried out Roof work Plan drawn up/updated Roof work inspect before each shift. Inspection register kept Employees medically examined for physical & psychological fitness. Written proof on site
Construction. Regulation 9	Structures	Information re. the structure being erected received from the Designer including: - geo-science technical report where relevant - the design loading of the structure - the methods & sequence of construction - anticipated dangers/hazards/special measures to construct safely Risk Assessment carried out Method statement drawn up All above available on Site Structures inspected before each shift. Inspections register kept
Construction. Regulation 10	Formwork & Support work	Competent person appointed in writing to supervise erection, maintenance, use and dismantling of Support & Formwork Design drawings available on site Risk Assessment carried out Support & Formwork inspected: - before use/inspection - before pouring of concrete - weekly whilst in place - before stripping/dismantling. - Inspection register kept
Construction. Regulation 14	Scaffolding	Competent persons appointed in writing to: - erect scaffolding (Scaffold Erector/s) - act as Scaffold Team Leaders - inspect Scaffolding weekly and after inclement weather (Scaffold Inspector/s) Written Proof of Competence of above appointees available on Site Copy of SABS 085 available on Site Risk Assessment carried out Inspected weekly/after bad weather. Inspection register/s kept
Construction. Regulation 11	Excavations	Competent person/s appointed in writing to supervise and inspect excavation work Written Proof of Competence of above appointee/s available on Site Risk Assessment carried out Inspected: - before every shift - after any blasting - after an unexpected fall of ground - after any substantial damage to the shoring - after rain. Inspections register kept Method statement developed where explosives will be/ are used
Construction. Regulation 19	Explosive Powered Tools	Competent person appointed to control the issue of the Explosive Powered Tools & cartridges and the service, maintenance and cleaning. Register kept of above Empty cartridge cases/nails/fixing bolts returns recorded Cleaned daily after use Work areas are demarcated!
Construction. Regulation 22/Electrical Machinery Regulations 9 & 10/	*Inspection & Maintenance of Electrical Installation & Equipment (including portable electrical tools)	Competent person appointed in writing to inspect/test the installation and equipment. Written Proof of Competence of above appointee available on Site. Inspections: - Electrical Installation & equipment inspected after installation,

Electrical Installation Regulations		after alterations and quarterly. Inspection Registers kept Portable electric tools, electric lights and extension leads must be uniquely identified/numbered. Weekly visual inspection by User/Issuer/Storeman. Register kept.
Construction. Regulation 26/ General Safety Regulation 8(1)(a)	*Designation of Stacking & Storage Supervisor.	Competent Person/s with specific knowledge and experience designated to supervise all Stacking & Storage Written Proof of Competence of above appointee available on Site
Construction. Regulation 27/ Environmental Regulation 9	*Designation of a Person to Co-ordinate Emergency Planning And Fire Protection	Person/s with specific knowledge and experience designated to co-ordinate emergency contingency planning and execution and fire prevention measures Emergency Evacuation Plan developed: - Drilled/Practiced - Plan & Records of Drills/Practices available on Site Fire Risk Assessment carried out All Fire Extinguishing Equipment identified and on <i>register</i> . Inspected weekly. Inspection Register kept Serviced annually
General Safety Regulation 3	*First Aid	Every workplace provided with sufficient number of First Aid boxes. (Required where 5 persons or more are employed) First Aid freely available Equipment as per the list in the OH&S Act. One qualified First Aider appointed for every 50 employees. (Required where more than 10 persons are employed) List of First Aid Officials and Certificates Name of person/s in charge of First Aid box/es displayed. Location of First Aid box/es clearly indicated. Signs instructing employees to report all Injuries/illness including first aid injuries
General Safety Regulation 2	Personal Safety Equipment (PSE)	PSE Risk Assessment carried out Items of PSE prescribed/use enforced Records of Issue kept Undertaking by Employee to use/wear PSE PSE remain property of Employer, not to be removed from premises GSR 2(4)
General Safety Regulation 9	*Inspection & Use of Welding/Flame Cutting Equipment	Competent Person/s with specific knowledge and experience designated to Inspect Electric Arc, Gas Welding and Flame Cutting Equipment Written Proof of Competence of above appointee available on Site All new vessels checked for leaks, leaking vessels NOT taken into stock but returned to supplier immediately Equipment identified/numbered and entered into a register Equipment inspected weekly. Inspection Register kept Separate, purpose made storage available for full and empty vessels
Hazardous Chemical Substances (HCS) Regulations Construction Regulation 23	Control of Storage & Usage of HCS and Flammables	Competent Person/s with specific knowledge and experience designated to Control the Storage & Usage of HCS (including Flammables) Written Proof of Competence of above appointee available on Site Risk Assessment carried out Register of HCS kept/used on Site Separate, purpose made storage available for full and empty containers
Vessels under Pressure Regulations	Vessels under Pressure (VUP)	Competent Person/s with specific knowledge and experience designated to supervise the use, storage, maintenance, statutory inspections & testing of VUP's Written Proof of Competence of above appointee available on Site Risk Assessment carried out Certificates of Manufacture available on Site Register of VUP's on Site Inspections & Testing by Approved Inspection Authority (AIA): - after installation/re-erection or repairs

		- every 36 months. - Register/Log kept of inspections, tests. Modifications & repair
General Safety Regulation 13A	Inspection of Ladders	Competent person appointed in writing to inspect Ladders Ladders inspected at arrival on site and weekly there after. Inspections register kept Application of the types of ladders (wooden, aluminium etc.) regulated by training and inspections and noted in register
General Safety regulation 13B	Ramps	Competent person appointed in writing to Supervise the erection & inspection of Ramps. Inspection register kept. Daily inspected and noted in register

14.2 Education & Training

Subject	Requirement
*Company OH&S Policy Section 7(1)	Policy signed by CEO and published/Circulated to Employees Policy displayed on Employee Notice Boards Management and employees committed.
*Company/Site OH&S Rules (Section 13(a))	Rules published Rules displayed on Employee Notice Boards Rules issued and employees effectively informed or trained: written proof Follow-up to ensure employees understand/adhere to the policy and rules.
*Induction & Task Safety Training (Section 13(a))	All new employees receive OH&S Induction Training. Training includes Task Safety Instructions. Employees acknowledge receipt of training. Follow-up to ensure employees understand/adhere to instructions.
*General OH&S Training (Section 13(a))	All current employees receive specified OH&S training: written proof Operators of Plant & Equipment receive specified training Follow-up to ensure employees understand/adhere to instructions.
*Occupational Health & Safety Promotion	<u>Incident Experience Board indicating e.g.</u> * No. of hours worked without an Injury * No. of days worked without an Injury Mission, Vision and Goal Star Grading - Board kept up to date. Safety Posters displayed & changed regularly Employee Notice Board for OH&S Notices. Site OH&S Competition. Company OH&S Competition. Participation in Regional OH&S Competition Suggestion scheme.

14.3 Public Safety, Security Measures & Emergency Preparedness

Subject	Requirement
*Notices & Signs	Notices & Signs at entrances / along perimeters indicating “ No Unauthorised Entry ”. Notices & Signs at entrance instructing visitors and non - employees what to do, where to go and where to report on entering the site/yard with directional signs. e.g. “ Visitors to report to Office ” Notices & Signs posted to warn of overhead work and other hazardous activities. e.g. General Warning Signs
Site Safeguarding Security Measures	Nets, Canopies, Platforms, Fans etc. to protect members of the public passing / entering the site. Access control measures/register in operation Security patrols after hours during weekends and holidays Sufficient lighting after dark Guard has access to telephone/ mobile/other means of emergency communication
Emergency Preparedness	Emergency contact numbers displayed and made available to Security & Guard Emergency Evacuation instructions posted up on all notice boards (including employees’ notice boards) Emergency contingency plan available on site/in yard Doors open outwards/unobstructed

Emergency Drill & Evacuation	Emergency alarm audible all over (including in toilets) Adequate No. of employees trained to use Fire Fighting Equipment. Emergency Evacuation Plan available, displayed and practiced. (See Section 1 for Designation & Register)
---	---

14.4 Personal Protective Equipment

Subject	Requirement
*PPE needs analysis	Need for PPE identified and prescribed in writing. PPE remain property of Employer, not to be removed from premises GSR 2(4)
*Head Protection	All persons on site wearing Safety Helmets including Sub-contractors and Visitors (where prescribed)
*Foot Protection	All employees on site wearing Safety Footwear including Gumboots for concrete / wet work and non-slip shoes for roof work. Visitors to wear same upon request or where prescribed
*Eye and Face Protection	Eye and Face (also Hand and Body) Protection (Goggles, Face Shields, Welding Helmets etc.) used when operating the following: <ul style="list-style-type: none"> * Jack/ Kango Hammers * Angle / Bench Grinders * Electric Drills (Overhead work into concrete / cement / bricks * Explosive Powered tools * Concrete Vibrators / Pokers * Hammers & Chisels * Cutting / Welding Torches * Cutting Tools and Equipment * Guillotines and Benders * Shears * Sanders and Sanding Machines * CO2 and Arc Welding Equipment * Skill / Bench Saws * Spray Painting Equipment etc.
*Hearing Protection	Hearing Protectors (Muffs, Plugs etc.) used when operating the following: <ul style="list-style-type: none"> * Jack / Kango Hammers * Explosive Powered Tools * Wood/Aluminium Working Machines e.g. saws, planers, routers
*Hand Protection	Protective Gloves worn by employees handling / using: <ul style="list-style-type: none"> * Cement / Bricks / Steel / Chemicals * Welding Equipment * Hammers & Chisels * Jack / Kango Hammers etc.
*Respiratory Protection	Suitable/efficient prescribed Respirators worn correctly by employees handling / using: <ul style="list-style-type: none"> * Dry cement * Dusty areas * Hazardous chemicals * Angle Grinders * Spray Painting etc.
*Fall Prevention Equipment	Suitable Safety Belts / Fall Arrest Equipment correctly used by persons working on / in unguarded, elevated positions e.g.: <ul style="list-style-type: none"> * Scaffolding * Riggers * Lift shafts * Edge work * Ring beam edges etc. Other methods of fall prevention applied e.g. catch nets
*Protective Clothing	All jobs requiring protective clothing (Overalls, Rain Wear, Welding Aprons etc.) Identified and clothing worn.
*PPE Issue & Control	Identified Equipment issued free of charge. All PPE maintained in good condition. (Regular checks). Workers instructed in the proper use & maintenance of PPE.

	Commitment obtained from wearer accepting conditions and to wear the PPE. Record of PPE issued kept on H&S File. PPE remain property of Employer, not to be removed from premises GSR 2(4)
--	--

14.5 Housekeeping

Subject	Requirement
*Scrap Removal System	All items of Scrap/Unusable Off-cuts/Rubble and redundant material removed from working areas on a regular basis. (Daily) Scrap/Waste removal from heights by chute/hoist/crane. Nothing thrown/swept over sides. Scrap disposed of in designated containers/areas Removal from site/yard on a regular basis.
Stacking & Storage (See Section 1 for Designation & Register)	<u>Stacking:</u> <ul style="list-style-type: none"> * Stable, on firm level surface/base. * Prevent leaning/collapsing * Irregular shapes bonded * Not exceeding 3x the base * Stacks accessible * Removal from top only. <u>Storage:</u> <ul style="list-style-type: none"> * Adequate storage areas provided. * Functional – e.g. demarcated storage areas/racks/bins etc. * Special areas identified and demarcated e.g. flammable gas, cement etc. * Neat, safe, stable and square. * Store/storage areas clear of superfluous material. * Storage behind sheds etc. neat/under control. * Storage areas free from weeds, litter etc.
*Waste Control/Reclamation	Re-usable off-cuts and other re-usable material removed daily and kept to a minimum in the work areas. All re-usable materials neatly stacked/stored in designated areas. (Nails removed/bent over in re-usable timber). Issue of hardware/nails/screws/cartridges etc. controlled and return of unused items monitored.
Sub-contractors (Housekeeping)	Sub-contractors required to comply with Housekeeping requirements.

14.6 Working at Heights (including roof work)

Subject	Requirement
Openings	Unprotected openings adequately guarded/fenced/barricaded/catch nets installed
	Roof work discontinued when bad/hazardous weather Fall protection measures (including warning notices) when working close to edges or on fragile roofing material Covers over openings in roof of robust construction/secured against displacement

14.7 Scaffolding / Formwork / Support Work

Subject	Requirement
Access/System Scaffolding	Foundation firm / stable Sufficient bracing. Tied to Structure/prevented from side or cross movement Platform boards in good condition/sufficient/secured. Handrails and toe boards provided. Access ladders / stairs provided. Area/s under scaffolding tidy. Safe/unsafe for use signs Complying with OH&S Act/SABS 085
Free Standing Scaffolding	Foundation firm / stable Sufficient bracing. Platform boards in good condition/sufficient/secured.

	Handrails and toe boards provided. Access ladders / stairs provided. Area/s under scaffolding tidy. Safe/unsafe for use signs Height to base ratio correct Outriggers used /tied to structure where necessary Complying with OH&S Act/SABS 085
*Mobile Scaffolding	Wheels / swivels in good condition Brakes working and applied. Height to base ratio correct. Outriggers used where necessary Complying with OH&S Act/SABS 085
Formwork / Support Work	All components in good condition. Foundation firm / stable. Adequate bracing / stability ensured. Good workmanship / uprights straight and plumb. Good cantilever construction. Safe access provided. Areas under support work tidy. Same standards as for system scaffolding.
Edges & Openings	Edges barricaded to acceptable standards. Manhole openings covered / barricaded. Openings in floor / other openings covered, barricaded/fenced. Stairs provided with handrails. Lift shafts barricaded / fenced off.

14.8 Ladders

Subject	Requirement
*Physical Condition / Use & Storage	Stepladders - hinges/stays/braces/stiles in order. Extension ladders - ropes/rungs/stiles/safety latch/hook in order. Extension / Straight ladders secured or tied at the bottom / top. No joined ladders used Wooden ladders are never painted except with varnish Aluminium ladders NOT to be used with electrical work All ladders stored on hooks / racks and not on ground. Ladders protrude 900 mm above landings / platforms / roof. Fixed ladders higher than 5 m have cages/Fall arrest system

14.9 Electricity (as part of, or additional to the manual "Safety & Switching Procedures for Electrical Installations"- see attached document)

Subject	Requirement
*Electrical Distribution Boards & Earth Leakage	Colour coded / numbered / symbolic sign displayed. Area in front kept clear and unobstructed. Fitted with inside cover plate / openings blanked off / no exposed "live" conductors / terminals/Door kept close Switches / circuit breakers identified. Earth leakage protection unit fitted and operating. Tested with instrument: Test results within 15 – 30 milliamps Aperture/Opening/s provided for the plugging in and removal of extension leads without the need to open the door Apertures and openings used for extension leads to be protected against the elements and especially rain
*Electrical Installations & Wiring	Temporary wiring / extension leads in good condition / no bare or exposed wires. Earthing continuity / polarity correct: Looking at the open connectors to connect the wiring, the word "Brown" has the letter 'R'

	<p>in it, so the b'R'own wire connects to the 'R'ight hand connector. "Blue" has the letter 'L' in it, so the b'L'ue wire connects to the 'L'eft hand connector.</p> <p>Cables protected from mechanical damage and moisture. Correct loading observed e.g. no heating appliance used from lighting circuit etc. Light fittings/lamps protected from mechanical damage/moisture. Cable arrestors in place and used inside plugs</p>
*Physical condition of Electrical Appliances & Tools	<p>Electrical Equipment and Tools: (includes all items plugging in to a 16 Amp supply socket)</p> <p>Insulation / casing in good condition. Earth wire connected/intact where not of double insulated design Double insulation mark indicates that no earth wire is to be connected. Cord in good condition/no bare wires/secured to machine & plug. Plug in good condition, connected correctly and correct polarity.</p>

14.10 Emergency and Fire Prevention and Protection

Subject	Requirement
*Fire Extinguishing Equipment	<p>Fire Risks Identified and on record</p> <p>The correct and adequate Fire Extinguishing Equipment available for:</p> <ul style="list-style-type: none"> * Offices * General Stores * Flammable Store * Fuel Storage Tank/s and catchment well * Gas Welding / Cutting operations * Where flammable substances are being used / applied. * Equipment Easily Accessible
*Maintenance	Fire equipment checked minimum monthly, serviced yearly
*Location & Signs	<p>Fire Extinguishing Equipment:</p> <ul style="list-style-type: none"> * Clearly visible * Unobstructed * Signs posted including "No Smoking" / "No Naked Lights" where required. (Flammable store, Gas store, Fuel tanks etc.)
* Storage Issue & Control of Flammables (incl. Gas cylinders)	<p>Storage Area provided for flammables with suitable doors, ventilation, bund etc.</p> <p>Flammable store neat / tidy and no Class A combustibles. Decanting of flammable substances carried out in ignition free and adequately ventilated area. Container bonding principles applied</p> <p>Only sufficient quantities issued for one task or one day's usage</p> <p>Separate, special gas cylinder store/storage area.</p> <p>Gas Cylinders stored / used / transported upright and secured in trolley/cradle/structure and ventilated.</p> <p>Types of Gas Cylinders clearly identified as well as the storage area and stored separately.</p> <p>Full cylinders stored separately from empty cylinders.</p> <p>All valves, gauges, connections, threads of all vessels to be checked regularly for leaks.</p> <p>Leaking acetylene vessels to be returned to the supplier IMMEDIATELY.</p>
*Storage, Issue & Control of Hazardous Chemical Substances (HCS)	<p>HCS storage principles applied: products segregated</p> <p>Only approved, non-expired HCS to be used</p> <p>Only the prescribed PPE shall be used as the minimum protection</p> <p>Provision made for leakage/spillage containment and ventilation</p> <p>Emergency showers/eye wash facilities provided</p> <p>HCS under lock & key controlled by designated person</p> <p>Decanted/issued in containers as prescribed with information/warning labels</p> <p>Disposal of unwanted HCS by accredited disposal agent</p> <p>No dumping or disposal of any HCS on or inside the storage area or anywhere else on the project site</p> <p>All vessels or containers to be regularly checked for leaks</p>

14.11 Excavations

Subject	Requirement
Excavations deeper than 1m.	Shored / Braced to prevent caving / falling in. Provided with an access ladder. Excavations guarded/barricaded/lighted after dark in public areas Soil dumped at least 1 m away from edge of excavation On sloping ground soil dumped on lower side of excavation All excavations are subject to daily inspections

14.12 Tools

Subject	Requirement
*Hand Tools	<p><u>Shovels / Spades / Picks:</u></p> <ul style="list-style-type: none"> * Handles free from cracks and splinters * Handles fit securely * Working end sharp and true <p><u>Hammers:</u></p> <ul style="list-style-type: none"> * Good quality handles, no pipe or reinforcing steel handles. * Handles free from cracks and splinters Handles fit securely <p><u>Chisels:</u></p> <ul style="list-style-type: none"> * No mushroomed heads / heads chamfered * Not hardened * Cutting edge sharp and square <p><u>Saws:</u></p> <ul style="list-style-type: none"> * Teeth sharp and set correctly * Correct saw used for the job
*Explosive Powered Tools.	<p>Only used by trained / authorised personnel.</p> <p>Prescribed warning signs placed / displayed where tool is in use.</p> <p>Work area must be properly isolated/demarcated during use of tool.</p> <p>Inspected at least monthly by competent person and results recorded.</p> <p>Issue and return recorded including cartridges / nails and unused cartridges / nails / empty shells recorded.</p> <p>Cleaned daily after use.</p>

14.13 Transport & Materials Handling Equipment

Subject	Requirement
*Site Vehicles	<p>All Site Vehicles, Dumpers, Bobcats, Loaders etc; checked daily before use by driver / operator.</p> <p>Inventory of vehicles used/operated on site</p> <p>Inspection by means of a checklist / results recorded.</p> <p>No persons riding on equipment not designed or designated for passengers.</p> <p>Site speed limit posted, enforced and not exceeded.</p> <p>Drivers / Operators trained / licensed and carrying proof.</p> <p>No unauthorised persons allowed to drive / operate equipment.</p>
Conveyors	<p>Conveyor belt nip points and drive gear guarded.</p> <p>Emergency stop/lever/brake fitted, clearly marked & accessible and tested to be functional under full load.</p>

14.14 Site Plant and Machinery

Subject	Requirement
Brick Cutting Machine	Operator Trained. Only authorised persons use the machine. Emergency stop switch clearly marked and accessible. Area around the machine dry and slip/trip free/clear of off-cuts All moving drive parts guarded/electrical supply cable protected Operator using correct PPE - eye/face/hearing/foot/hands/body.
*Electric Arc Welder	Welder Trained. Only authorised / trained persons use welder. Earth cable adequately earthed to work. Electrode holder in good condition/safe Cables, clamps & lugs/connectors in good condition. Area in which welding machine is used is dry/protected from wet. Welder using correct PPE - eye/ face/foot/body/respirator. Correct transparent screens & warning signs placed
*Compressors	Relief valves correctly set and locked / sealed. Maximum Safe Working Pressure (MSWP) indicated on face of pressure gauge: not on glass cover. All drives adequately guarded. Receiver/lines drained daily Hoses good condition/clamped, not wired Compressed air NEITHER used to dust off clothing/PPE/ and work areas NOR on bare skin
Concrete Mixer / Batch Plant	Top platform provided with guardrails. Dust abatement methods in use. Operators using correct PPE - eye / hands / respirators. All moving drive parts guarded. Emergency stops identified / indicated and accessible. Area kept clean/dry/and free from tripping and slipping hazards. Operators overseer identified and crane signals displayed and used.
*Gas Welding / Flame Cutting Equipment	Only authorised/trained persons use the equipment. Torches and gauges in good condition. Flashback arrestors fitted at cylinders and gauges. Hoses in good condition/correct type/all connections with clamps Cylinders stored, used and transported in upright position, secured in trolley / cradle / to structure. All cylinders regularly checked for leaks, leaking cylinders returned immediately Fire prevention/control methods applied/hot work permits.

14.15 Plant & Storage Yards/Site Workshops Specifics

Subject	Requirements
Section 8(2)(1) General Machinery Regulation 2(1): Supervision of the Use & Maintenance of Machinery	Person/s with specific knowledge and experience designated in writing to Supervise the Use & Maintenance of Machinery Critical items of Machinery identified/numbered/placed on register/inventory Inspection/maintenance schedules for abovementioned Inspections/maintenance carried out to above schedules Results recorded
General Machinery Regulation 9(2): Notices re. Operation of Machinery	Schedule D Notice posted in Work areas
Vessels under Pressure Regulation 13(1)(b): Supervision of the Use & Maintenance of Vessels under Pressure (VuP)	Person/s with specific knowledge and experience designated in writing to Supervise the Use & Maintenance of VuP's VuP's identified/numbered/placed on register/Manufacturers plate intact Inspection/maintenance schedules for abovementioned Inspections/maintenance carried out to above schedules Results recorded/Test certificates available

Lock-out Procedure	Lock-out procedure in operation
Ergonomics	Ergonomics survey conducted – results on record Survey results applied
Demarcation & Colour Coding	Demarcation principles applied All services, pipes, electrical installation, stop-start controls, emergency controls etc. colour coded to own published or SABS standard Employees trained to identify colour coding
Portable & Bench Grinders	Area around grinder clear/trip/slip free Bench grinders mounted securely - grinder generally in good condition - no excessive vibration On/Off switch/button clearly demarcated/accessible Adequate guards in place Toolrest – secure/square/max. 2 mm gap, perpendicular to drive shaft Stone/disk - correct type and size/mounted correctly/dressed Use of Eye protection enforced
Battery Storage & Charging	Adequately ventilated, ignition free room/area/no smoking sign/s Batteries placed on rubber/wooden surface Emergency shower/eye wash provided No acid storage in area Prescribed methods in place and adhered to when charging batteries
Ancillary Lifting Equipment	Chain Blocks/Tirfors/jacks/mobile gantries etc. identified/ numbered on register Chains in good condition/links no excessive wear/checked daily Lifting hooks – throat pop marked/safety latch fitted SWL/MML marked/displayed
Presses/Guillotines/ Shears	Only operated by trained/authorised persons Interlocks/lock-outs fitted/PPE worn or used at all times

14.16 Workplace Environment, Health and Hygiene

Subject	Requirement
*Lighting	Adequate lighting in places where work is being executed e.g. stairwells and basements. Light fittings placed / installed causing no irritating/blinding glare. Stroboscopic effect eliminated (not only reduced) where moving objects or machinery is used
*Ventilation	Adequate ventilation / extraction / exhausting in hazardous areas e.g. chemicals / adhesives / welding / petrol or diesel/ motors running and in confined spaces / basements.
*Noise	Tasks identified where noise levels exceeds 85 dB at any one time. All reasonable steps taken to reduce noise levels at the source. Hearing protection used where noise levels could not be reduced to below 85 dB.
*Heat Stress	Measures in place to prevent heat exhaustion in heat stress problem areas e.g. steel decks, when the WBGT index reaches 30. (See Environmental Regulation 4) Cold drinking water readily available at all times.
*Ablutions	Sufficient hygiene facilities provided - 1 toilet per 30 employees (National Building Regulations prescribe chemical toilets for Construction sites) Toilet paper available. Sufficient showers provided. Facilities for washing hands provided Soap/cleaning agent available for washing hands Means of drying hands available Lock-up changing facilities / area provided. Ablution facilities kept hygienic and clean.
*Eating / Cooking Facilities	Adequate storage facilities provided. Weather protected eating area provided, separate from changing area Refuse bins with lids provided. Facilities kept clean and hygienic.
*Pollution of Environment	Measures in place to minimize dust generation. Accumulation or littering of empty cement pockets, plastic wrapping / bags, packing materials etc. prevented. Spillage / discarding of oil, chemicals and diesel into storm water and other drains or into

	existing or newly dug holes/cavities on site expressly prohibited.
*Hazardous Chemical Substances	All substances identified and list available e.g. acids, flammables, poisons etc. Material Safety Data Sheets (MSDS) indicating hazardous properties and emergency procedures in case of incident on file and readily available. Substances stored safely. Expiry dates meticulously checked where applicable

15. THE PRINCIPAL CONTRACTOR'S GENERAL DUTIES

The Principal Contractor shall at all times maintain his status of an "employer" as referred to in the Act, and will abide by his/her responsibilities, duties and functions as per the requirements of the Act and Regulations with specific reference to Section 8 of the Act.

The Principal Contractor shall keep, and on demand make available, a copy of the Act on site at all times and in addition to that he/she will introduce and maintain a file titled "Health and Safety File", or other record in permanent form, which shall contain all relevant aspects and information as contemplated in the Construction Regulations. He/she will make this file available to the client or his representative whenever necessary or on request to an interested party.

16. THE PRINCIPAL CONTRACTOR'S SPECIFIC DUTIES

The Principal Contractor's specific duties in terms of these specifications are detailed in the Construction Regulations as published under government notice No.R1010 dated 18 July 2003.

The Principal Contractor is specifically referred to the following elements of the Construction Regulations:

- Regulation No. 1 - Definitions
- Regulation No. 2 - Scope of application
- Regulation No. 3 - Notification of construction work
- Regulation No. 5 - Principal Contractor and Contractor
- Regulation No. 6 - Supervision of construction work
- Regulation No. 7 - Risk Assessment
- Regulation No. 26 - Stacking & Storage on construction sites
- Regulation No. 28 - Construction welfare facilities
- Regulation No. 29 - Approved Inspection authorities
- Regulation No. 30 - Offences and penalties

The Principal Contractor shall ensure compliance to the Act and its Regulations and specifically to the above regulations, and document each record in the Health and Safety File.

17. THE PRINCIPAL CONTRACTOR'S SPECIFIC RESPONSIBILITIES WITH REGARD TO HAZARDOUS ACTIVITIES

The following activities are identifiable as hazardous in terms of the Construction Regulations. The contractor shall execute the activities in accordance with the following Construction Regulations and other applicable regulations of the Act:

- Regulation No. 8 - Fall protection
- Regulation No. 9 - Structures
- Regulation No. 10 - Formwork and support work
- Regulation No. 11 - Excavation work
- Regulation No. 12 - Demolition work

Regulation No. 13	- Tunneling
Regulation No. 14	- Scaffolding
Regulation No. 15	- Suspended platforms
Regulation No. 16	- Boatswain's chairs
Regulation No. 17	- Material hoists
Regulation No. 18	- Batch plants
Regulation No. 19	- Explosive powered tools
Regulation No. 20	- Cranes
Regulation No. 21	- Construction vehicles & mobile plant.
Regulation No. 22	- Electrical installations and machinery on construction sites
Regulation No. 23	- Use and temporary storage of flammable liquids on construction sites
Regulation No. 24	- Water environments
Regulation No. 25	- Housekeeping on construction sites
Regulation No. 27	- Fire precautions on construction sites.

All these will be read in conjunction with the relevant regulations and health and safety standards as required by the Act. All documents and records required by the Construction Regulations will be kept in the Health and Safety File and will be made available at any time when required by the client or his representative, or on request to an interested party.

18. GENERAL NOTES TO THE PRINCIPAL CONTRACTOR

Legal Framework

Part of legal obligations

The more important Acts and relevant subordinate/secondary legislation as well as other (inter alia Local Government) legislation that also apply to the State as well as to State owned buildings and premises: -

- (i) The latest issue of SABS 0142: "Code of Practice for the Wiring of Premises"
- (ii) The Local Government Ordinance 1939 (Ordinance 17 of 1939) as amended and the municipal by-laws and any special requirements of the local supply authority
- (iii) The Fire Brigade Services Act 1987, Act 99 of 1987 as amended
- (iv) The National Building Regulations and Building Standards Act 1977 (Act 103 of 1977) as amended and relevant proclaimed Regulations (SABS 0400)
- (v) The Post Office Act 1958 (Act 44 of 1958) as amended
- (vi) The Electricity Act 1984, Act 41 of 1984
- (vii) The Regulations of Local Gas Board(s)
- (viii) Legislation pertaining to water usage and the environment
- (ix) Legislation governing the use of equipment, which may emit radiation (e.g. X-Rays etc.)
- (x) Common Law

19. HOUSE KEEPING

Good housekeeping will be maintained at all times as per Construction Regulation No. 25. Poor housekeeping contributes to three major problems, namely, costly or increased accidents, fire or fire hazards and reduction in production. Good housekeeping will enhance production time.

Particular emphasis is to be placed on the following crucial elements of a construction site:

- Phase priorities and production/plant layout
- Enclosures
- Pits, openings and shoring

- Storage facilities
- Effective, sufficient and maintained lighting or illumination
- Principal sources of injuries e.g. stairways, runways, ramps, loose building material
- Oil, grease, water, waste, rubble, glass, storm water
- Colour coding
- Demarcations
- Pollution
- Waste disposal
- Ablution and hygiene facilities
- First aid

In promotion of environmental control all waste, rubble, scrap etc, will be disposed of at a registered dump site and records will be maintained. Where it is found to be impractical to use a registered dump site or it is not available, the Principal Contractor will ensure that the matter is brought to record with the client or his representative, after which suitable, acceptable alternatives will be sought and applied.

Dross and refuse from metals, and waste matters or by-products whose nature is such that they are poisonous or capable of fermentation, putrefaction or constituting a nuisance shall be treated or disposed of by methods approved of by an inspector.

NOTE: No employer (Principal Contractor) shall require or permit any person to work at night or after hours unless there is adequate, suitable artificial lighting.

20. LOCKOUT SYSTEMS

A system of control shall be established in order that no unauthorized person can energize a circuit, open a valve, or activate a machine on which people are working or doing maintenance, even if equipment, plant or machinery is out of commission for any period, thus eliminating injuries and damage to people and equipment as far as is reasonably practicable.

Physical/mechanical lock-out systems shall be part of the safety system and included in training. Lockouts shall be tagged and the system tested before commencing with any work or repairs.

21. INCIDENT INVESTIGATION

Inspection and reporting is the best way in which a responsible contractor can control his area of responsibility. All incidents therefore, whether it gave rise to loss, injury, damage or not, shall be investigated and the results recorded in the Health and Safety File. (attached GAR 9)

22. GENERAL

The project under control of the Principal Contractor shall be subject to periodic health and safety audits that will be conducted by the client at intervals agreed upon between the Principal Contractor and the client, provided such intervals will not exceed periods longer than one month. The Principal Contractor is to ensure that he/she and all persons under his control on the construction site shall adhere to the above specifications, as non-conformance will lead to the client taking action as directed by Construction Regulation 4.1(e). The Principal Contractor should note that he/she shall be held liable for any anomalies including costs and resulting deficiencies due to delays caused by non-conformance and/or non-compliance to the above Health and Safety Specifications and the Health and Safety Plan based on these specifications.

23. IMPORTANT LISTS AND RECORDS TO BE KEPT

The following are lists of several records that are to be kept in terms of the Construction Regulations. The lists are:

- 1 List of appointments
- 2 List of record keeping responsibilities
- 3 Inspection checklist

These lists and documents are to be used as a point of reference to determine which components of the Act would be applicable to a particular site or task or project, as was intended under paragraph 1 ("Preamble") above.

1. LIST OF APPOINTMENTS

<i>ITEM</i>	REGULATION	APPOINTMENT	RESPONSIBLE PERSON
1.	4(1)(c)	Principal contractor for each phase or project	Client
2.	5.(3)(b)	Contractor	Principal Contractor
3.	5(11)	Contractor	Contractor
4.	6(1)	Construction supervisor	Contractor
5.	6(2)	Construction supervisor sub-ordinates	Contractor
6.	6(6)	Health and Safety Officer	Contractor
7.	7(1)	Person to Carry Out Risk Assessment	Contractor
8.	7(4)	Trainer/Instructor	Contractor
9.	8(1)(a)	Fall Protection Planner	Contractor
10.	10 (a)	Formwork & Support Work Supervisor	Contractor
11.	10(e) + (f)	Formwork & Support Work Examiner	Contractor
12.	11(1)	Excavation Supervisor	Contractor
13.	11(3)(b)(ii)(b)	Professional Engineer or Technologist	Contractor
14.	11(3)(k)	Explosives Expert	Contractor
15.	12(1)	Supervisor Demolition Work	Contractor
16.	12(2) + (3)	Demolition Expert	Contractor
17.	12(11)	Explosives Expert	Contractor
18.	14(2)	Scaffold Supervisor	Contractor
19.	15(1)	Suspended Platform Supervisor	Contractor
20.	15(2)(c)	Compliance Plan Developer	Contractor
26.	19(2)(b)	Power Tool Expert	Contractor
27.	19.2 (g) (i)	Power Tool Controller	Contractor
31.	22(d)	Temporary Electrical Installations Inspector	Contractor
32.	22 (e)	Temporary Electrical Installations Controller	Contractor
33.	26 (a)	Stacking and Storage Supervisor	Contractor
34.	27 (h)	Fire Equipment Inspector	Contractor

2. LIST OF RECORD KEEPING RESPONSIBILITIES

<i>ITEM</i>	<i>CR</i>	<i>RECORD TO BE KEPT</i>	RESPONSIBLE PERSON
1.	3(3)	Notification to Provincial Director – Annexure A Available on site	Principal Contractor
2.	4(3)	Copy of Principal Contractor's Health & Safety Plan Available on request	Client
3.	5(6)	Copy of Principal Contractor's Health & Safety Plan As well as each Contractor's Health & Safety Plan Available on request	Principal Contractor
4.	5(7)	Health and Safety File opened and kept on site (including all documentation required i.t.o. OHS&A & Regulations Available on request	Every Contractor
5.	5(8)	Consolidated Health and Safety File handed to Client on completion of Construction work. To include all documentation required i.t.o. OHS&A & Regulations and records of all drawings, designs, materials used and similar information on the structure	Principal Contractor
6.	5(9)	Comprehensive and Updated List of all Contractors on site, the agreements between the parties and the work being done Included in Health and Safety file and available on request	Principal Contractor
7.	6(7)	Keep record on the Health and Safety File of the input by Construction Safety Officer [CR 6 (7)] at design stage or on the Health and Safety Plan	Contractor
8.	7(2)	Risk Assessment - Available on site for inspection	Contractor
9.	7 (9)	Proof of Health and Safety Induction Training	Every Employee on site
10.	8(3)	Construction Supervisor [CR 6(1)] has latest updated version of	Contractor

		Fall Protection Plan [CR 8(1)]	
11.	9(2)(b)	Inform contractor in writing of dangers and hazards relating to construction work	Designer of Structure
12.	9(3)	All drawings pertaining to the design of structure On site available for inspection	Contractor
13.	9(4)	Record of inspections of the structure [First 2 years – once every 6 months, thereafter yearly] - Available on request	Owner of Structure
14.	9(5)	Maintenance records - safety of structure - Available on request	Owner of Structure
15.	10(d)	Drawings pertaining to the design of formwork/support work structure - Kept on site, available on request	Contractor
16.	11(3)(h)	Record of excavation inspection - On site available on request	Contractor
17.	17(8)(c)	Material Hoist daily inspection entered and signed in record book kept on the premises	Contractor
18.	17(8)(d)	Maintenance records for Material Hoist - Available on site	Contractor
19.	22(d)	Record of temporary electrical installation inspections [once a week] and electrical machinery [daily before use] in a register and kept on site	Contractor
20.	27(l)	Fire Evacuation Plan	Contractor

3. INSPECTION CHECKLIST

Employer Particulars	
Employer:	
Registered Name of Enterprise:	
Trade Name of Enterprise:	
Company Registration No.:	
SARS Registration No.:	
UIF Registration No.:	
COIDA Registration No.:	
Relevant SETA for EEA purposes:	
Industry Sector:	
Bargaining Council:	
Contact Person:	
Address of Premises:	
Postal Address:	
Telephone Number:	
Fax Number:	
E-mail Address:	
Chief Executive Officer:	
Chief Executive Officer Address:	
Competent Person:	
Maximum power demand: in KW	
Health and Safety Representatives:	
Activities, products manufactured and/ services rendered:	
Raw materials, materials and chemical/ biological substances:	
Total Number of Employees:	Male: Female:

Contractor Particulars	
Contractors:	
Site Address:	
Contracts Manager:	
Managing Director:	
Competent Persons:	
CR14: SCAFFOLDING:	
CR15: SUSPENDED SCAFFOLDING:	
CR17(6): MATERIAL HOIST (S):	
CR18(1): BATCH PLANT:	
CR8(1)(a): FALL PROTECTION:	
CR11(1)(1): EXCAVATION WORK:	
CR12: DEMOLITION WORK:	
CR19(2)(b): EXPLOSIVE POWER TOOLS	
CR26(a): STACKING	

INSPECTION				
SECTION/REGS	ITEM CHECKED	N/A	YES	NO
	APPOINTMENTS			
CR6(1)	Supervisor:			
CR6(2)	Assistant Supervisor:			
S17(1)	Health & Safety Representative: (ratio)			
S19(1)	Health & Safety Committees			
CR 12(1)	Demolition Director			
	DOCUMENTS			
GAR 9(1)	Records of Incidents			
GAR 4	Copy of the Act			
GAR 7	Safety Reps Report			
GAR 8	Safety Committee Minutes			
DMR 18(7)	Lifting Machinery Log (Crane)			
CR 3(3)	Notification of Construction Work			
CR 7(2)	Risk Assessment			
CR 7(9)(e)	Proof of the Health & Safety Induction Training			
CR 11(13)(h)	Inspection of Excavation (Records)			
CR 20(g)	Crane Operator Medical Certificate			
CR 21(11)	Mobile Plant Operator Medical Certificate			
CR 18(9)	Batch Plant Repairs & Maintenance Records			
CR22(d)	Temporary Electrical Installation Record			
CR 5(7)	Health & Safety File			
CR 15(11)	Suspended Platforms' Performance Records			
CR 17(b)& (c)	Material Hoists Record Book			
IMPROV NOTICE	Scaffolding Log Book			
CR 21(1)(d)(ii)	Medical Certificate of Fitness			

CR 21(1)(I)	Construction Vehicle & Mobile Plant Register			
CR 22(d)	Electrical Installation & Machinery Register			
	INCIDENTS			
GAR 8(1) S24	Reported			
GAR 9(1)	Recorded Investigated Action Taken			
	PUBLIC SITE			
FR 2(1)	Sanitary Facilities			
CR 28(1) (c)	Changing Facilities for each sex			
CR 25(d)	Perimeter fence & no admittance			
CR 25(e)	Overhead protection netting/falling objects			
NB Notice	Pedestrian warning			
	PERSONAL SAFETY EQUIPMENT			
	Items Issued:			
GSR 2(3)	Items Required:			
S23	(What is the payment on each item?)			
	SAFETY PLANS			
	FIRST AID			
GSR 3(6)	Name(s) of First Aider (s):			
CR 4(1)(3)	Client's Health & Safety Specification			
CR5	Principal's contractor H&S Plan			
	FIRE HAZARD & PRECAUTIONS			
GSR 4	Flammables used, waste, hot work, diesel			
ER 9(1)	Portable Extinguishers			
	ELECTRICAL INSTALLATIONS & MACHINERY			
CR22	Guarding & PPE to Electrical Installations			
	ILLUMINATION			
ER 3(6)	Dangerous Places			
	Housekeeping			
ER6(2)(b),(c),(d)	Clear space storage			
ER6(3)	Disposal of waste			
	EXCAVATIONS			
CR 11(3)(l)	Barricades			
CR 11(3)(c)	Safe Depth Shoring/Bracing			
CR 11(1)(a)	Monitored			
CR 11(3)(h)	Excavation Inspection Record			
	GUARDING			
ER 6(2)(f)	Floor Openings			
	Floor slab sides, Shafts			
	SITE EQUIPMENT			
GSR 13A(a)	Ladders condition, secured			

IMPROV	Scaffold condition, secured			
	Platforms no. of boards condition Support 1.25. Toe Boards			
IMPROV	Hand Rails			
	SITE MACHINES			
DMR 3(2)(3)	Circulars, guards, riving knives			
DMR 2(a)	Mixers guarded			
	ELECTRIC POWER			
EMR 6(1)	Supply Board, condition E.L Relay Test			
GMR 3(1)	Condition of Tools, Leads, Plugs, etc			
	LIFTING MACHINE/TACKLE			
DMR 18(8)	Lifting of persons			
DMR 18(8)	Condition, Securing of Load			
	EXPLOSIVE POWERED TOOLS			
CR 19(1)	Safe Use and Storage			
IMPROV	Warning Notice			
	ROOF WORK			
CR 8(1)	Safety equipment & precautions			
CR 8(2)	Fall protection plan			
CR 8(3)	Updated fall protection plan			
	ASBESTOS CEMENT			
AR 10(a)	Suitable Tools			

WARNING: Under no circumstances shall any work of any nature whatsoever on any ASBESTOS material be undertaken unless the work is entrusted and mandated to a “REGISTERED ASBESTOS CONTRACTOR” in terms of the Asbestos Regulations. [CR 12(9)] (plse. contact the Regional Manager’s Office)

**24. HEALTH AND SAFETY FILE COMPILATION AND CONTENT
(Document attached)**

**25. SAFETY AND SWITCHING PROCEDURES FOR ELECTRICAL
INSTALLATIONS (Document attached)**

NOTE:

The guidelines and conditions provided in this attached document form an integral constituent of the Health and Safety Specifications. It is therefore a condition of acceptance that no Health and Safety Plan shall be complete unless all relevant elements of this document applicable to the above project have been included in the Health and Safety Plan. The final approval of the Health and Safety Plan in terms of CR 4(2) shall be subject to this requirement based on the following certification by the Principal Contractor or his Agent:

“ I hereby certify that I have taken cognisance of the content of the document titled ‘SAFETY AND SWITCHING PROCEDURES FOR ELECTRICAL INSTALLATIONS’ and have included the relevant elements of the document applicable to the above project in my Health and Safety Plan and shall ensure adherence to the requirements thereof.”

The contents of CR 5 is pivotal when mandatory appointments are contemplated.

**26. GUIDE TO THE GENERAL ADMINISTRATIVE REGULATIONS
(Document attached)**

**27. IMPORTANT CONTACT DETAILS (HEALTH & SAFETY ONLY) (Document
attached)**

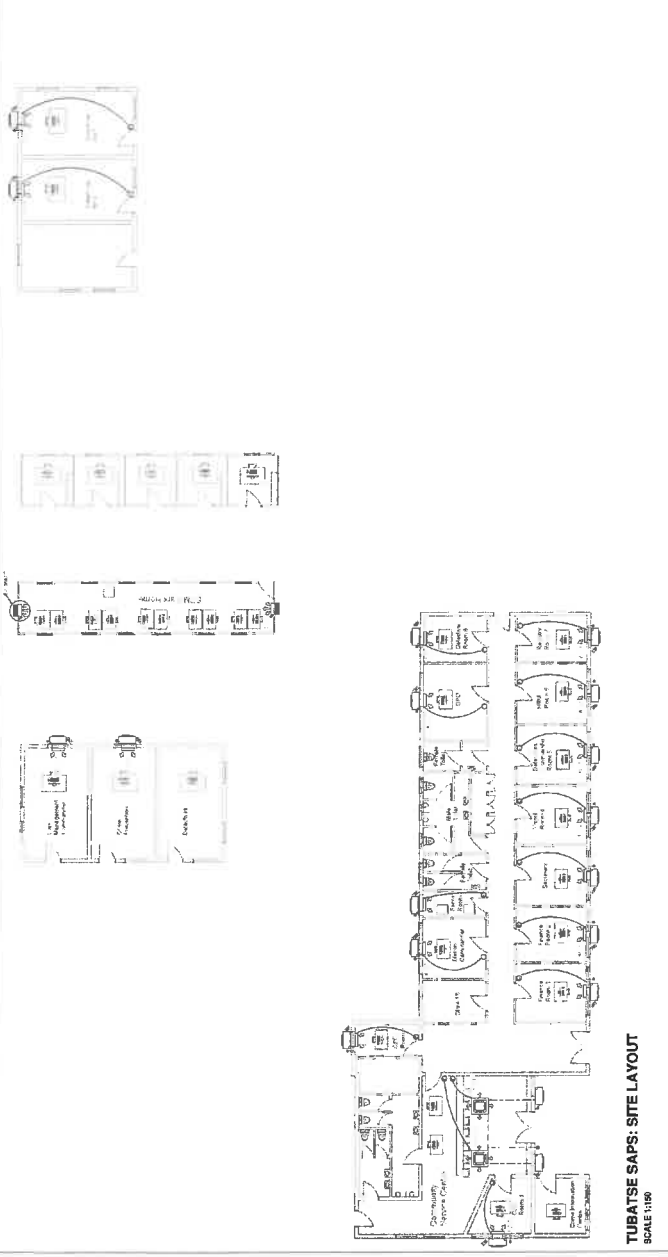
ATTACHMENTS

14. **HEALTH AND SAFETY FILE COMPILATION AND CONTENT**


15. **SAFETY AND SWITCHING PROCEDURES FOR ELECTRICAL INSTALLATIONS**

16. **GUIDE TO THE GENERAL ADMINISTRATIVE REGULATIONS**

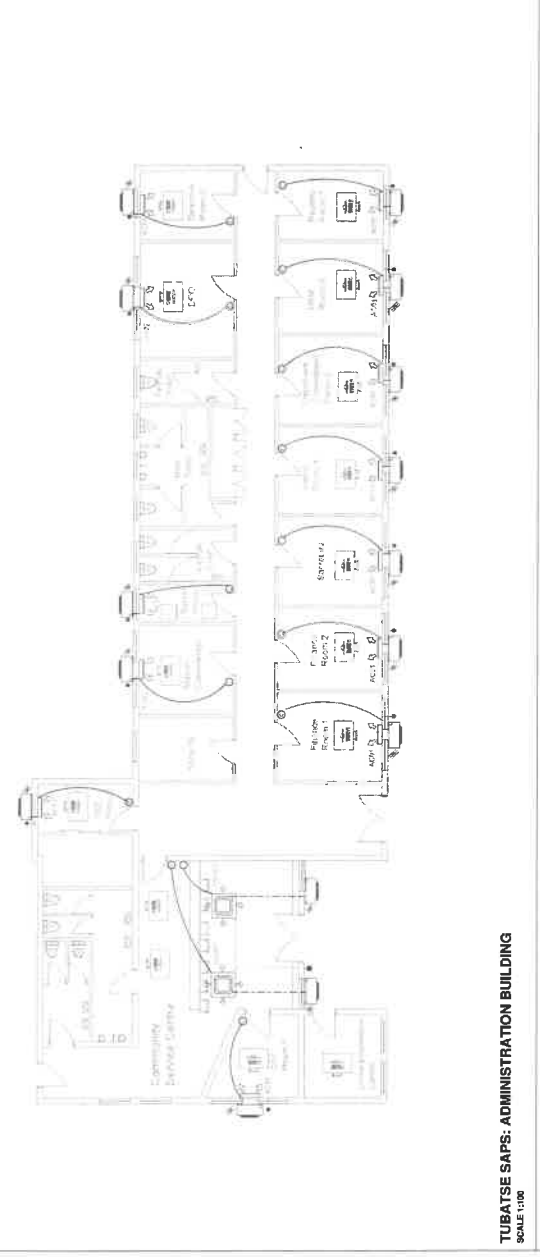
17. **IMPORTANT CONTACT DETAILS - HEALTH & SAFETY ONLY**




TUBATSE SAPS: SITE LAYOUT
SCALE 1:100



TUBATSE SAPS: PARK HOMES
SCALE 1:100



TUBATSE SAPS: ADMINISTRATION BUILDING
SCALE 1:100



TUBATSE SAPS: DETECTIVES OFFICES
SCALE 1:100

TUBATSE HVAC SCHEDULE

TYPE MARK	TYPE	SIZE (H x W x D) [mm]	COOLING CAPACITY [kW]	HEATING CAPACITY [kW]	PHASE VOLTAGE/Hz	QTY
CSU 01	CASSETTE UNIT	840 x 840 x 240	7.0	7.0	3/415/50	2
AC 01	MIDWALL UNIT	843 x 180 x 275	2.6	2.6	3/415/50	11
AC 02	MIDWALL UNIT	843 x 180 x 275	3.5	3.5	3/415/50	4
AC 03	MIDWALL UNIT	1008 x 224 x 319	5.3	5.3	3/415/50	2
COU 01	CONSOLE UNIT	400 x 400 x 550	5.3	5	3/415/50	1

NOTES:

- This drawing may only be used for HVAC services.
- To prepare his commissioning drawings, the HVAC contractor must refer to the relevant drawings and specifications and ensure that the design drawings pertaining to the works and that comply with the general arrangement of all other services and ensure that in filing his work it will not obstruct the filing or future maintenance of other services.
- Any in-carries must be brought to the attention of the mechanical engineer in writing.
- The HVAC contractor is responsible for correct field dimensions, clearances and heights, quantities, fabrication processes and techniques of construction & co-ordination of his work with that of all other trades providing all devices necessary for safe and satisfactory operation.
- Final site measurements must be made by the HVAC sub-contractor before manufacturing or ordering of any equipment.
- All air diffusion equipment to be provided created to an architect approved design.
- All specified equipment must be installed according to manufacturer's identification.
- All HVAC equipment to be protected against vibrations by means of anti-vibration mountings.
- The main contractor shall be responsible for all openings in walls, ceiling and doors for HVAC items of equipment.
- Where necessary, the contractor shall provide suitable openings in walls, ceiling and doors for HVAC items of equipment.
- Exposed pipes and wiring to run in trunking.
- Drawings must be read in conjunction with the relevant HVAC specification and legend sheet.
- All outdoor condenser units are to be wall mounted using metal brackets.

REVISION NUMBER	DATE	BY	DESCRIPTION
1			
2			
3			
4			
5			
6			
7			
8			
9			
10			
11			
12			
13			
14			
15			
16			
17			
18			
19			
20			

Legend

- CONDENSER UNIT
- MIDWALL UNIT
- CASSETTE UNIT
- CONDENSATE PUMP
- REFRESHMENT PIPES
- CONDENSATE DRAIN POINT
- THREE PHASE SOLUTION
- WIND CONTROLLER
- CONSOLE UNIT

Client Information

Project Information

Contract Information

Revision History

Approval

Scale

Sheet Number

Total Sheets

Project Name

Project Address

Project Reference

Project Start Date

Project End Date

Project Manager

Project Engineer

Project Designer

Project Checker

Project Approver

Project Date

Project Status

Project Location

Project Client

Project Contact

Project Phone

Project Email

Project Website

Project Logo