
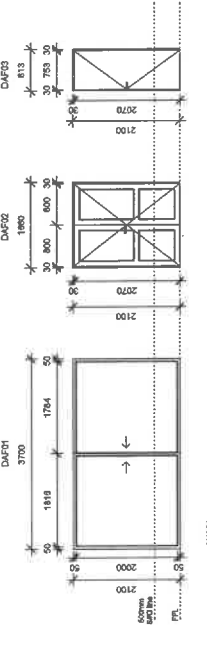


**DRAWINGS: ARCHITECTURAL, ELECTRICAL &  
MECHANICAL**

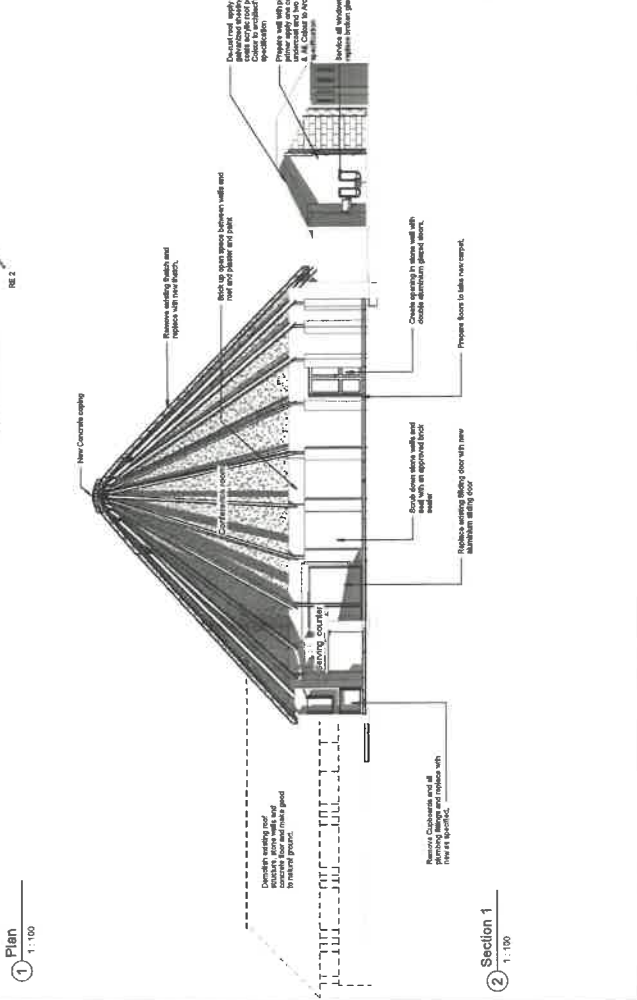
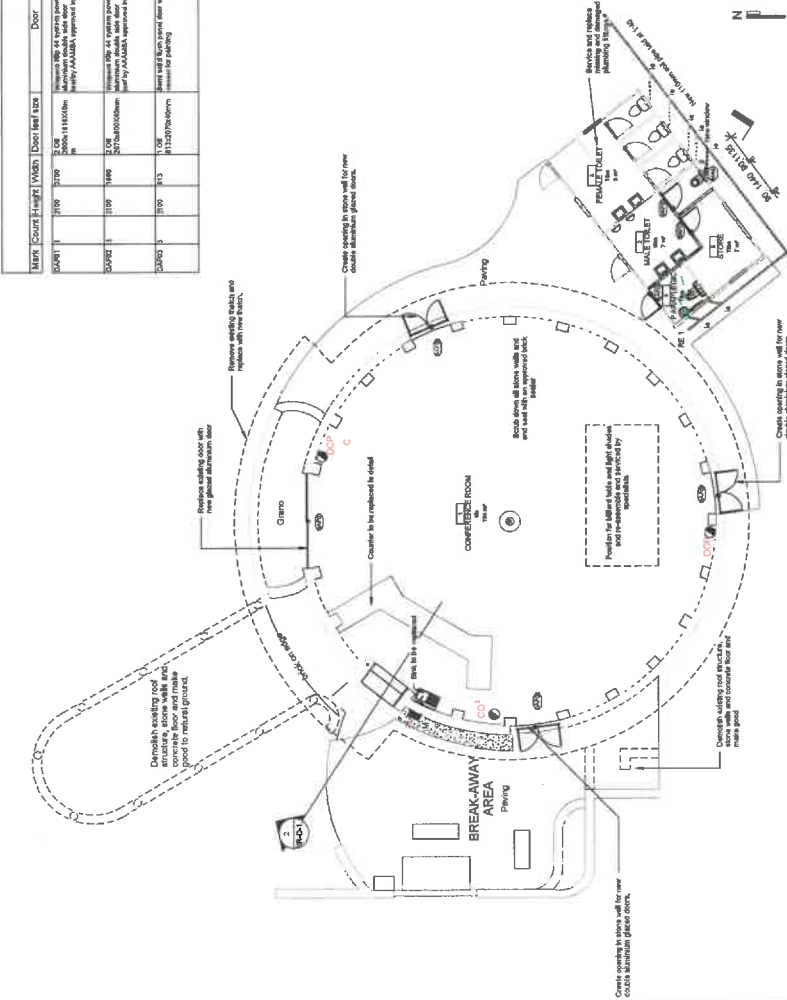
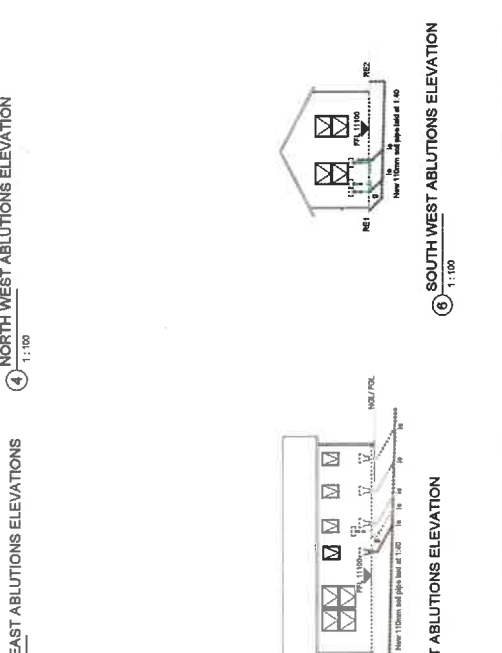
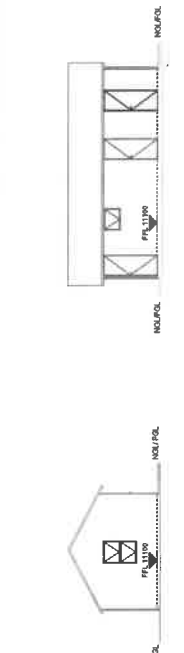
**Volume 2 of 3: Part E**

# **ARCHITECTURAL DRAWINGS**

Door Schedule	Door Type	Frame Type	Frame Finish	Leaf Finish	Door	Door Size	Notes
DAF01	1100	1100	1100	1100	1100	1100	1100
DAF02	1100	1100	1100	1100	1100	1100	1100
DAF03	1100	1100	1100	1100	1100	1100	1100



Window Schedule	Frame Finish	Internal Sill	External Sill
VA01	1100	1100	1100



**public works & infrastructure**

Department  
Public Works and Infrastructure  
Brisbane City Council

**REPAIRS - GENERAL**  
AS 3541 V.1.0.1

**COOTE CLARKSON ARCHITECTS**

91 Ferns Road  
Brisbane City Council  
Level 3/375  
Dunlop Street West  
Brisbane QLD 4000

Telephone: 07 3252 1234  
Fax: 07 3252 1235  
Email: info@cooteclarkson.com.au

**NEWCASTLE SAPS: REPAIRS AND ALTERATIONS TO**  
**HJ VAN ECK BUILDINGS**

VCE NUMBER: 049032

Project No: 037100000202  
As indicated  
Date: 2025/02/13 16:27:11  
DWG NUMBER: 2991 RR-D-1.1



**public works & infrastructure**

Overseas  
Public Works and Infrastructure  
100 WILSON ROAD  
SINGAPORE 120750

CONTACT:  
COOTE CLARKSON ARCHITECTS  
Phone: 65-6342-0962  
Fax: 65-6342-0963  
Email: info@ccarc.com.sg  
Website: www.cca.com.sg

**public works & infrastructure**

Overseas  
Public Works and Infrastructure  
100 WILSON ROAD  
SINGAPORE 120750

CONTACT:  
COOTE CLARKSON ARCHITECTS  
Phone: 65-6342-0962  
Fax: 65-6342-0963  
Email: info@ccarc.com.sg  
Website: www.cca.com.sg

**NEWCASTLE SAPS:  
REPAIRS AND RENOVATIONS  
TO  
HU VAN ECK BUILDINGS  
ERF 6799**

Project No: 046032  
Drawing No: SITE PLAN

Client: **ACC**

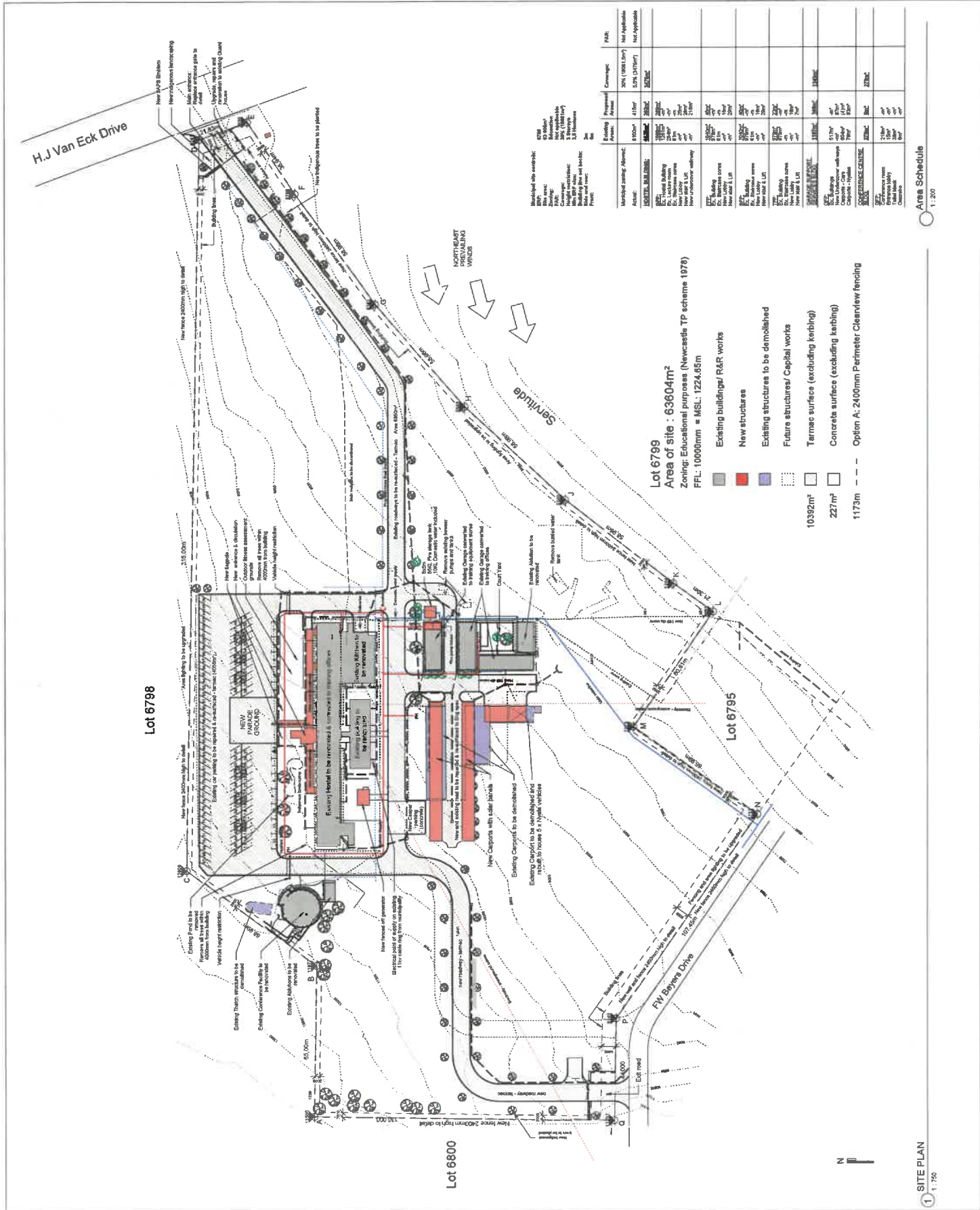
Scale: As indicated

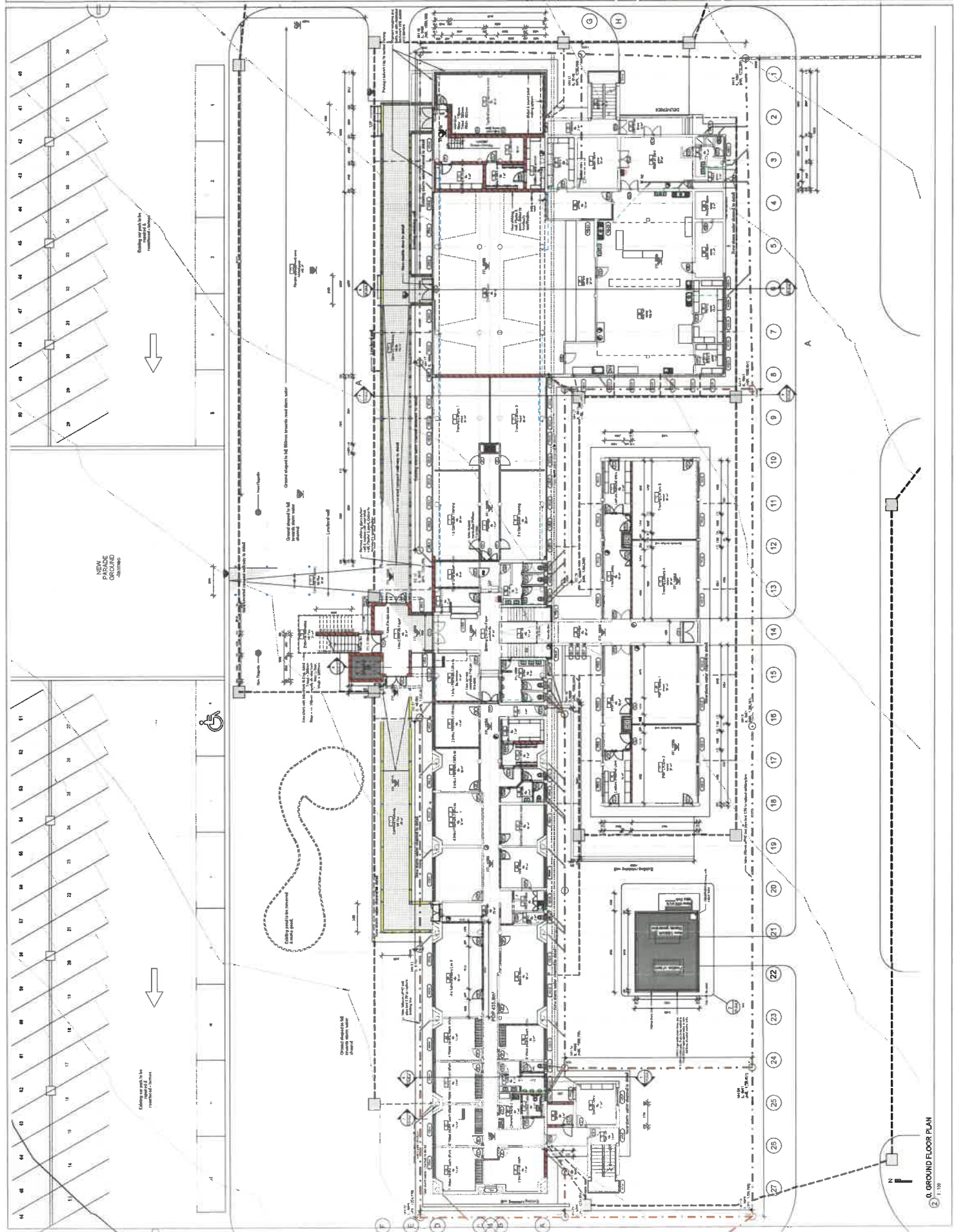
Date: 2022/02/13 15:13:38

Drawn by: ACC

Checked by: ACC

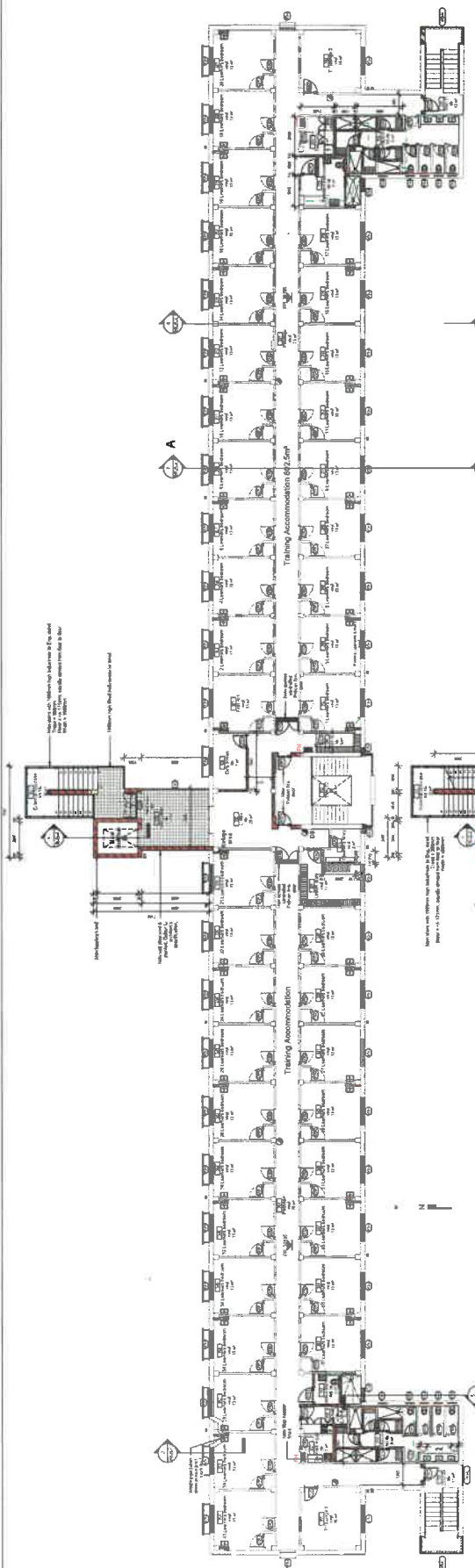
Project No: A25725 / RR-A-1.2



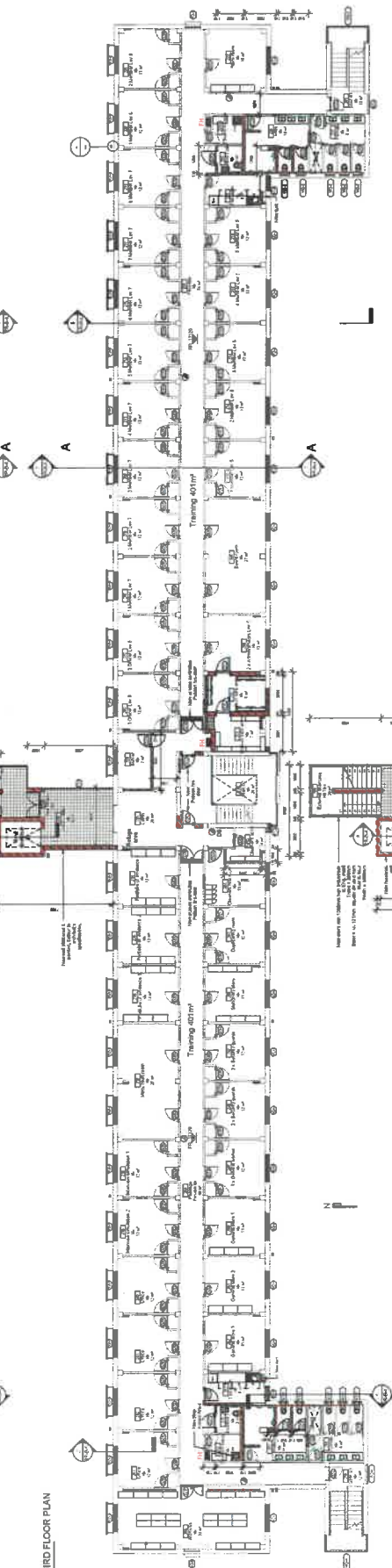


 <p><b>public works &amp; infrastructure</b>          Newcastle City Council          Infrastructure Department          Newcastle, Australia</p>		 <p><b>GDDP CLARKEBORN</b>          Planning and Design          Newcastle, Australia          Phone: 081 422 2222          Fax: 081 422 2223          Email: gddp@clarkborn.com.au          Website: www.clarkborn.com.au</p>	
<p><b>NEWCASTLE SAFFS: REPAIRS AND RENOVATIONS</b>  <b>HU VAN ECK BUILDINGS</b>  <b>ERF 6789</b></p>		<p><b>GROUND FLOOR PLAN</b>          Drawing No: 10000000          Date: 10/01/2018          Scale: 1:100          Project: SAFFS Repairs and Renovations          Client: Newcastle City Council          Designer: GDDP CLARKEBORN          Drafter: [Name]</p>	

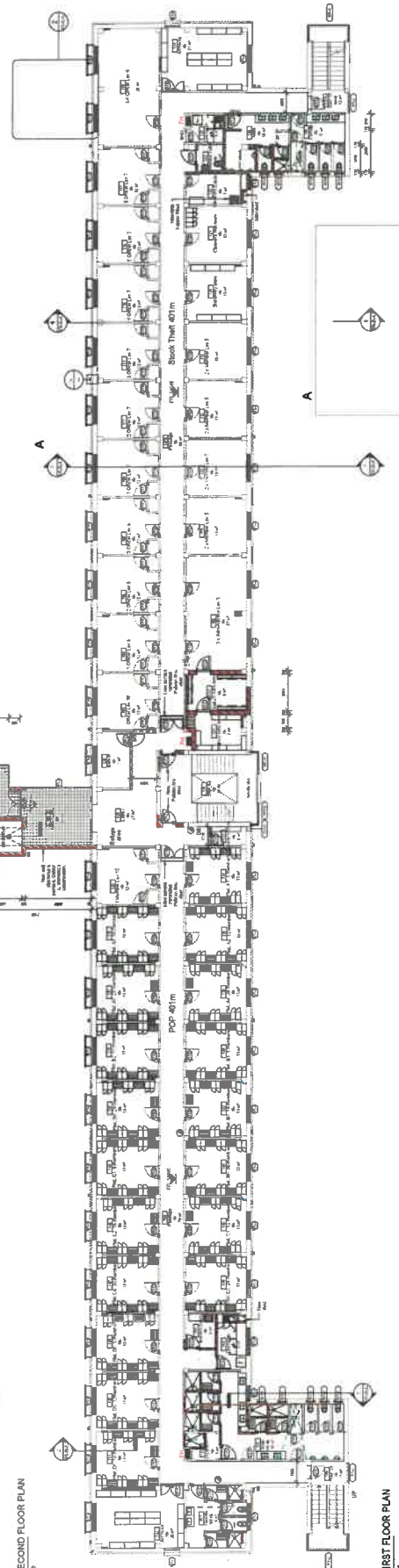
0. GROUND FLOOR PLAN  
 2 / 100



3. THIRD FLOOR PLAN  
1:100

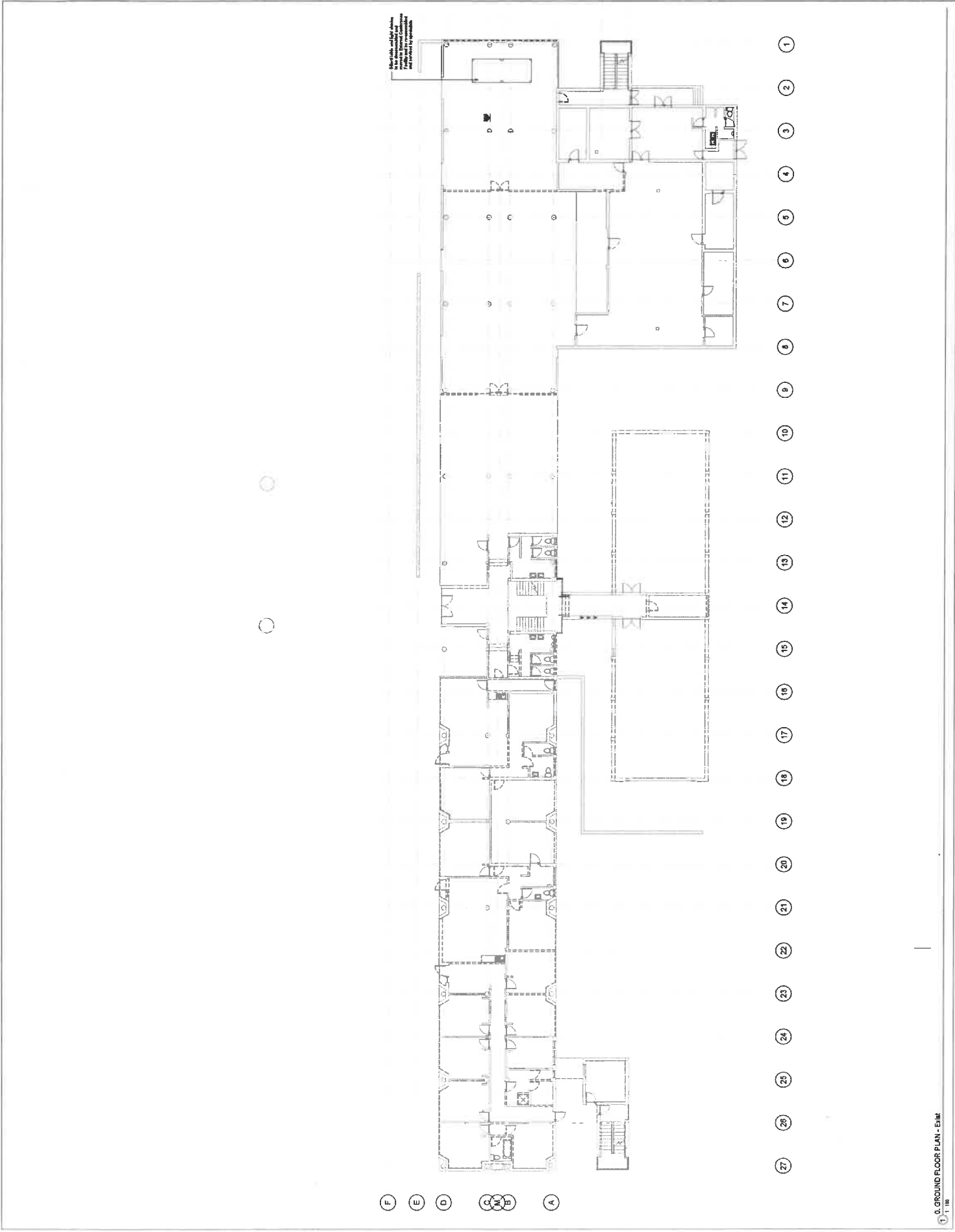


2. SECOND FLOOR PLAN  
1:100

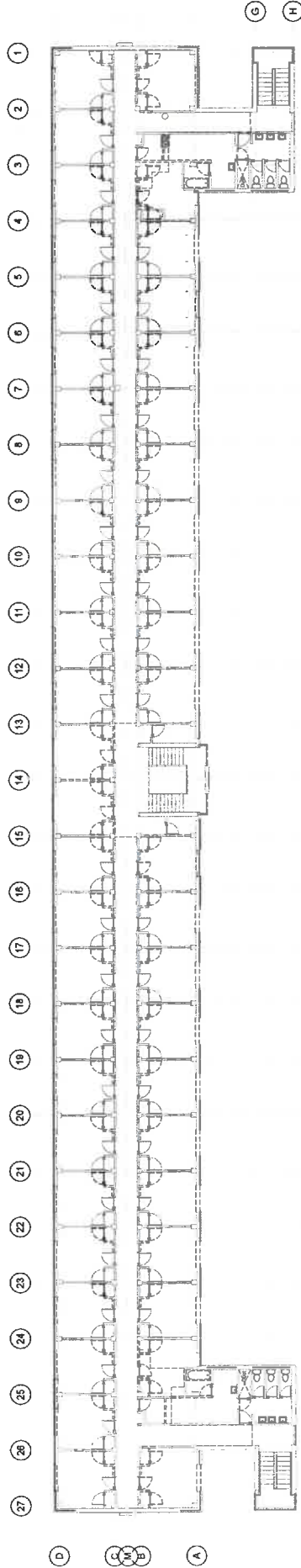


1. FIRST FLOOR PLAN  
1:100

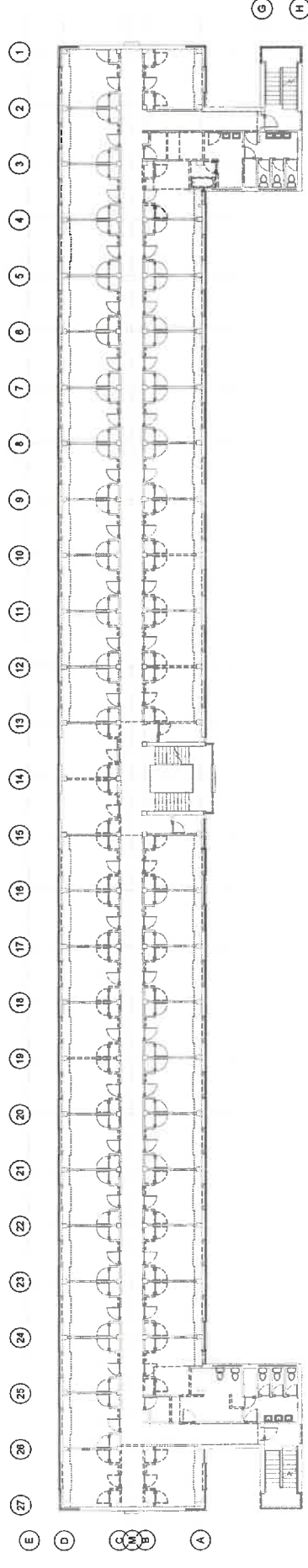
<p><b>public works &amp; infrastructure</b>  <small>NEWCASTLE CITY COUNCIL</small></p>		<p><b>GOOTE CLARKSON</b>  <small>ARCHITECTS</small></p>	
<p>PROJECT: NEWCASTLE SAPS: REPAIRS AND RENOVATIONS TO HJ VAN ECK BUILDINGS ERF 6789</p>		<p>DATE: 04/03/23</p>	
<p>SCALE: 1:100</p>		<p>DATE: 04/03/23</p>	
<p>PROJECT NO: A23724093</p>		<p>CLIENT: NEWCASTLE CITY COUNCIL</p>	
<p>DATE: 04/03/23</p>		<p>PROJECT NO: A23724093</p>	
<p>PROJECT NO: A23724093</p>		<p>PROJECT NO: A23724093</p>	



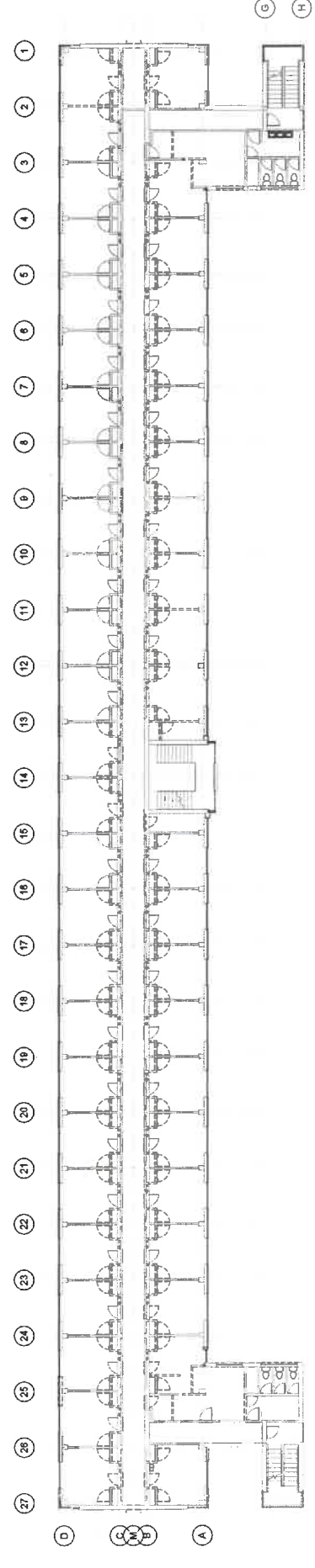




3. THIRD FLOOR PLAN EXHIBIT & DEMO

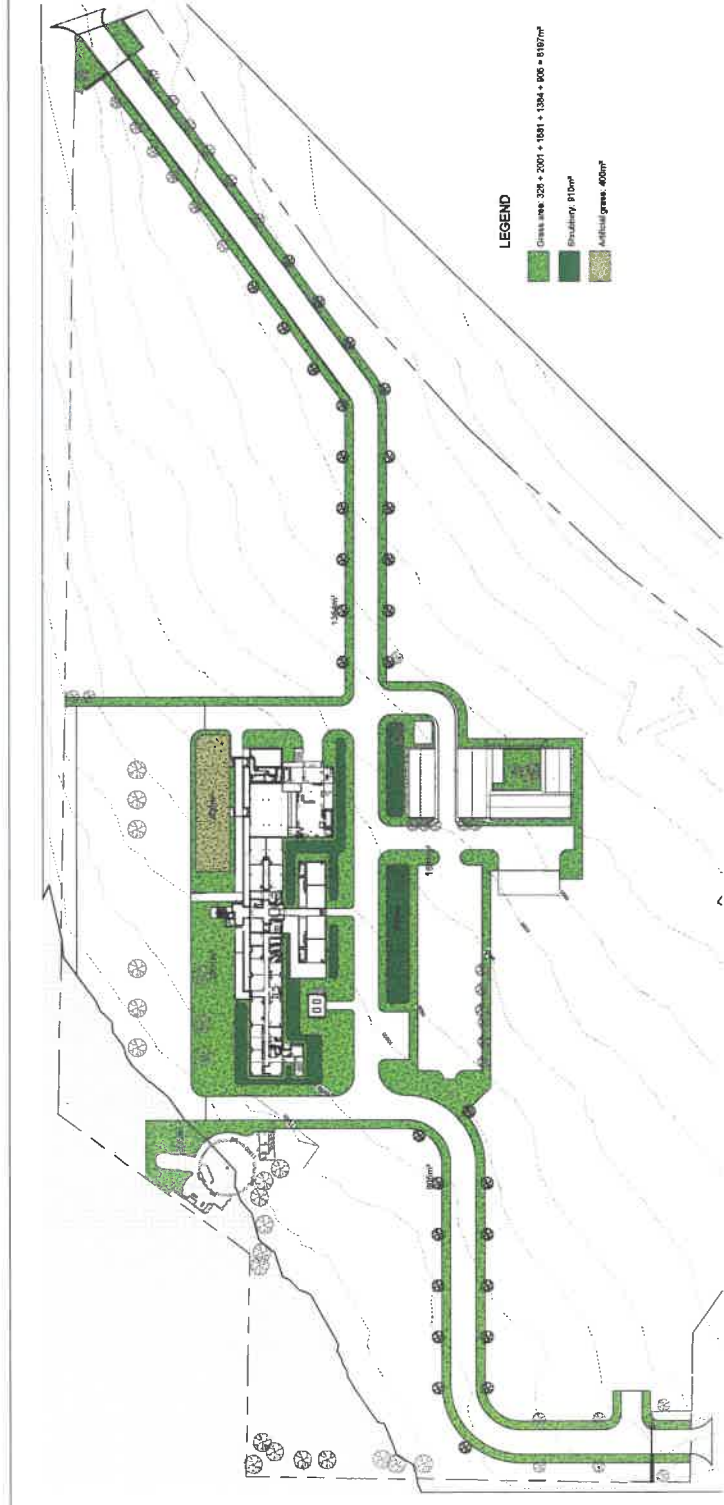


2. SECOND FLOOR PLAN EXHIBIT & DEMO



1. FIRST FLOOR PLAN EXHIBIT & DEMO

<p><b>public works &amp; infrastructure</b>          NEWCASTLE SAPS          1ST - 3RD FLOOR PLANS          HJ VAN ECK BUILDINGS          ERF 6189</p>		<p><b>COOPER CLARKSON</b>          ARCHITECTS          100, 102, 104, 106, 108, 110, 112, 114, 116, 118, 120, 122, 124, 126, 128, 130, 132, 134, 136, 138, 140, 142, 144, 146, 148, 150, 152, 154, 156, 158, 160, 162, 164, 166, 168, 170, 172, 174, 176, 178, 180, 182, 184, 186, 188, 190, 192, 194, 196, 198, 200, 202, 204, 206, 208, 210, 212, 214, 216, 218, 220, 222, 224, 226, 228, 230, 232, 234, 236, 238, 240, 242, 244, 246, 248, 250, 252, 254, 256, 258, 260, 262, 264, 266, 268, 270, 272, 274, 276, 278, 280, 282, 284, 286, 288, 290, 292, 294, 296, 298, 300, 302, 304, 306, 308, 310, 312, 314, 316, 318, 320, 322, 324, 326, 328, 330, 332, 334, 336, 338, 340, 342, 344, 346, 348, 350, 352, 354, 356, 358, 360, 362, 364, 366, 368, 370, 372, 374, 376, 378, 380, 382, 384, 386, 388, 390, 392, 394, 396, 398, 400, 402, 404, 406, 408, 410, 412, 414, 416, 418, 420, 422, 424, 426, 428, 430, 432, 434, 436, 438, 440, 442, 444, 446, 448, 450, 452, 454, 456, 458, 460, 462, 464, 466, 468, 470, 472, 474, 476, 478, 480, 482, 484, 486, 488, 490, 492, 494, 496, 498, 500, 502, 504, 506, 508, 510, 512, 514, 516, 518, 520, 522, 524, 526, 528, 530, 532, 534, 536, 538, 540, 542, 544, 546, 548, 550, 552, 554, 556, 558, 560, 562, 564, 566, 568, 570, 572, 574, 576, 578, 580, 582, 584, 586, 588, 590, 592, 594, 596, 598, 600, 602, 604, 606, 608, 610, 612, 614, 616, 618, 620, 622, 624, 626, 628, 630, 632, 634, 636, 638, 640, 642, 644, 646, 648, 650, 652, 654, 656, 658, 660, 662, 664, 666, 668, 670, 672, 674, 676, 678, 680, 682, 684, 686, 688, 690, 692, 694, 696, 698, 700, 702, 704, 706, 708, 710, 712, 714, 716, 718, 720, 722, 724, 726, 728, 730, 732, 734, 736, 738, 740, 742, 744, 746, 748, 750, 752, 754, 756, 758, 760, 762, 764, 766, 768, 770, 772, 774, 776, 778, 780, 782, 784, 786, 788, 790, 792, 794, 796, 798, 800, 802, 804, 806, 808, 810, 812, 814, 816, 818, 820, 822, 824, 826, 828, 830, 832, 834, 836, 838, 840, 842, 844, 846, 848, 850, 852, 854, 856, 858, 860, 862, 864, 866, 868, 870, 872, 874, 876, 878, 880, 882, 884, 886, 888, 890, 892, 894, 896, 898, 900, 902, 904, 906, 908, 910, 912, 914, 916, 918, 920, 922, 924, 926, 928, 930, 932, 934, 936, 938, 940, 942, 944, 946, 948, 950, 952, 954, 956, 958, 960, 962, 964, 966, 968, 970, 972, 974, 976, 978, 980, 982, 984, 986, 988, 990, 992, 994, 996, 998, 1000</p>	
<p><b>NEWCASTLE SAPS</b>          1ST - 3RD FLOOR PLANS          HJ VAN ECK BUILDINGS          ERF 6189</p>		<p><b>COOPER CLARKSON</b>          ARCHITECTS          100, 102, 104, 106, 108, 110, 112, 114, 116, 118, 120, 122, 124, 126, 128, 130, 132, 134, 136, 138, 140, 142, 144, 146, 148, 150, 152, 154, 156, 158, 160, 162, 164, 166, 168, 170, 172, 174, 176, 178, 180, 182, 184, 186, 188, 190, 192, 194, 196, 198, 200, 202, 204, 206, 208, 210, 212, 214, 216, 218, 220, 222, 224, 226, 228, 230, 232, 234, 236, 238, 240, 242, 244, 246, 248, 250, 252, 254, 256, 258, 260, 262, 264, 266, 268, 270, 272, 274, 276, 278, 280, 282, 284, 286, 288, 290, 292, 294, 296, 298, 300, 302, 304, 306, 308, 310, 312, 314, 316, 318, 320, 322, 324, 326, 328, 330, 332, 334, 336, 338, 340, 342, 344, 346, 348, 350, 352, 354, 356, 358, 360, 362, 364, 366, 368, 370, 372, 374, 376, 378, 380, 382, 384, 386, 388, 390, 392, 394, 396, 398, 400, 402, 404, 406, 408, 410, 412, 414, 416, 418, 420, 422, 424, 426, 428, 430, 432, 434, 436, 438, 440, 442, 444, 446, 448, 450, 452, 454, 456, 458, 460, 462, 464, 466, 468, 470, 472, 474, 476, 478, 480, 482, 484, 486, 488, 490, 492, 494, 496, 498, 500, 502, 504, 506, 508, 510, 512, 514, 516, 518, 520, 522, 524, 526, 528, 530, 532, 534, 536, 538, 540, 542, 544, 546, 548, 550, 552, 554, 556, 558, 560, 562, 564, 566, 568, 570, 572, 574, 576, 578, 580, 582, 584, 586, 588, 590, 592, 594, 596, 598, 600, 602, 604, 606, 608, 610, 612, 614, 616, 618, 620, 622, 624, 626, 628, 630, 632, 634, 636, 638, 640, 642, 644, 646, 648, 650, 652, 654, 656, 658, 660, 662, 664, 666, 668, 670, 672, 674, 676, 678, 680, 682, 684, 686, 688, 690, 692, 694, 696, 698, 700, 702, 704, 706, 708, 710, 712, 714, 716, 718, 720, 722, 724, 726, 728, 730, 732, 734, 736, 738, 740, 742, 744, 746, 748, 750, 752, 754, 756, 758, 760, 762, 764, 766, 768, 770, 772, 774, 776, 778, 780, 782, 784, 786, 788, 790, 792, 794, 796, 798, 800, 802, 804, 806, 808, 810, 812, 814, 816, 818, 820, 822, 824, 826, 828, 830, 832, 834, 836, 838, 840, 842, 844, 846, 848, 850, 852, 854, 856, 858, 860, 862, 864, 866, 868, 870, 872, 874, 876, 878, 880, 882, 884, 886, 888, 890, 892, 894, 896, 898, 900, 902, 904, 906, 908, 910, 912, 914, 916, 918, 920, 922, 924, 926, 928, 930, 932, 934, 936, 938, 940, 942, 944, 946, 948, 950, 952, 954, 956, 958, 960, 962, 964, 966, 968, 970, 972, 974, 976, 978, 980, 982, 984, 986, 988, 990, 992, 994, 996, 998, 1000</p>	



**LEGEND**

- Green area 320 x 2001 = 1581 + 1354 + 806 = 5187m<sup>2</sup>
- Circulation Path
- Additional green 400m<sup>2</sup>

0. GROUND FLOOR LANDSCAPE PLAN  
1:750

No.	Date	Amendment	D.P.W.
		Revision	

Client: City of Johannesburg  
Department of Public Works

Project Name: HJ Van Eck Buildings  
Address: ASABET DRAWINGS REQUIREMENTS

Name: Andrew Callinan  
Date: 2023/02/13 16:52:17

Professional registration no.: 19 626 747 (Landscape Architect)

Project type: A1  
Scale: 1:750

**public works & infrastructure**  
Department of Public Works and Infrastructure  
REPUBLIC OF SOUTH AFRICA  
DIRECTOR - GENERAL  
JOHANNESBURG

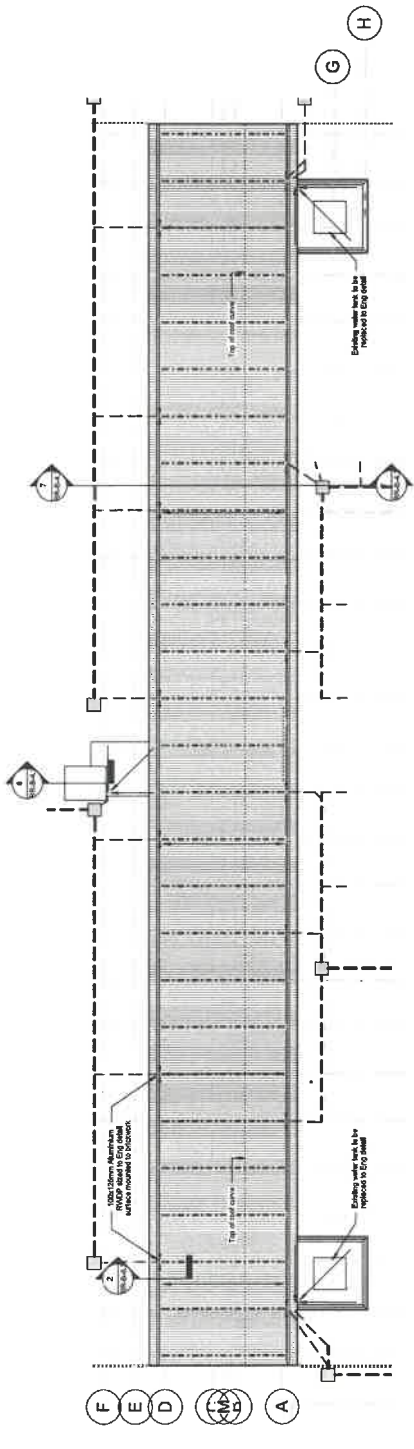
**COOTE CLARKSON**  
Architects  
101 Riverside Drive  
Brynerton, 2013  
Tel: 011 461 1111  
Fax: 011 461 1112  
www.cooteclarkson.co.za

**NEWCASTLE SAPS:  
REPAIRS AND RENOVATIONS  
TO  
HJ VAN ECK BUILDINGS  
ERF 6799**

WCS NUMBER: 048032  
Drawing No: LANDSCAPE PLAN

No.	Date	Amendment	ACC
1	2023/02/13 16:52:17	Check	ACC

Project No: A25725/2021  
Scale: 1:750  
Date: 2023/02/13 16:52:17  
DWG Drawing no. A25725 / RR-B-2.5



1 4. Roof  
1 200

- (1)
- (2)
- (3)
- (4)
- (5)
- (6)
- (7)
- (8)
- (9)
- (10)
- (11)
- (12)
- (13)
- (14)
- (15)
- (16)
- (17)
- (18)
- (19)
- (20)
- (21)
- (22)
- (23)
- (24)
- (25)
- (26)
- (27)

No.	Date	Amendment	DP/W
		Revision	

Category used in the Department of Public Works

Category used in the Department of Public Works

certified structural drawings as per Certified Drawings Act (No. 47 of 2003) and Regulations thereunder

name: Andrew Clarkson  
 date: 2023/02/13 16:26:55  
 professional registration no.: 754871721 (temp) S.A.S. Inst.

100% Storm Aluminium surface mounted to structure

Existing walls to be replaced to 50g steel

**public works & infrastructure**  
 Department: Public Works and Infrastructure  
 REPUBLIC OF SOUTH AFRICA  
 DIRECTOR GENERAL  
 JAP SAU VAN DER MERWE

**COOTE CLARKSON ARCHITECTS**  
 61 Fynbos Road  
 Claremont, Cape Town  
 7708  
 Telephone: +27 (0)21 791 4100  
 Email: info@cooteclarkson.co.za  
 Website: www.cooteclarkson.co.za

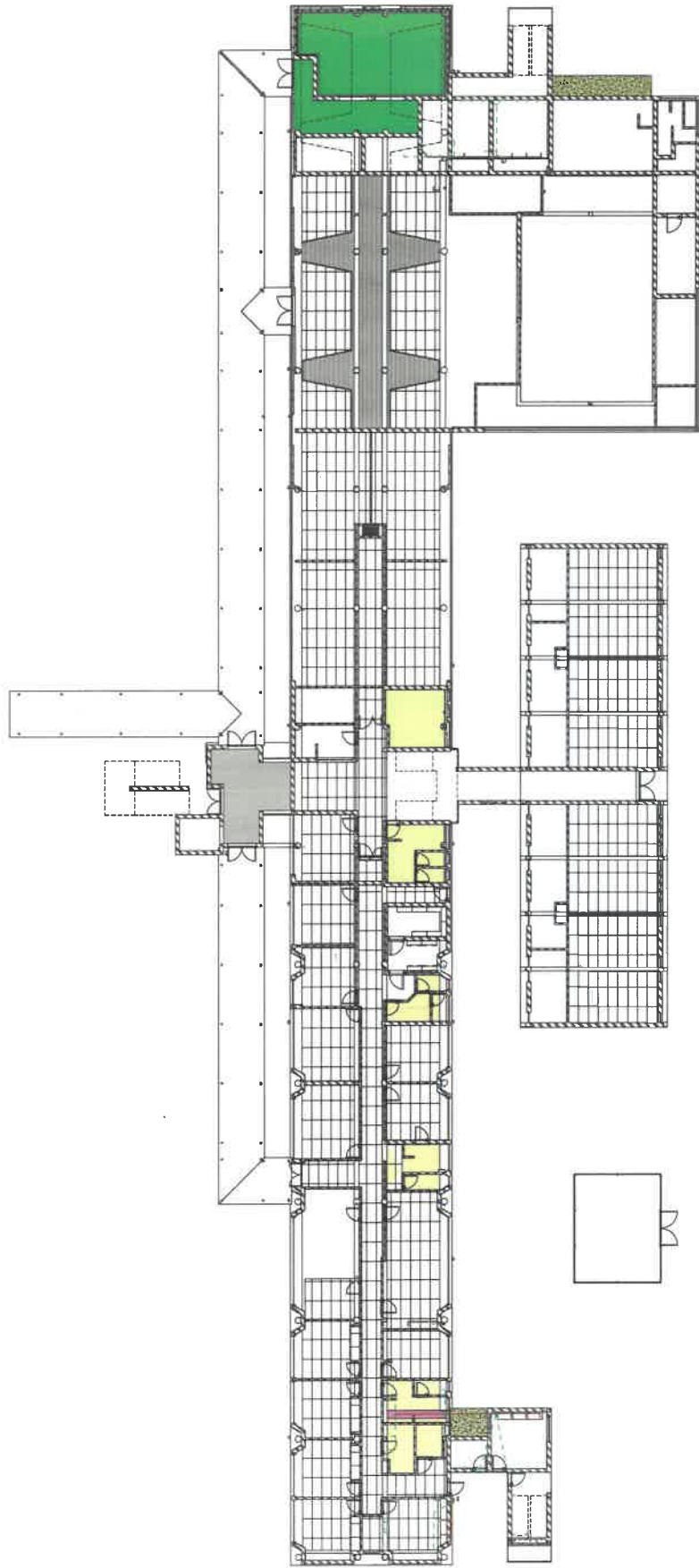
consultant: Architecture

works: **NEWCASTLE SAPS: REPAIRS AND RENOVATIONS TO HJ VAN ECK BUILDINGS ERF 6799**

WCS number: 046032




drawing file: **ROOF PLAN**

ref. no.	A25725/2081	designed	ACC
scale	1:200	drawn	ACC
date	2023/02/13 16:26:55	checked	ACC
DPW drawing no.	A25725 / RP-B-2.6		



**CEILING LEGEND:**

-  Grid pattern ceiling
  -  Orange solid ceiling
  -  Grey solid ceiling
- New ceiling to be installed in all rooms, corridors, and service areas. The ceiling to be installed is a 2.5m x 2.5m grid pattern ceiling with a 150mm drop. The ceiling to be installed is a 2.5m x 2.5m grid pattern ceiling with a 150mm drop. The ceiling to be installed is a 2.5m x 2.5m grid pattern ceiling with a 150mm drop.

-  Dark grey solid ceiling
  -  White solid ceiling
  -  Green solid ceiling
- Existing ceiling to be retained in all rooms, corridors, and service areas. The ceiling to be retained is a 2.5m x 2.5m grid pattern ceiling with a 150mm drop. The ceiling to be retained is a 2.5m x 2.5m grid pattern ceiling with a 150mm drop. The ceiling to be retained is a 2.5m x 2.5m grid pattern ceiling with a 150mm drop.

-  Green solid ceiling
  -  Pink solid ceiling
- New ceiling to be installed in all rooms, corridors, and service areas. The ceiling to be installed is a 2.5m x 2.5m grid pattern ceiling with a 150mm drop. The ceiling to be installed is a 2.5m x 2.5m grid pattern ceiling with a 150mm drop. The ceiling to be installed is a 2.5m x 2.5m grid pattern ceiling with a 150mm drop.

① G. GROUND FLOOR PLAN  
1:100

○ Ceiling legend  
1:100



**public works & infrastructure**  
 Department of Infrastructure  
 Director General  
 Air Transport

**NEWCASTLE SAPS;  
 REPAIRS AND RENOVATIONS**  
**HU VANLECK BUILDINGS**  
 REF 6789

DATE: 04/08/2023  
 DRAWN: J. VANLECK  
 CHECKED: J. VANLECK  
 APPROVED: J. VANLECK

PROJECT: A352S / RR-B-3.1

**CEILING LEGEND:**

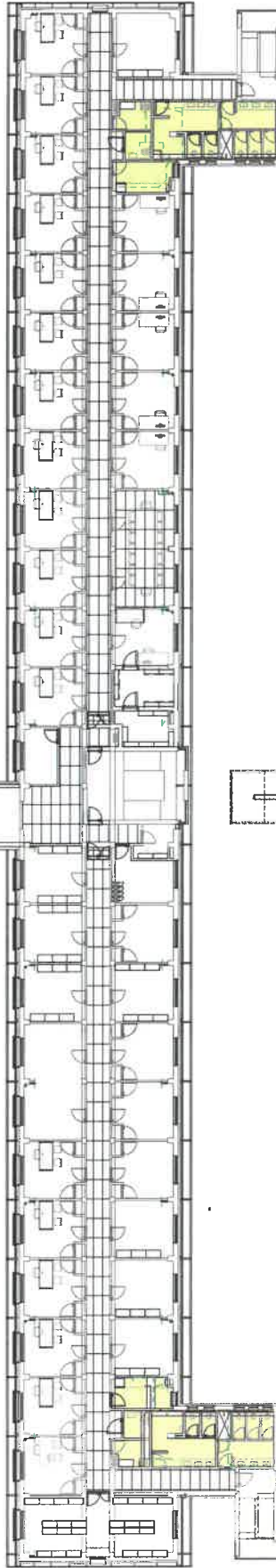

1. New CFCO suspended ceiling (24" x 24" x 4" with integrated address beam) to be installed in all areas where the existing ceiling is to be replaced. The new ceiling shall be installed in accordance with the manufacturer's instructions. The ceiling shall be installed in a manner that allows for easy access to the services below.


2. New 1" x 1" x 1/2" aluminum ceiling grid to be installed in all areas where the existing ceiling is to be replaced. The grid shall be installed in a manner that allows for easy access to the services below.


3. New 1" x 1" x 1/2" aluminum ceiling grid to be installed in all areas where the existing ceiling is to be replaced. The grid shall be installed in a manner that allows for easy access to the services below.



3. THIRD FLOOR CEILING PLAN  
1:100

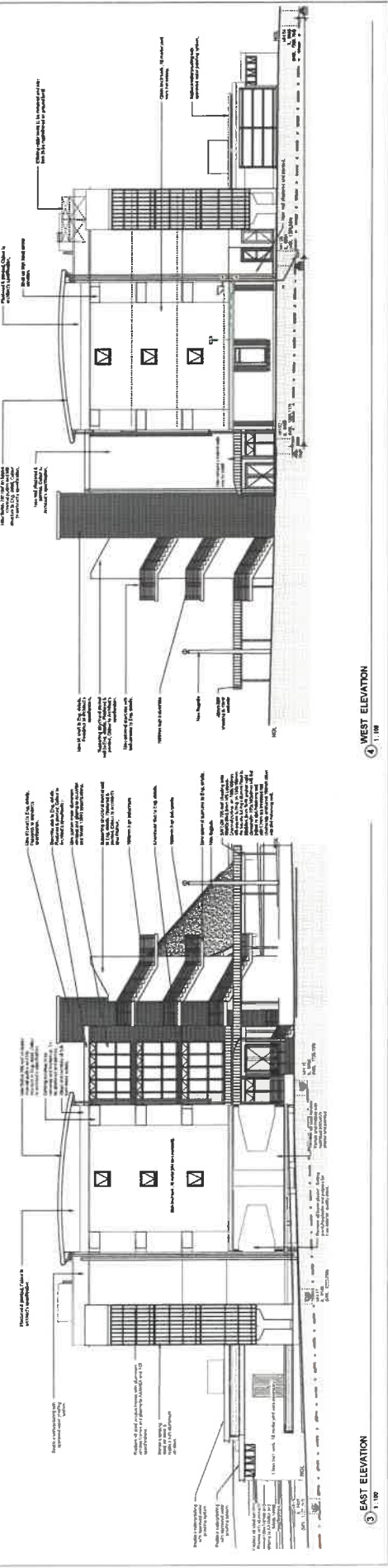
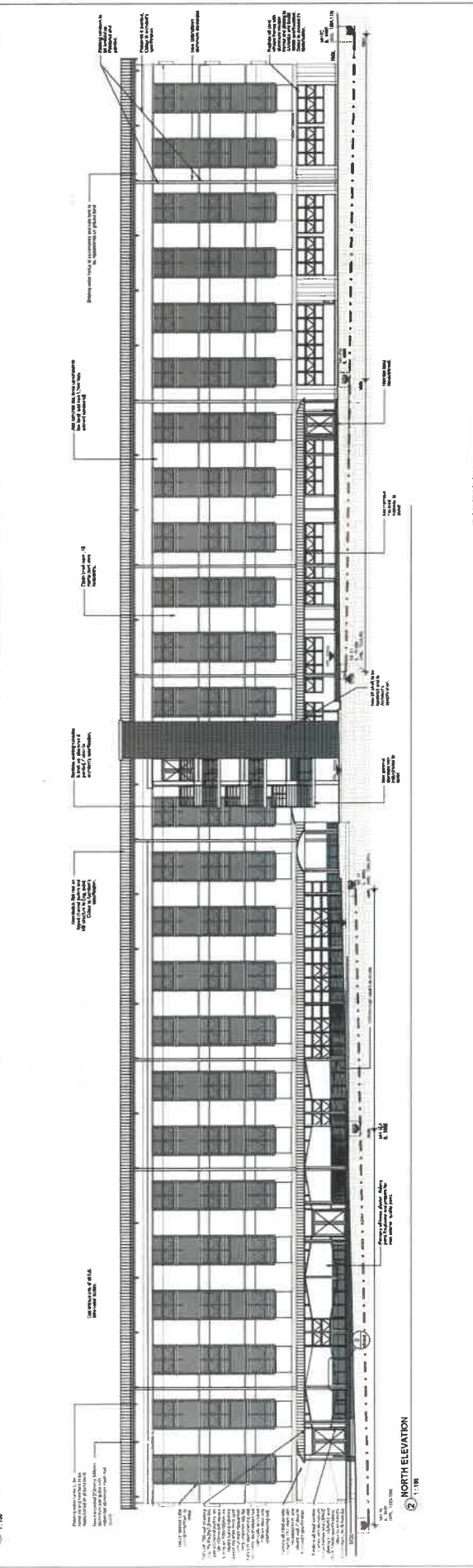
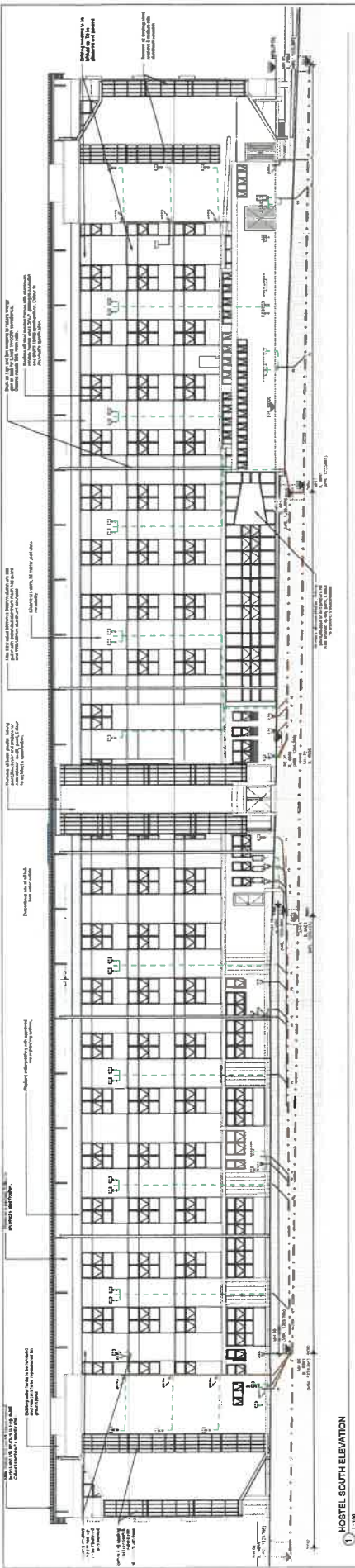


2. SECOND FLOOR CEILING PLAN  
1:100



1. FIRST FLOOR CEILING PLAN  
1:100

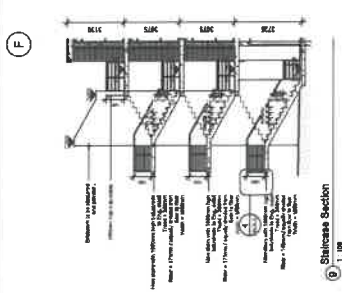
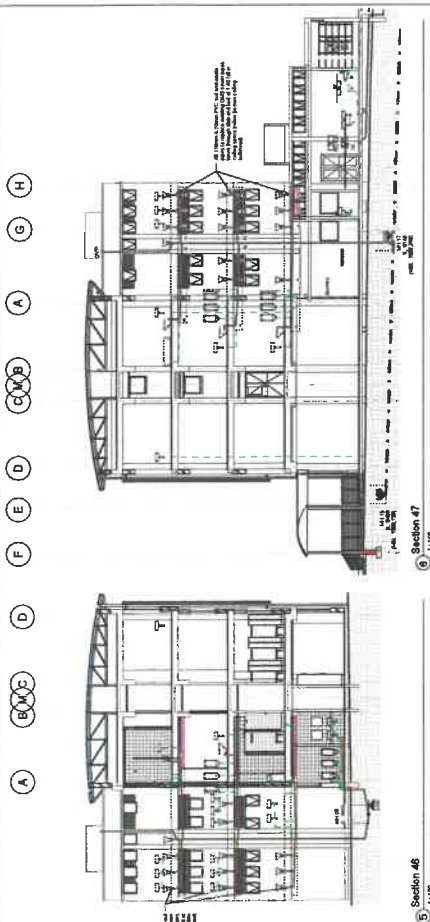
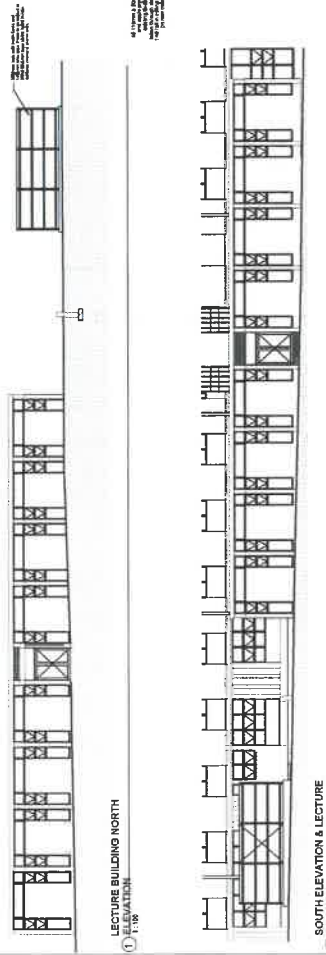
<p>public works &amp; infrastructure                  PROJECT: NEWCASTLE SAPS, REPAIRS AND RENOVATIONS                  CLIENT: HJ VAN ECK BUILDINGS                  REF: ERF 0799</p>	<p>COOTE CLARKE                  ARCHITECTS                  100 WATERLOO STREET                  CAPE TOWN 8001                  SOUTH AFRICA                  T: +27 (0)21 435 3300                  F: +27 (0)21 435 3301                  E: info@cooteclarke.co.za                  www.cooteclarke.co.za</p>	<p>DATE: 2023/03/13                  DRAWN: AGG                  CHECKED: AGG                  PROJECT NO: AJ5725 / RR-B-3.2</p>
---	--	--



**NEWCASTLE SAPS:  
REPAIRS AND RENOVATIONS  
TO  
HJ VAN ECK BUILDINGS  
EPF 6799**

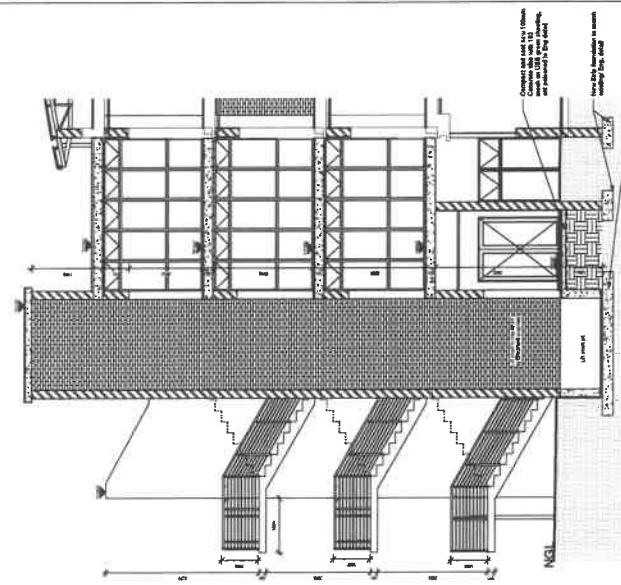
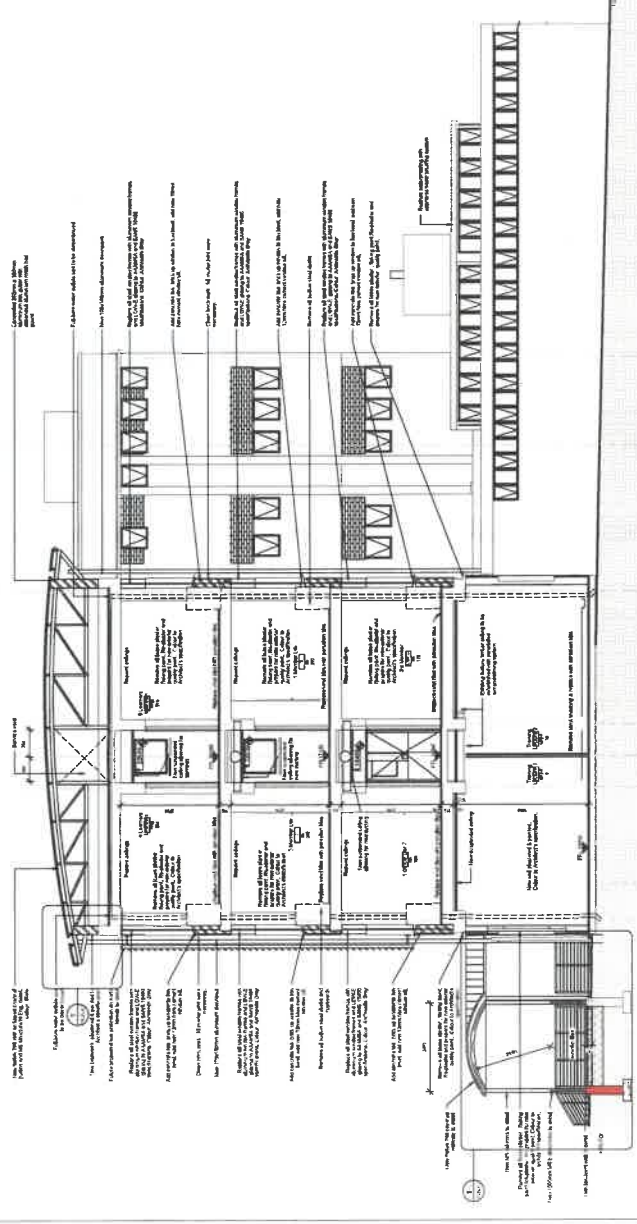
PROJECT NO. 604002  
ELEVATIONS

SHEET: A3725-0001  
DATE: 11/08  
SCALE: AS SHOWN  
PROJECT NO.: A3725 / RR4B-4.1

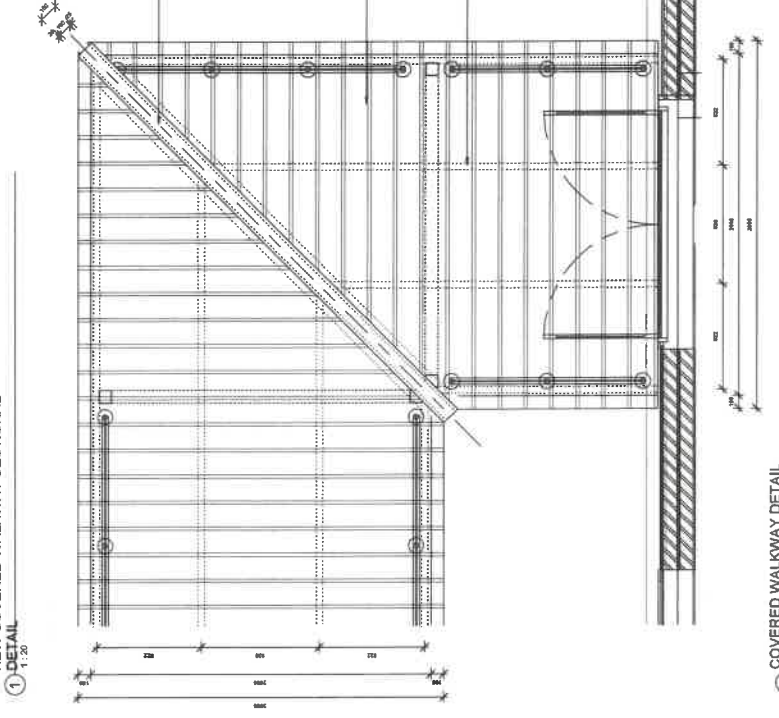
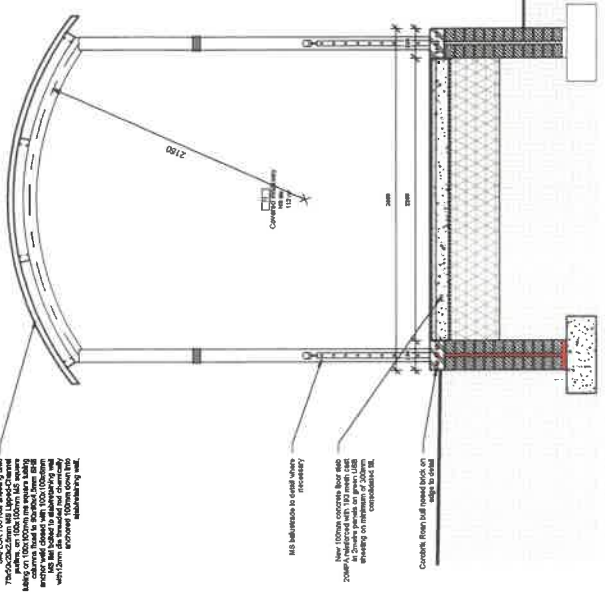
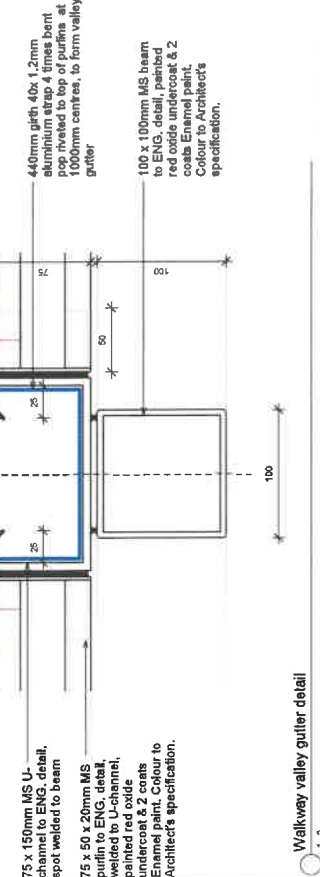
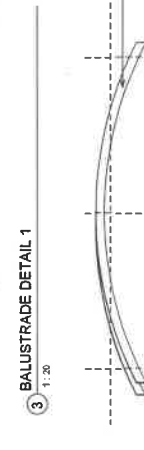
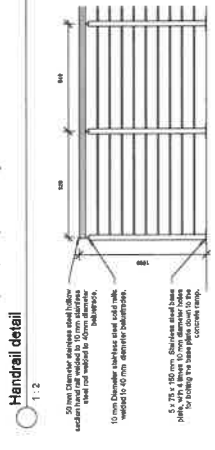
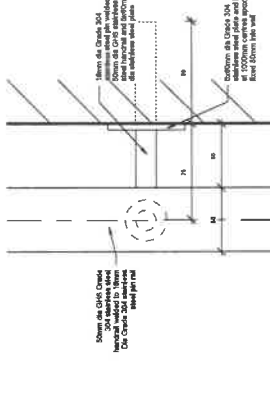
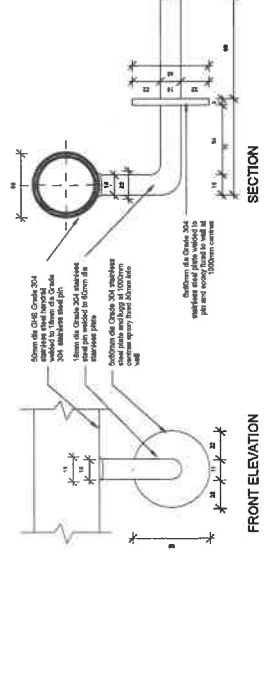


A B C D E F G H

F G H A B C D E F



<p>public works &amp; infrastructure CONSTRUCTION, RENOVATIONS INFRASTRUCTURE PROJECTS</p>		<p>COOP &amp; CLAYTON ARCHITECTS 1000 WEST 10TH AVENUE SUITE 100 VANCOUVER, BC V6H 3G9 TEL: 604.681.1111 WWW.COOPANDCLAYTON.COM</p>	
<p>CLIENT: NEWCASTLE SIPS, RENOVATIONS HJ VANLECK BUILDINGS ERF 6799</p>		<p>PROJECT: ELEVATIONS AND SECTIONS</p>	
<p>DATE: 04/2022</p>		<p>SCALE: AS SHOWN</p>	
<p>PROJECT NO: 2022/02/13_18.2/23</p>		<p>DATE: 04/2022</p>	
<p>PROJECT NO: 2022/02/13_18.2/23</p>		<p>DATE: 04/2022</p>	



No.	Date	Revision	Author
DFM			

Confirmed by: [Signature]  
 Department of Public Works

certified as-built drawings as per Contract Drawings  
 ARCHITECTURE DRAWINGS REQUIREMENTS

name: Andrew Cleiton  
 client: 20230213 18:25:17  
 professional registration no.: Practise 7877 (category 6, s.a.s. 3, vol.)  
 page: 1 of 1  
 title: PROJETO DE REPARAÇÃO E RENOVACÃO DE PASSARELA E BALUSTRADE PARA O TUNEL DO ESTREMO SUDESTE DO E.T.C.

**public works & infrastructure**  
 Department  
 Public Works and Infrastructure  
 REPUBLIC OF SOUTH AFRICA  
 100 Waterloo Street, Corner Market Street, Cape Town, 8001, South Africa  
 Tel: +27 (0) 21 4600600  
 Fax: +27 (0) 21 4600602  
 Email: info@pwpsa.gov.za  
 Website: www.pwpsa.gov.za

COOTE CLARKSON  
 ARCHITECTS  
 51 Perseus Road  
 1306 Claremont, Cape Town  
 Tel: +27 (0) 21 438 1851  
 Fax: +27 (0) 21 438 1852  
 Email: info@cooteclarkson.com  
 Website: www.cooteclarkson.com

NEWCASTLE SAPS:  
 REPAIRS AND RENOVATIONS  
 TO  
 HJ VAN ECK BUILDINGS  
 ERF 6799

VICE NUMBER: 046002

drawing title  
**COVERED WALKWAY & BALUSTRADE DETAILS**

no. in set: A25725/09/1  
 scale: As Indicated  
 date: 2023/02/13 18:25:17  
 DWG Drawing no.: A25725 / RR-B-6.1

designed: JUM  
 drawn: JUM  
 checked: JUM  
 approved: JUM









**public works & infrastructure**  
 DOMESTIC  
 REPUBLIC OF SOUTH AFRICA  
 DEPT. OF GENERAL AFFAIRS  
 SAN MANUELA

**COOTE CLARKSON**  
 ARCHITECTS  
 61 FREDRIK ROAD  
 CLOUDBROOK  
 CAPETOWN 7801  
 Tel: +27 (0)21 464 7770  
 Fax: +27 (0)21 464 7771  
 Email: info@cooteclarkson.com

**NEWCASTLE SAPS:**  
**REPAIRS AND RENOVATIONS**  
**TO**  
**HJ VAN ECK BUILDINGS**  
**ERF 6799**

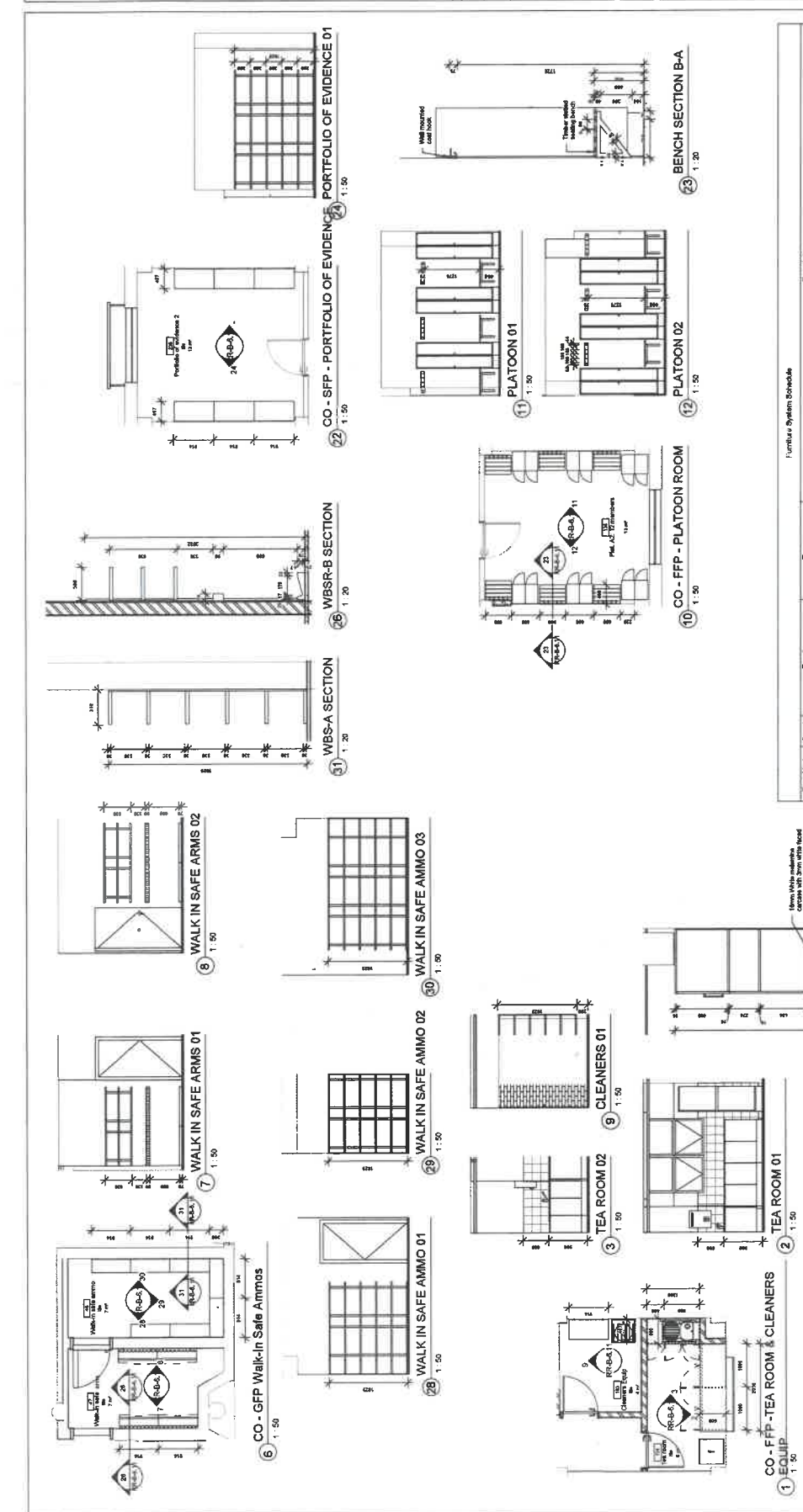
WCS number: 0483032

INTERNAL ROOM LAYOUTS, FIXED FURNITURE SCHEDULES & DETAILS

ref. no. A25752/0981  
 scale: As indicated  
 date: 2023/02/13 10:31:25  
 checked: ACC

DATE: 2023/02/13 10:31:25  
 DRAWN: GMP  
 CHECKED: ACC

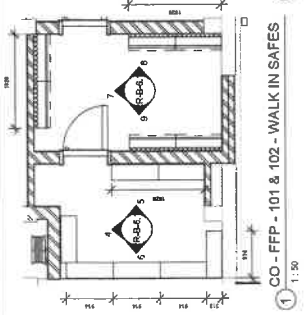
DATE: 2023/02/13 10:31:25  
 DRAWN: GMP  
 CHECKED: ACC



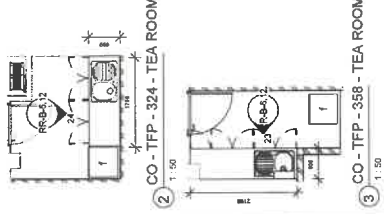
Item Mark	Count	Furniture	Typical	Description
B-A	120	Bench	Bench	GMS framed wall hung, timber Melita seating bench 450x600x90mm to detail.
CD-A	6	cupboard - double	1650mm	5 OF UNION ALU2724S seat height mounted to wall plate fixed 600x400x20mm timber back panel 1800mm above FFL to detail.
CD-B	6	cupboard - double	675mm	board with 16mm white melamine carcass with 20mm PVC edging surround with Blum / Greiss cupboards hinges on 16mm Melita double board phins carcass to BIC specialist detail.
CD-C	1	cupboard - double	600mm	board with 16mm white melamine carcass with 20mm PVC edging surround with Blum / Greiss cupboards hinges on 16mm Melita double board phins carcass to BIC specialist detail.
CD-D	2	cupboard - double	900mm	board with 16mm white melamine carcass with 20mm PVC edging surround with Blum / Greiss cupboards hinges on 16mm Melita double board phins carcass to BIC specialist detail.
CD-E	9	cupboard - full height	2800x304x900mm	Double full height cupboards 16mm white melamine carcass with 20mm PVC edging surround with Blum / Greiss cupboards hinges on 16mm Melita double board phins carcass to BIC specialist detail.
CD-F	4	cupboard - full height	2600x1650x900mm	Double full height cupboards 16mm white melamine carcass with 20mm PVC edging surround with Blum / Greiss cupboards hinges on 16mm Melita double board phins carcass to BIC specialist detail.
CD-G	2	cupboard - single	400mm	Single full height cupboards 16mm white melamine carcass with 20mm PVC edging surround with Blum / Greiss cupboards hinges on 16mm Melita double board phins carcass to BIC specialist detail.
CD-H	59	closed storage 5 shelves unit	2710x2713x400mm	First Office & Storage Concepts - Epoxy Powder coated steel Office type closed shelving, 521 x 384mm powder coated steel (7 off) at 352mm intervals on (detachable) 40mm x 4 LUG High tensile steel wall bracing Epoxy powder coated (7 off) per shelf length) fixed to wall with 4 of Midform Expansion bolts at max 3000mm or as otherwise approved to detail.
L-A	224	Locker	Single door	First Office & Storage Concepts - Epoxy Powder coated (7 off) steel lockers 1800x450x600mm single door locker with one top shelf fixed to wall with 4 of Midform Expansion bolts at max 3000mm or as otherwise approved to detail.
WBSR-A	25	Shelf unit cabinet	912x500x50mm	Vertical Office & Storage Concepts - Epoxy Powder coated (7 off) steel shelving 914 x 500mm powder coated steel (6 off) at 350mm intervals on (detachable) 40mm x 4 LUG High tensile steel wall bracing Epoxy powder coated (7 off) per shelf length) fixed to wall with 4 of Midform Expansion bolts at max 3000mm or as otherwise approved to detail.
WBSR-B	42	Wall panel 5 shelves	914x500mm	Vertical Office & Storage Concepts - Epoxy Powder coated (7 off) steel shelving 914 x 500mm powder coated steel (6 off) at 350mm intervals on (detachable) 40mm x 4 LUG High tensile steel wall bracing Epoxy powder coated (7 off) per shelf length) fixed to wall with 4 of Midform Expansion bolts at max 3000mm or as otherwise approved to detail.
WBSR-C	80	Wall panel 5 shelves	914x607mm	Vertical Office & Storage Concepts - Epoxy Powder coated (7 off) steel shelving 914 x 607mm powder coated steel (6 off) at 350mm intervals on (detachable) 40mm x 4 LUG High tensile steel wall bracing Epoxy powder coated (7 off) per shelf length) fixed to wall with 4 of Midform Expansion bolts at max 3000mm or as otherwise approved to detail.
WBSR-D	21	Wall panel 3 shelves & raffle rack below	914x305mm	New timber foot rest and angled wall mounted raffle rack with 3 wall bracing to detail. First Office & Storage Concepts - Epoxy Powder coated (7 off) steel shelving 914 x 305mm powder coated steel (6 off) at 350mm intervals on (detachable) 40mm x 4 LUG High tensile steel wall bracing Epoxy powder coated (7 off) per shelf length) fixed to wall with 4 of Midform Expansion bolts at max 3000mm or as otherwise approved to detail.

Count Total  
 612

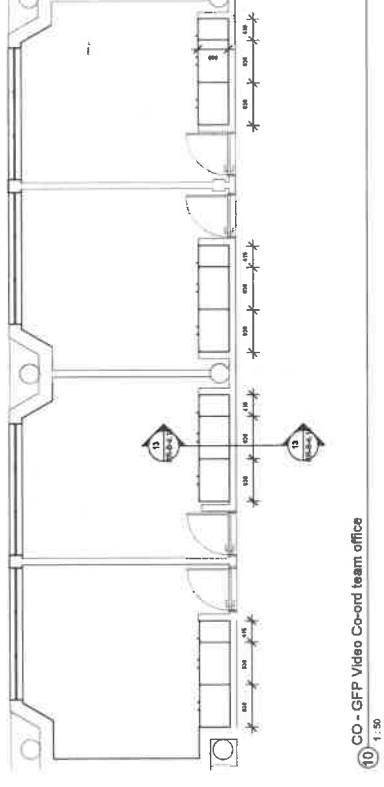
**CUPBOARD FULL HEIGHT CD-A / B & C** 1:20  
**CUPBOARD DOUBLE CD-A / B / C / D** 1:20



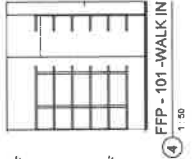
1 CO - FFP - 101 & 102 - WALK IN SAFES  
1:50



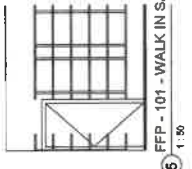
2 CO - TFP - 324 - TEA ROOM  
1:50



10 CO - GFF Video Co-ord team office  
1:50



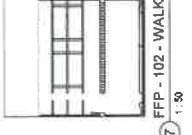
4 FFP - 101 - WALK IN SAFE 01  
1:50



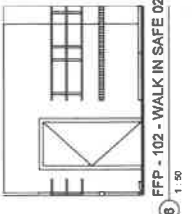
5 FFP - 101 - WALK IN SAFE 02  
1:50



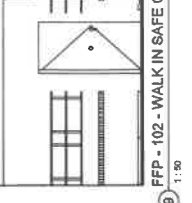
6 FFP - 101 - WALK IN SAFE 03  
1:50



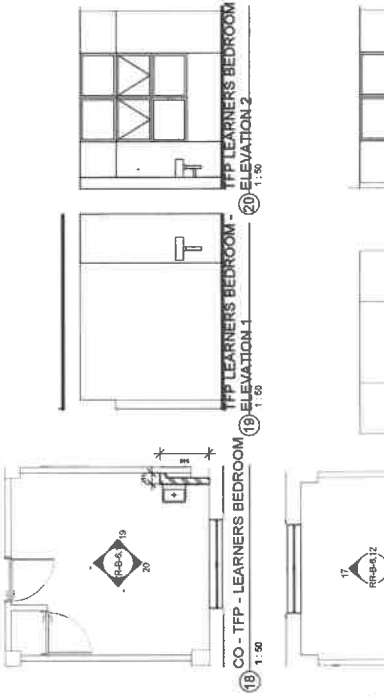
7 FFP - 102 - WALK IN SAFE 01  
1:50




8 FFP - 102 - WALK IN SAFE 02  
1:50



9 FFP - 102 - WALK IN SAFE 03  
1:50



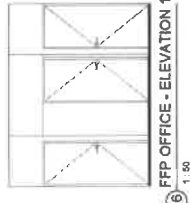
19 CO - TFP - LEARNERS BEDROOM  
1:50




19 ELEVATION 1  
1:50



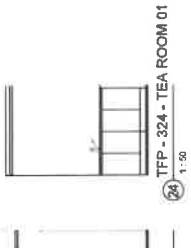
15 CO - FFP - OFFICE  
1:50



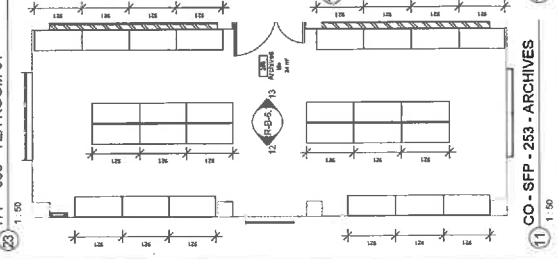
15 FFP OFFICE - ELEVATION 1  
1:50



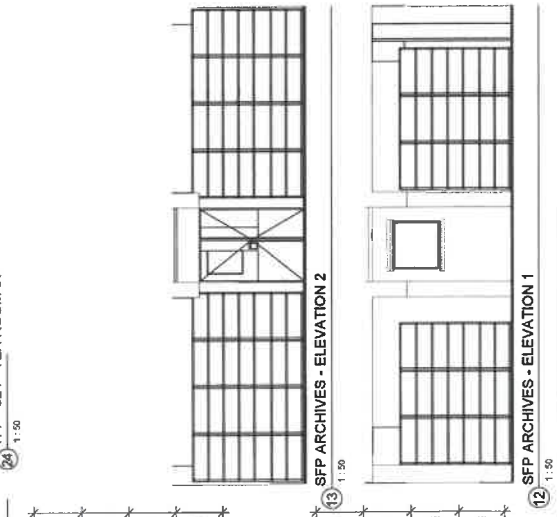
17 FFP OFFICE - ELEVATION 2  
1:50



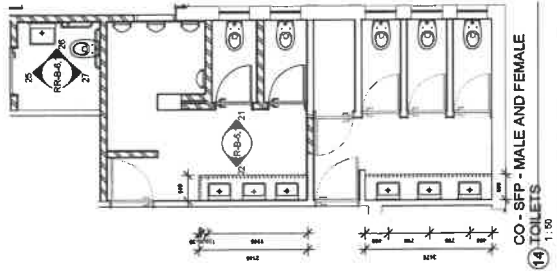
20 TFP - 324 - TEA ROOM 01  
1:50



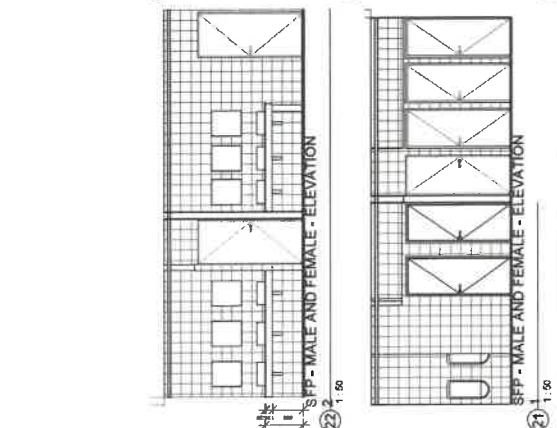
11 CO - SFP - 253 - ARCHIVES  
1:50



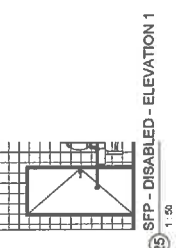
13 SFP ARCHIVES - ELEVATION 2  
1:50



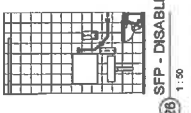
14 CO - SFP - MALE AND FEMALE  
1:50



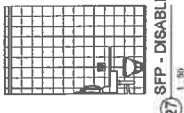
23 SFP - MALE AND FEMALE - ELEVATION  
1:50



25 SFP - DISABLED - ELEVATION 1  
1:50



26 SFP - DISABLED - ELEVATION 2  
1:50



27 SFP - DISABLED - ELEVATION 3  
1:50

Table with columns: No., Date, Amendment, Revision, and a section for copyright and professional registration information.



COOTE CLARKSON ARCHITECTS  
11 Fennell Road  
Dunstable, Bedfordshire  
LU28 3JH  
UK  
Tel: 01582 556800  
Fax: 01582 556801  
Email: info@cooteclarkson.co.uk  
www.cooteclarkson.co.uk

Table with columns: No. of, Original, ACC, and a section for internal room layouts, fixed furniture schedules & details 2.



NO.	Date	Amendment	DP:W
		Revision	
Copyright vests in the Department of Public Works			
SOUTH AFRICAN REPUBLIC OF SOUTH AFRICA Department of Public Works			
Name: Andrew Clarkson Date: 2023/02/13 15:24:12 professional registration no.: Practising Architect (SA)			
and the name: D.P.W. (Public Works) (Infrastructure) - Public Infrastructure - HJ HJ VAN ECK BUILDINGS ERF 6799			
Paper No: A1			

	
Department: Public Works and Infrastructure REPUBLIC OF SOUTH AFRICA	
Director: GENERAL JIM VAN VUUREN	

	
COOTE CLARKSON ARCHITECTURE 51 Frensham Road Durbanville 7801 Cape Town 7801 021 461 1111 www.cooteclarkson.co.za	
discipline: Architecture	service:
<b>NEWCASTLE SAPS;          REPAIRS AND RENOVATIONS          TO          HJ VAN ECK BUILDINGS          ERF 6799</b>	
VCS number: 046932	drawing file: INTERNAL ROOM LAYOUTS, FIXED FURNITURE SCHEDULES & DETAILS 4
ref. no. A25725/2001	designed: ACC
scale: 1:50	drawn: GNP
date: 2023/02/13 15:24:12	checked: ACC
DPM number:	A25725 / RP-B-6.14



**A**

8 of Photoluminescent sign red on white background, with the figure indicating the direction of escape double sided, framed and secret fixed to wall.

**B**

13 of Photoluminescent sign red on white background, with the figure indicating the direction of escape double sided, framed and secret fixed to ceiling with two approved chromium plated chains and hooks.

**C**

11 of Photoluminescent sign red on white background, single sided, framed and secret fixed to wall.

**D**

2 of Photoluminescent sign red on white background, single sided, framed and secret fixed to wall.

**E**

4 of Photoluminescent sign red on white background, single sided, framed and secret fixed to wall.

**F**

21 of Photoluminescent sign white figure and border on green background, with the figure indicating the direction of escape double sided, framed and secret fixed to wall with two approved chromium plated chains and hooks.

**G**

7 of Photoluminescent sign white figure and border on green background, with the figure indicating the direction of escape double sided, framed and secret fixed to wall with two approved chromium plated chains and hooks.

**H**

3 of Photoluminescent sign white figure and border on green background, with the figure indicating the direction of escape double sided, framed and secret fixed to wall.

**J**

2 of Photoluminescent sign white figure and border on green background, with the figure indicating the direction of escape double sided, framed and secret fixed to wall.

**K**

7 of Photoluminescent sign white figure and border on green background, with the figure indicating the direction of escape double sided, framed and secret fixed to wall.

**L**

1 of Photoluminescent sign white figure and border on green background, with the figure indicating the direction of escape double sided, framed and secret fixed to wall with two approved chromium plated chains and hooks.

**M**

Self Photoluminescent sign red on white background single sided, framed and secret fixed to wall.

ALL SIGNS AS MANUFACTURED BY JALITE OR SIMILAR AND APPROVED, SUPPLIED WITH ALUMINIUM FRAMES



**N**

34 of Photoluminescent sign red on white background, framed and secret fixed to wall.

**P**

4 of Photoluminescent sign red on white background, with the figure indicating the direction of escape double sided, framed and secret fixed to ceiling with two approved chromium plated chains and hooks.

200 X 100 X 3 mm anodised aluminium plate with 10 mm thick clear adhesive applied to both sides of plate for fastening to structure. Colour as per door number signage schedule. One way tag to be supplied with a 20mm dia stainless steel spring.

MS	Date	Amendment	D.P.W.
		Revision	
Copyright vests in the Department of Public Works			
self-off drawings			
client: HJ Van Eck Buildings (Pty) Ltd, 135 West Street, Durbanville, 7801 Attention: A25725/ RR-B-6-20/RR-B-6-20/RR-B-6-20			
name:	Andrie Clooson		
date:	2022/07/13 15:24:50	Professional registration no.:	P. arch 7471 (bestpr.) b.a.a. arch.
coll. by name:	HJ Van Eck Buildings (Pty) Ltd, 135 West Street, Durbanville, 7801 Attention: A25725/ RR-B-6-20/RR-B-6-20/RR-B-6-20	page no.:	A1

**public works & infrastructure**  
Department of Public Works  
REPUBLIC OF SOUTH AFRICA  
DIRECTOR - GENERAL  
ADV. SANI YAUDELA

consultant:  
**COOTE CLARKSON ARCHITECTS**  
51 Fremont Road  
Durbanville, 7801  
Lansdowne, 3270  
Telephone: +27 (0)31 933 3333  
Website: www.cooteclarkson.co.za  
designer: Architecture


PROJECT:  
**NEWCASTLE SAPS:  
REPAIRS AND RENOVATIONS  
TO  
HJ VAN ECK BUILDINGS  
ERF 6799**

MSD number: 048932  
drawing title:  
**SIGNAGE - FIRE ESCAPE & DOOR  
SIGNAGE**

ref. no.	A25725/2001	designed	J.M
scale	As indicated	drawn	G.L.P
date	2022/07/13 15:24:50	checked	A.C.C
DWG number:	A25725 / RR-B-6-20		








Visit Release curved modular sign system 150x300mm Wall Frame


Visit Systems curved modular sign system 100x300mm Wall Frame




Visit Systems curved modular sign system 200x300mm Wall Frame 4 of each



Visit Systems curved modular sign system 100x300mm Wall Frame



Visit Systems curved modular sign system (3) 170x710mm Combined Suspended Sign V100 Double Bided



Visit Systems curved modular sign system (3) 100x710mm Combined Suspended Sign V100 Single Sided

SIGNAGE INTERIOR



46 of 150 X 240 X 15mm anodized aluminium name plate with 15mm high suspended upper case. "Trace Balls Concealed" font lettering. 30 character per plate. Colour as per door number signage schedule. Plate fixed to door with double sided tape.

SIGNAGE - ROOM NAME PLATE



46 of 150 X 130 X 15mm anodized aluminium name plate with 15mm high suspended upper case. "Trace Balls Concealed" font lettering. 30 character per plate. Colour as per door number signage schedule. Plate fixed to door with double sided tape.

SIGNAGE - INTERIOR & ROOM NAMES

Rev.	Date	Amendment	DP:WV
		Revision	
Copyright Held by the Department of Public Works			

certified public directory as per Commissioned Director of Public Works (CPD) - CONTRACTOR REGISTRATION

name: Andre Clackson

date: 2023/07/13 16:35:47

professional registration no.: Pr. 1267 1271 (comp) S.A.S. h. arch.

code for name: DPA PROJECT REGISTRATION (A001) - Police and Infrastructure - HJ

paper size: A1

scale: 1:1

public works & infrastructure

Department of Public Works and Infrastructure REPUBLIC OF SOUTH AFRICA

DIRECTOR GENERAL DAN SAUVALE

COOTE CLACKSON ARCHITECTS

51 Firenze Road, Sandton, Johannesburg, 2013

011 784 3379

info@cooteclarkson.com

registration no. of company 2002/02/15

specialty: Architecture

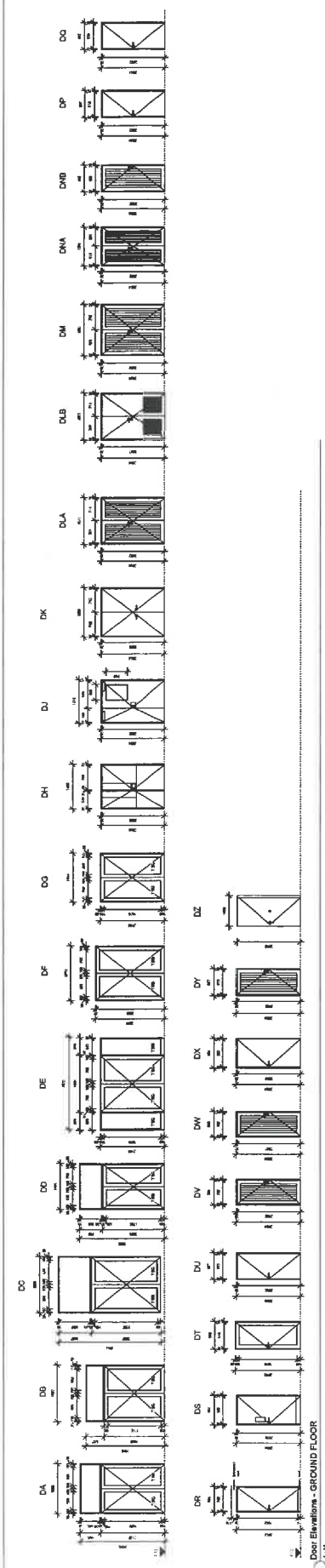
works:

NEWCASTLE SAPS: REPAIRS AND RENOVATIONS TO HJ VAN ECK BUILDINGS ERF 6799

WCS number: 048232

ref. no.	designed	JM
A25725/2091	drawn	GP
2023/02/15 16:35:47	checked	ACC

DPW drawing no. A25725 / RR-B-6.22



Door Elevations - GROUND FLOOR  
1:10

Door ID	Notes	Finish	Hardware	Manufacturer
DA	1. 1000mm wide, 2000mm high. 2. Single leaf. 3. Timber frame. 4. Glass insert. 5. See schedule for details.	Timber	Standard	Timber
DB	1. 1000mm wide, 2000mm high. 2. Double leaf. 3. Timber frame. 4. Glass insert. 5. See schedule for details.	Timber	Standard	Timber
DC	1. 1000mm wide, 2000mm high. 2. Double leaf. 3. Timber frame. 4. Glass insert. 5. See schedule for details.	Timber	Standard	Timber
DD	1. 1000mm wide, 2000mm high. 2. Double leaf. 3. Timber frame. 4. Glass insert. 5. See schedule for details.	Timber	Standard	Timber
DE	1. 1000mm wide, 2000mm high. 2. Double leaf. 3. Timber frame. 4. Glass insert. 5. See schedule for details.	Timber	Standard	Timber
DF	1. 1000mm wide, 2000mm high. 2. Double leaf. 3. Timber frame. 4. Glass insert. 5. See schedule for details.	Timber	Standard	Timber
DG	1. 1000mm wide, 2000mm high. 2. Double leaf. 3. Timber frame. 4. Glass insert. 5. See schedule for details.	Timber	Standard	Timber
DR	1. 1000mm wide, 2000mm high. 2. Double leaf. 3. Timber frame. 4. Glass insert. 5. See schedule for details.	Timber	Standard	Timber
DS	1. 1000mm wide, 2000mm high. 2. Double leaf. 3. Timber frame. 4. Glass insert. 5. See schedule for details.	Timber	Standard	Timber
DT	1. 1000mm wide, 2000mm high. 2. Double leaf. 3. Timber frame. 4. Glass insert. 5. See schedule for details.	Timber	Standard	Timber
DU	1. 1000mm wide, 2000mm high. 2. Double leaf. 3. Timber frame. 4. Glass insert. 5. See schedule for details.	Timber	Standard	Timber
DV	1. 1000mm wide, 2000mm high. 2. Double leaf. 3. Timber frame. 4. Glass insert. 5. See schedule for details.	Timber	Standard	Timber
DW	1. 1000mm wide, 2000mm high. 2. Double leaf. 3. Timber frame. 4. Glass insert. 5. See schedule for details.	Timber	Standard	Timber
DX	1. 1000mm wide, 2000mm high. 2. Double leaf. 3. Timber frame. 4. Glass insert. 5. See schedule for details.	Timber	Standard	Timber
DY	1. 1000mm wide, 2000mm high. 2. Double leaf. 3. Timber frame. 4. Glass insert. 5. See schedule for details.	Timber	Standard	Timber
DZ	1. 1000mm wide, 2000mm high. 2. Double leaf. 3. Timber frame. 4. Glass insert. 5. See schedule for details.	Timber	Standard	Timber
DLA	1. 1000mm wide, 2000mm high. 2. Double leaf. 3. Timber frame. 4. Glass insert. 5. See schedule for details.	Timber	Standard	Timber
DLB	1. 1000mm wide, 2000mm high. 2. Double leaf. 3. Timber frame. 4. Glass insert. 5. See schedule for details.	Timber	Standard	Timber
DM	1. 1000mm wide, 2000mm high. 2. Double leaf. 3. Timber frame. 4. Glass insert. 5. See schedule for details.	Timber	Standard	Timber
DNA	1. 1000mm wide, 2000mm high. 2. Double leaf. 3. Timber frame. 4. Glass insert. 5. See schedule for details.	Timber	Standard	Timber
DNB	1. 1000mm wide, 2000mm high. 2. Double leaf. 3. Timber frame. 4. Glass insert. 5. See schedule for details.	Timber	Standard	Timber
DP	1. 1000mm wide, 2000mm high. 2. Double leaf. 3. Timber frame. 4. Glass insert. 5. See schedule for details.	Timber	Standard	Timber
DQ	1. 1000mm wide, 2000mm high. 2. Double leaf. 3. Timber frame. 4. Glass insert. 5. See schedule for details.	Timber	Standard	Timber

**public works & infrastructure**  
**NEWCASTLE SAPS**  
**REPAIRS AND RENOVATIONS**  
**TO**  
**HJ VANEG BUILDINGS**  
**REF 0789**

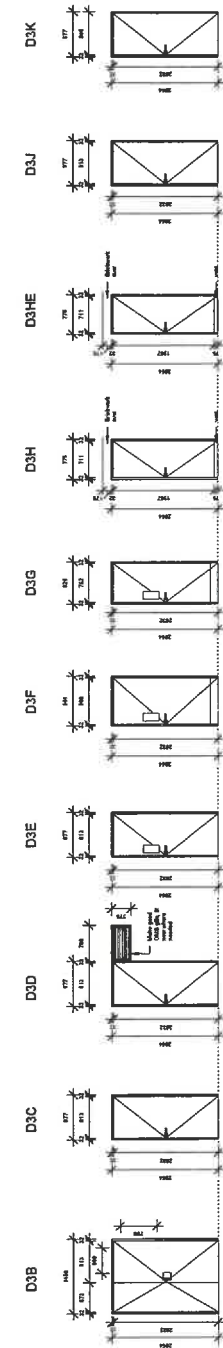
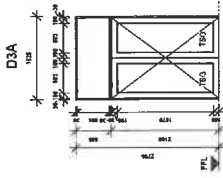
**COOTE CLARKE**  
**ARCHITECTS**  
 15/16 BRIDGE STREET  
 NEWCASTLE  
 NSW 2300  
 PHONE 02 4929 4000  
 WWW.COOTECLARKE.COM.AU

**NEWCASTLE SAPS**  
**REPAIRS AND RENOVATIONS**  
**TO**  
**HJ VANEG BUILDINGS**  
**REF 0789**

**DOOR SCHEDULE GROUND FLOOR**

NO. 1  
 DATE: 12/12/2018  
 DRAWN: J. SMITH  
 CHECKED: M. JONES  
 APPROVED: P. BROWN





Door Elevations - 3rd

1 - 50

Mark	Code	Height	Width	Material	Door	Frame Finish	Hardware/Quality
D3A	1	2135	1423	3mm (single) wood	Winged No. 4 system powder coated aluminium double door set by AAABAA approved supplier	Frame 1 Winged No. 4 system powder coated aluminium double door set by AAABAA approved supplier	Hardware 1 Winged No. 4 system powder coated aluminium double door set by AAABAA approved supplier
D3B	2	2044	1423	40 mm (solid) F4 reinforced aluminium frame used for operation	Winged No. 4 system powder coated aluminium double door set by AAABAA approved supplier	Frame 1 Winged No. 4 system powder coated aluminium double door set by AAABAA approved supplier	Hardware 1 Winged No. 4 system powder coated aluminium double door set by AAABAA approved supplier
D3C	4	2044	1423	40 mm (solid) F4 reinforced aluminium frame used for operation	Winged No. 4 system powder coated aluminium double door set by AAABAA approved supplier	Frame 1 Winged No. 4 system powder coated aluminium double door set by AAABAA approved supplier	Hardware 1 Winged No. 4 system powder coated aluminium double door set by AAABAA approved supplier
D3D	1	2044	1423	40 mm (solid) F4 reinforced aluminium frame used for operation	Winged No. 4 system powder coated aluminium double door set by AAABAA approved supplier	Frame 1 Winged No. 4 system powder coated aluminium double door set by AAABAA approved supplier	Hardware 1 Winged No. 4 system powder coated aluminium double door set by AAABAA approved supplier
D3E	2	2044	1423	40 mm (solid) F4 reinforced aluminium frame used for operation	Winged No. 4 system powder coated aluminium double door set by AAABAA approved supplier	Frame 1 Winged No. 4 system powder coated aluminium double door set by AAABAA approved supplier	Hardware 1 Winged No. 4 system powder coated aluminium double door set by AAABAA approved supplier
D3F	2	2044	1423	40 mm (solid) F4 reinforced aluminium frame used for operation	Winged No. 4 system powder coated aluminium double door set by AAABAA approved supplier	Frame 1 Winged No. 4 system powder coated aluminium double door set by AAABAA approved supplier	Hardware 1 Winged No. 4 system powder coated aluminium double door set by AAABAA approved supplier
D3G	4	2044	1423	40 mm (solid) F4 reinforced aluminium frame used for operation	Winged No. 4 system powder coated aluminium double door set by AAABAA approved supplier	Frame 1 Winged No. 4 system powder coated aluminium double door set by AAABAA approved supplier	Hardware 1 Winged No. 4 system powder coated aluminium double door set by AAABAA approved supplier
D3H	1	2044	1423	40 mm (solid) F4 reinforced aluminium frame used for operation	Winged No. 4 system powder coated aluminium double door set by AAABAA approved supplier	Frame 1 Winged No. 4 system powder coated aluminium double door set by AAABAA approved supplier	Hardware 1 Winged No. 4 system powder coated aluminium double door set by AAABAA approved supplier
D3I	2	2044	1423	40 mm (solid) F4 reinforced aluminium frame used for operation	Winged No. 4 system powder coated aluminium double door set by AAABAA approved supplier	Frame 1 Winged No. 4 system powder coated aluminium double door set by AAABAA approved supplier	Hardware 1 Winged No. 4 system powder coated aluminium double door set by AAABAA approved supplier
D3J	2	2044	1423	40 mm (solid) F4 reinforced aluminium frame used for operation	Winged No. 4 system powder coated aluminium double door set by AAABAA approved supplier	Frame 1 Winged No. 4 system powder coated aluminium double door set by AAABAA approved supplier	Hardware 1 Winged No. 4 system powder coated aluminium double door set by AAABAA approved supplier
D3K	2	2044	1423	40 mm (solid) F4 reinforced aluminium frame used for operation	Winged No. 4 system powder coated aluminium double door set by AAABAA approved supplier	Frame 1 Winged No. 4 system powder coated aluminium double door set by AAABAA approved supplier	Hardware 1 Winged No. 4 system powder coated aluminium double door set by AAABAA approved supplier

**public works & infrastructure**

Directorate of Public Works and Infrastructure  
REPUBLIC OF SOUTH AFRICA

DIRECTOR GENERAL  
PUBLIC WORKS

Project Name: A25725 / RF-B-7.3

Page No: 11

Revision: 1.50

Date: 2023/02/13 16:40:08

Author: ACC

Checked: ACC

Approved: ACC

COOTE CLARKSON  
ARCHITECTS

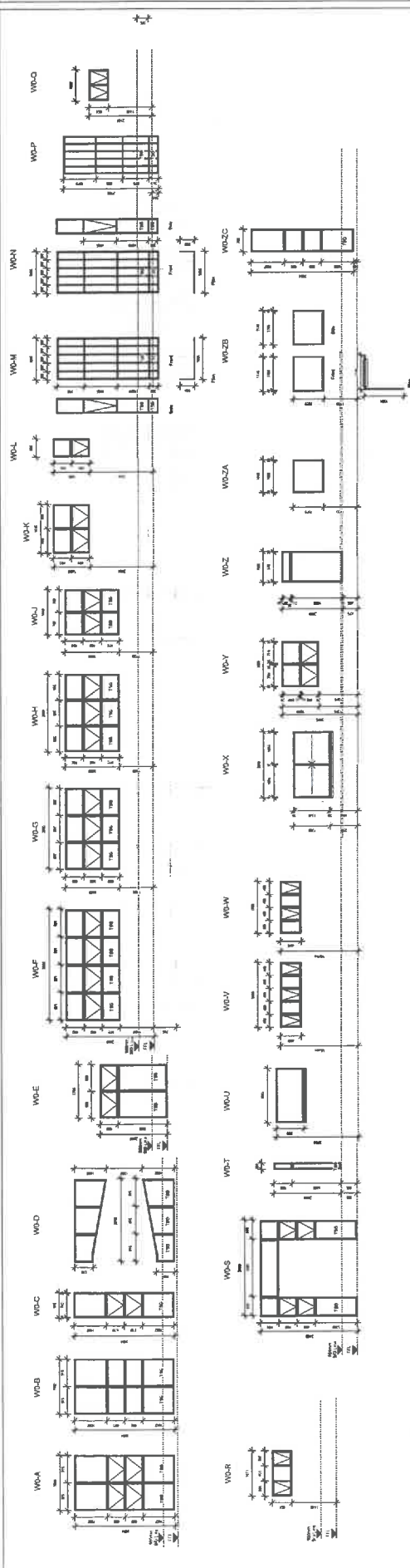
11 Pringle Road  
Brynerton  
Ladysmith 3145  
Tel: 033 312 3300  
Fax: 033 312 3301  
Email: info@cooteclarkson.co.za

Discipline: Architecture

**NEWCASTLE SAPS;  
REPAIRS AND RENOVATIONS  
TO  
HJ VAN ECK BUILDINGS  
ERF 6799**

WCS NUMBER: 046023

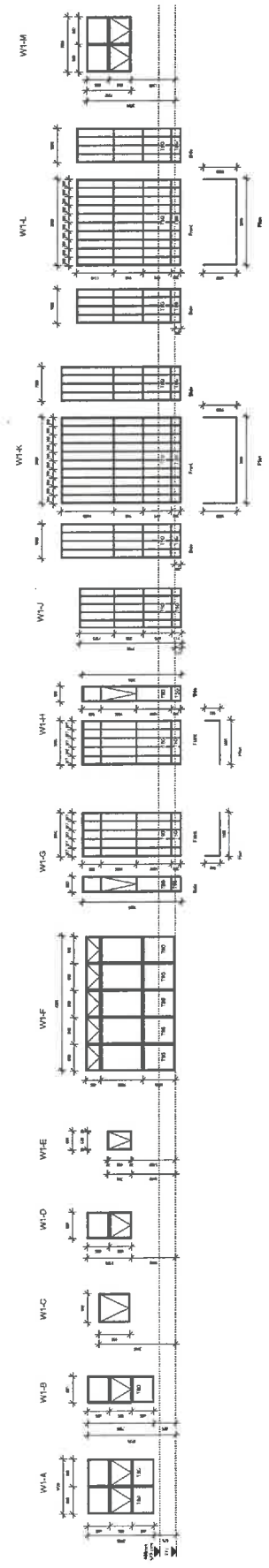
DOOR SCHEDULE 3RD FLOOR



Window Elevations - GFP  
1:50

Window Schedule - GFP  
Frame Type

Window #	Window Type	Size (W x H)	Material	Notes
WDA	...	...	...	...
WDB	...	...	...	...
WDC	...	...	...	...
WDD	...	...	...	...
WDE	...	...	...	...
WDF	...	...	...	...
WDG	...	...	...	...
WDH	...	...	...	...
WDI	...	...	...	...
WDJ	...	...	...	...
WDK	...	...	...	...
WDL	...	...	...	...
WDM	...	...	...	...
WDN	...	...	...	...
WDP	...	...	...	...
WDQ	...	...	...	...
WDR	...	...	...	...
WDS	...	...	...	...
WDT	...	...	...	...
WDU	...	...	...	...
WDV	...	...	...	...
WDM	...	...	...	...
WDX	...	...	...	...
WDY	...	...	...	...
WDZ	...	...	...	...
WDZA	...	...	...	...
WDZB	...	...	...	...
WDZC	...	...	...	...



Window Elevations - 1st  
1:50

Window Schedule - 1ST FLOOR  
Frame Type

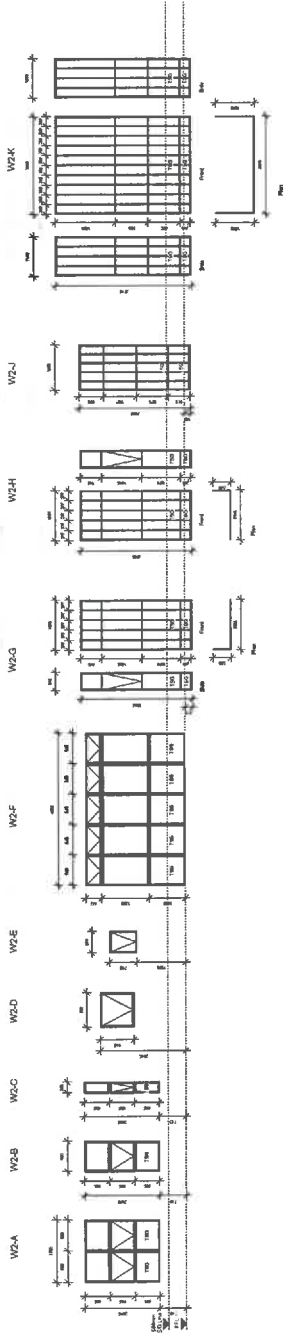
Window #	Window Type	Size (W x H)	Material	Notes
W1A	...	...	...	...
W1B	...	...	...	...
W1C	...	...	...	...
W1D	...	...	...	...
W1E	...	...	...	...
W1F	...	...	...	...
W1G	...	...	...	...
W1H	...	...	...	...
W1I	...	...	...	...
W1J	...	...	...	...
W1K	...	...	...	...
W1L	...	...	...	...
W1M	...	...	...	...

DATE	1/21
DESIGNER	Public Works & Infrastructure
CHECKED BY	...
PROJECT NO.	...
PROJECT NAME	NEWCASTLE SAFPS: REPAIRS AND RENOVATIONS FLOOR & FIRST FLOOR
CLIENT	HJ VAN ECK BUILDINGS
PROJECT MANAGER	ERF 6798
DATE	2023/03/13 09:00:01
SCALE	1:50
DATE	2023/03/13 09:00:01
SCALE	1:50
DATE	2023/03/13 09:00:01
SCALE	1:50

public works & infrastructure  
CORPORATE SERVICES DIVISION  
DIRECTOR GENERAL  
AS SUBSIDIARY

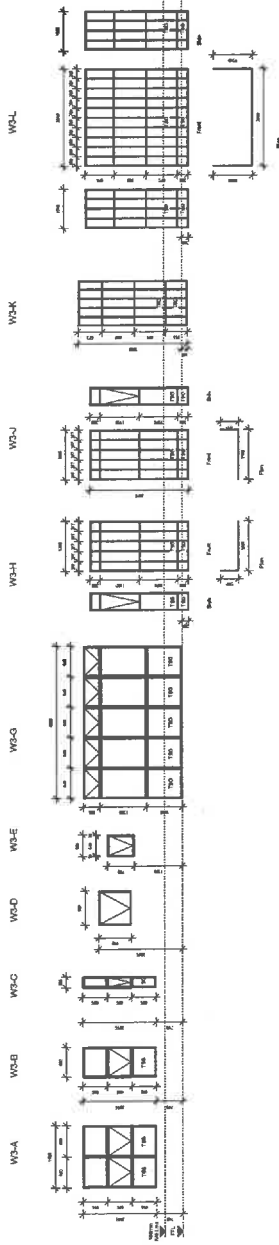
COOPERS & LYBRAND  
100 WATERLOO STREET, SUITE 1000  
TORONTO, ONTARIO M5V 0A5  
CANADA  
TEL: 416-593-9100  
WWW.COOPERSLYBRAND.COM

NEWCASTLE SAFPS:  
REPAIRS AND RENOVATIONS  
FLOOR & FIRST FLOOR  
ERF 6798





Window Elevations - 2nd  
1:10

Window Schedule - 2ND FLOOR	Window Schedule - 2ND FLOOR
Window No.	Window No.
W2A	W2A
W2B	W2B
W2C	W2C
W2D	W2D
W2E	W2E
W2F	W2F
W2G	W2G
W2H	W2H
W2J	W2J
W2K	W2K



Window Elevations - 3rd  
1:10

Window Schedule - 3RD FLOOR	Window Schedule - 3RD FLOOR
Window No.	Window No.
W3A	W3A
W3B	W3B
W3C	W3C
W3D	W3D
W3E	W3E
W3G	W3G
W3H	W3H
W3J	W3J
W3K	W3K
W3L	W3L

 <p>public works &amp; infrastructure</p> <p>NEWCASTLE S.A.P.S. NEWCASTLE S.A.P.S. NEWCASTLE S.A.P.S. NEWCASTLE S.A.P.S. NEWCASTLE S.A.P.S.</p>	 <p>COOTE CLARKE ARCHITECTS 100, Market Street Newcastle, NSW 1590 Australia Phone: +61 8 9510 1000 Fax: +61 8 9510 1001 Email: info@cooteclarke.com.au</p>	<p>NEWCASTLE S.A.P.S. REPAIRS AND RENOVATIONS HJ VAN EGGE BUILDINGS EKF 6798</p>	<p>WINDOW SCHEDULE 2ND &amp; 3RD FLOOR</p> <p>DATE: 04/03/2014 DRAWN: J.C. CHECKED: J.C. SCALE: 1:10</p>
--	--	--	--

Floor Level	Room Number	Room Name	Area provided	Area required
0	GROUND FLOOR PLAN 35	Dining room	169 m <sup>2</sup>	169 m <sup>2</sup>
0	GROUND FLOOR PLAN 36	Female	6 m <sup>2</sup>	6 m <sup>2</sup>
0	GROUND FLOOR PLAN 37	Male	9 m <sup>2</sup>	9 m <sup>2</sup>
0	GROUND FLOOR PLAN 38	Passage	20 m <sup>2</sup>	20 m <sup>2</sup>
0	GROUND FLOOR PLAN 39	POP Lobby	19 m <sup>2</sup>	19 m <sup>2</sup>
0	GROUND FLOOR PLAN 40	POP Lecture 1	37 m <sup>2</sup>	35 m <sup>2</sup>
0	GROUND FLOOR PLAN 41	POP Lecture 2	37 m <sup>2</sup>	35 m <sup>2</sup>
0	GROUND FLOOR PLAN 42	Lecture material store	10 m <sup>2</sup>	10 m <sup>2</sup>
0	GROUND FLOOR PLAN 43	1 Info / Planners / Offices	15 m <sup>2</sup>	12 m <sup>2</sup>
0	GROUND FLOOR PLAN 44	2 Info / Planners / Offices	14 m <sup>2</sup>	12 m <sup>2</sup>
0	GROUND FLOOR PLAN 45	DB	4 m <sup>2</sup>	4 m <sup>2</sup>
0	GROUND FLOOR PLAN 46	Walk-in safe ammo	7 m <sup>2</sup>	5 m <sup>2</sup>
0	GROUND FLOOR PLAN 47	Walk-in safe arms	7 m <sup>2</sup>	5 m <sup>2</sup>
0	GROUND FLOOR PLAN 48	3 Info / Planners / Offices	13 m <sup>2</sup>	12 m <sup>2</sup>
0	GROUND FLOOR PLAN 49	Female	4 m <sup>2</sup>	4 m <sup>2</sup>
0	GROUND FLOOR PLAN 50	4 Info / Planners / Offices	17 m <sup>2</sup>	12 m <sup>2</sup>
0	GROUND FLOOR PLAN 51	Confidential statement room	13 m <sup>2</sup>	12 m <sup>2</sup>
0	GROUND FLOOR PLAN 52	3 x Administrators Lev 5	19 m <sup>2</sup>	24 m <sup>2</sup>
0	GROUND FLOOR PLAN 53	Nurse room	13 m <sup>2</sup>	12 m <sup>2</sup>
0	GROUND FLOOR PLAN 54	Kitchenette	13 m <sup>2</sup>	12 m <sup>2</sup>
0	GROUND FLOOR PLAN 55	WC	2 m <sup>2</sup>	32 m <sup>2</sup>
0	GROUND FLOOR PLAN 56	4 x Administrators Lev 5	20 m <sup>2</sup>	35 m <sup>2</sup>
0	GROUND FLOOR PLAN 57	Board room	32 m <sup>2</sup>	32 m <sup>2</sup>
0	GROUND FLOOR PLAN 58	Passage	72 m <sup>2</sup>	72 m <sup>2</sup>
0	GROUND FLOOR PLAN 59	4 Video co-ord. team office	14 m <sup>2</sup>	8 m <sup>2</sup>
0	GROUND FLOOR PLAN 60	4 Video co-ord. team office	14 m <sup>2</sup>	8 m <sup>2</sup>
0	GROUND FLOOR PLAN 61	3 Video co-ord. team office	14 m <sup>2</sup>	8 m <sup>2</sup>
0	GROUND FLOOR PLAN 62	Male	6 m <sup>2</sup>	8 m <sup>2</sup>
0	GROUND FLOOR PLAN 63	2 Video co-ord. team office	14 m <sup>2</sup>	8 m <sup>2</sup>
0	GROUND FLOOR PLAN 64	1 Video co-ord. team office	17 m <sup>2</sup>	16 m <sup>2</sup>
0	GROUND FLOOR PLAN 65	Operational room	17 m <sup>2</sup>	16 m <sup>2</sup>
0	GROUND FLOOR PLAN 66	Cleaners equip & store	5 m <sup>2</sup>	5 m <sup>2</sup>

Floor Level	Room Number	Room Name	Area provided	Area required
1	FIRST FLOOR PLAN 132	Cleaner's store	3 m <sup>2</sup>	2 m <sup>2</sup>
1	FIRST FLOOR PLAN 133	Member Lev 10	12 m <sup>2</sup>	10 m <sup>2</sup>
1	FIRST FLOOR PLAN 134	Plat. A1: 8 members	13 m <sup>2</sup>	12 m <sup>2</sup>
1	FIRST FLOOR PLAN 135	Plat. A3: 18 members	13 m <sup>2</sup>	12 m <sup>2</sup>
1	FIRST FLOOR PLAN 136	Plat. A2: 12 members	13 m <sup>2</sup>	12 m <sup>2</sup>
1	FIRST FLOOR PLAN 137	Plat. A5: 30 members	13 m <sup>2</sup>	12 m <sup>2</sup>
1	FIRST FLOOR PLAN 138	Plat. A4: 24 members	13 m <sup>2</sup>	12 m <sup>2</sup>
1	FIRST FLOOR PLAN 139	Plat. B2: 12 members	13 m <sup>2</sup>	12 m <sup>2</sup>
1	FIRST FLOOR PLAN 140	Plat. B1: 6 members	13 m <sup>2</sup>	12 m <sup>2</sup>
1	FIRST FLOOR PLAN 141	Plat. B4: 24 members	13 m <sup>2</sup>	12 m <sup>2</sup>
1	FIRST FLOOR PLAN 142	Plat. B3: 18 members	13 m <sup>2</sup>	12 m <sup>2</sup>
1	FIRST FLOOR PLAN 143	Plat. C1: 6 members	13 m <sup>2</sup>	12 m <sup>2</sup>
1	FIRST FLOOR PLAN 144	Plat. C2: 18 members	13 m <sup>2</sup>	12 m <sup>2</sup>
1	FIRST FLOOR PLAN 145	Plat. B5: 30 members	13 m <sup>2</sup>	12 m <sup>2</sup>
1	FIRST FLOOR PLAN 146	Plat. C1: 12 members	13 m <sup>2</sup>	12 m <sup>2</sup>
1	FIRST FLOOR PLAN 147	Plat. C4: 30 members	13 m <sup>2</sup>	12 m <sup>2</sup>
1	FIRST FLOOR PLAN 148	Plat. C3: 24 members	13 m <sup>2</sup>	12 m <sup>2</sup>
1	FIRST FLOOR PLAN 149	Plat. D5: 6 members	13 m <sup>2</sup>	12 m <sup>2</sup>
1	FIRST FLOOR PLAN 150	Plat. D5: 12 members	13 m <sup>2</sup>	12 m <sup>2</sup>
1	FIRST FLOOR PLAN 151	Plat. D5: 18 members	13 m <sup>2</sup>	12 m <sup>2</sup>
1	FIRST FLOOR PLAN 152	Plat. D5: 24 members	13 m <sup>2</sup>	12 m <sup>2</sup>
1	FIRST FLOOR PLAN 153	Cleaners Equip	4 m <sup>2</sup>	5 m <sup>2</sup>
1	FIRST FLOOR PLAN 154	Disabled	6 m <sup>2</sup>	8 m <sup>2</sup>
1	FIRST FLOOR PLAN 155	Male	3 m <sup>2</sup>	3 m <sup>2</sup>
1	FIRST FLOOR PLAN 156	Female	18 m <sup>2</sup>	18 m <sup>2</sup>
1	FIRST FLOOR PLAN 157	Passage	6 m <sup>2</sup>	6 m <sup>2</sup>
1	FIRST FLOOR PLAN 158	Plat. 03	70 m <sup>2</sup>	13 m <sup>2</sup>
1	FIRST FLOOR PLAN 159	Plat. 03	13 m <sup>2</sup>	13 m <sup>2</sup>
1	FIRST FLOOR PLAN 160	External Staircase	20 m <sup>2</sup>	20 m <sup>2</sup>

Floor Level	Room Number	Room Name	Area provided	Area required
0	GROUND FLOOR PLAN 101	Walk-in safe ammo	7 m <sup>2</sup>	8 m <sup>2</sup>
0	GROUND FLOOR PLAN 102	Walk-in safe arms	6 m <sup>2</sup>	5 m <sup>2</sup>
0	GROUND FLOOR PLAN 103	Officer Lev 10	12 m <sup>2</sup>	10 m <sup>2</sup>
0	GROUND FLOOR PLAN 104	1 x Administrator Lev 5	27 m <sup>2</sup>	18 m <sup>2</sup>
0	GROUND FLOOR PLAN 105	2 x Administrator Lev 5	27 m <sup>2</sup>	18 m <sup>2</sup>
0	GROUND FLOOR PLAN 106	2 x Officer Lev 8	12 m <sup>2</sup>	8 m <sup>2</sup>
0	GROUND FLOOR PLAN 107	3 x Officer Lev 8	12 m <sup>2</sup>	8 m <sup>2</sup>
0	GROUND FLOOR PLAN 108	2 x Member Lev 5	13 m <sup>2</sup>	12 m <sup>2</sup>
0	GROUND FLOOR PLAN 109	1 x Officer Lev 7	12 m <sup>2</sup>	8 m <sup>2</sup>
0	GROUND FLOOR PLAN 110	2 x Member Lev 5	13 m <sup>2</sup>	12 m <sup>2</sup>
0	GROUND FLOOR PLAN 111	2 x Officer Lev 7	12 m <sup>2</sup>	8 m <sup>2</sup>
0	GROUND FLOOR PLAN 112	2 x Member Lev 5	13 m <sup>2</sup>	12 m <sup>2</sup>
0	GROUND FLOOR PLAN 113	3 x Officer Lev 7	12 m <sup>2</sup>	8 m <sup>2</sup>
0	GROUND FLOOR PLAN 114	2 x Member Lev 5	13 m <sup>2</sup>	12 m <sup>2</sup>
0	GROUND FLOOR PLAN 115	4 x Officer Lev 7	12 m <sup>2</sup>	8 m <sup>2</sup>
0	GROUND FLOOR PLAN 116	5 x Officer Lev 7	12 m <sup>2</sup>	8 m <sup>2</sup>
0	GROUND FLOOR PLAN 117	6 x Officer Lev 7	12 m <sup>2</sup>	8 m <sup>2</sup>
0	GROUND FLOOR PLAN 118	1 x Officer Lev 8	28 m <sup>2</sup>	24 m <sup>2</sup>
0	GROUND FLOOR PLAN 119	Archives	21 m <sup>2</sup>	18 m <sup>2</sup>
0	GROUND FLOOR PLAN 120	Stationary store	13 m <sup>2</sup>	12 m <sup>2</sup>
0	GROUND FLOOR PLAN 121	Cleaners test room	13 m <sup>2</sup>	12 m <sup>2</sup>
0	GROUND FLOOR PLAN 122	Cleaners Equip	7 m <sup>2</sup>	7 m <sup>2</sup>
0	GROUND FLOOR PLAN 123	Test room	4 m <sup>2</sup>	4 m <sup>2</sup>
0	GROUND FLOOR PLAN 124	Disabled Toilet	3 m <sup>2</sup>	4 m <sup>2</sup>
0	GROUND FLOOR PLAN 125	Male	10 m <sup>2</sup>	10 m <sup>2</sup>
0	GROUND FLOOR PLAN 126	Female	6 m <sup>2</sup>	6 m <sup>2</sup>
0	GROUND FLOOR PLAN 127A	Passage	6 m <sup>2</sup>	6 m <sup>2</sup>
0	GROUND FLOOR PLAN 127B	Passage	86 m <sup>2</sup>	86 m <sup>2</sup>
0	GROUND FLOOR PLAN 128	Server	7 m <sup>2</sup>	7 m <sup>2</sup>

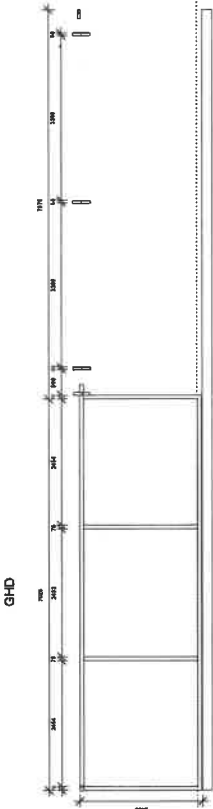
Floor Level	Room Number	Room Name	Area provided	Area required
0	GROUND FLOOR PLAN 4	Passage	15 m <sup>2</sup>	15 m <sup>2</sup>
0	GROUND FLOOR PLAN 5	Reception / CCTV	7 m <sup>2</sup>	7 m <sup>2</sup>
0	GROUND FLOOR PLAN 6	Server Distribution room	4 m <sup>2</sup>	6 m <sup>2</sup>
0	GROUND FLOOR PLAN 7	1 x Computer Training	28 m <sup>2</sup>	4 m <sup>2</sup>
0	GROUND FLOOR PLAN 8	2 x Computer Training	34 m <sup>2</sup>	35 m <sup>2</sup>
0	GROUND FLOOR PLAN 9	Training Lecture 1	34 m <sup>2</sup>	35 m <sup>2</sup>
0	GROUND FLOOR PLAN 10	Training Lecture 2	16 m <sup>2</sup>	16 m <sup>2</sup>
0	GROUND FLOOR PLAN 11	Training Lobby	10 m <sup>2</sup>	12 m <sup>2</sup>
0	GROUND FLOOR PLAN 12	Lecture material store	37 m <sup>2</sup>	35 m <sup>2</sup>
0	GROUND FLOOR PLAN 13	Training Lecture 4	37 m <sup>2</sup>	35 m <sup>2</sup>
0	GROUND FLOOR PLAN 14	Training Lecture 3	37 m <sup>2</sup>	35 m <sup>2</sup>
0	GROUND FLOOR PLAN 15	Branding & target store	9 m <sup>2</sup>	10 m <sup>2</sup>
0	GROUND FLOOR PLAN 16	Walk-in safe arms	7 m <sup>2</sup>	7 m <sup>2</sup>
0	GROUND FLOOR PLAN 17	Walk-in safe ammo	7 m <sup>2</sup>	8 m <sup>2</sup>

Floor Level	Room Number	Room Name	Area provided	Area required
2	SECOND FLOOR PLAN 201	Walk-in safe ammo	7 m <sup>2</sup>	7 m <sup>2</sup>
2	SECOND FLOOR PLAN 202	Walk-in safe arms	6 m <sup>2</sup>	6 m <sup>2</sup>
2	SECOND FLOOR PLAN 203	1 Officer Lev 8	12 m <sup>2</sup>	12 m <sup>2</sup>
2	SECOND FLOOR PLAN 204	2 x Administrators Lev 5	12 m <sup>2</sup>	12 m <sup>2</sup>
2	SECOND FLOOR PLAN 205	2 Officer Lev 8	12 m <sup>2</sup>	12 m <sup>2</sup>
2	SECOND FLOOR PLAN 206	Board room	27 m <sup>2</sup>	28 m <sup>2</sup>
2	SECOND FLOOR PLAN 207	1 Member Lev 7	12 m <sup>2</sup>	8 m <sup>2</sup>
2	SECOND FLOOR PLAN 208	2 Member Lev 7	12 m <sup>2</sup>	8 m <sup>2</sup>
2	SECOND FLOOR PLAN 209	3 Member Lev 7	12 m <sup>2</sup>	8 m <sup>2</sup>
2	SECOND FLOOR PLAN 210	1 Member Lev 5	12 m <sup>2</sup>	8 m <sup>2</sup>
2	SECOND FLOOR PLAN 211	2 Member Lev 5	12 m <sup>2</sup>	8 m <sup>2</sup>
2	SECOND FLOOR PLAN 212	3 Member Lev 5	12 m <sup>2</sup>	8 m <sup>2</sup>
2	SECOND FLOOR PLAN 213	5 Member Lev 7	15 m <sup>2</sup>	8 m <sup>2</sup>
2	SECOND FLOOR PLAN 214	8 Member Lev 7	15 m <sup>2</sup>	8 m <sup>2</sup>
2	SECOND FLOOR PLAN 215	8 Member Lev 5	12 m <sup>2</sup>	8 m <sup>2</sup>
2	SECOND FLOOR PLAN 216	4 Member Lev 5	12 m <sup>2</sup>	8 m <sup>2</sup>
2	SECOND FLOOR PLAN 217	7 Member Lev 7	12 m <sup>2</sup>	8 m <sup>2</sup>
2	SECOND FLOOR PLAN 218	5 Member Lev 5	12 m <sup>2</sup>	8 m <sup>2</sup>
2	SECOND FLOOR PLAN 219	8 Member Lev 5	12 m <sup>2</sup>	8 m <sup>2</sup>
2	SECOND FLOOR PLAN 220	1 Member Lev 6	12 m <sup>2</sup>	8 m <sup>2</sup>
2	SECOND FLOOR PLAN 221	2 Member Lev 6	12 m <sup>2</sup>	8 m <sup>2</sup>
2	SECOND FLOOR PLAN 222	Store room	15 m <sup>2</sup>	6 m <sup>2</sup>
2	SECOND FLOOR PLAN 223	Test room	7 m <sup>2</sup>	7 m <sup>2</sup>
2	SECOND FLOOR PLAN 224	Cleaners equip	4 m <sup>2</sup>	4 m <sup>2</sup>
2	SECOND FLOOR PLAN 225	Disabled Toilet	3 m <sup>2</sup>	3 m <sup>2</sup>
2	SECOND FLOOR PLAN 226	Male	10 m <sup>2</sup>	10 m <sup>2</sup>
2	SECOND FLOOR PLAN 227	Female	6 m <sup>2</sup>	6 m <sup>2</sup>
2	SECOND FLOOR PLAN 228	Passage	74 m <sup>2</sup>	74 m <sup>2</sup>
2	SECOND FLOOR PLAN 229	Server	7 m <sup>2</sup>	7 m <sup>2</sup>
2	SECOND FLOOR PLAN 230	New Lobby	15 m <sup>2</sup>	15 m <sup>2</sup>
2	SECOND FLOOR PLAN 231	Lobby	28 m <sup>2</sup>	28 m <sup>2</sup>
2	SECOND FLOOR PLAN 232	Stair 02	26 m <sup>2</sup>	26 m <sup>2</sup>
2	SECOND FLOOR PLAN 233	Cleaner's store	4 m <sup>2</sup>	4 m <sup>2</sup>
2	SECOND FLOOR PLAN 234	Portfolios of evidence 1	13 m <sup>2</sup>	12 m <sup>2</sup>
2	SECOND FLOOR PLAN 235	Portfolios of evidence 2	13 m <sup>2</sup>	12 m <sup>2</sup>
2	SECOND FLOOR PLAN 236	Portfolios of evidence 3	13 m <sup>2</sup>	12 m <sup>2</sup>
2	SECOND FLOOR PLAN 237	Mock court room	27 m <sup>2</sup>	12 m <sup>2</sup>
2	SECOND FLOOR PLAN 238	Interview interrogation 1	12 m <sup>2</sup>	10 m <sup>2</sup>
2	SECOND FLOOR PLAN 239	Interview interrogation 2	12 m <sup>2</sup>	10 m <sup>2</sup>
2	SECOND FLOOR PLAN 240	Office	12 m <sup>2</sup>	12 m <sup>2</sup>
2	SECOND FLOOR PLAN 241	Office	12 m <sup>2</sup>	12 m <sup>2</sup>
2	SECOND FLOOR PLAN 242	Office	12 m <sup>2</sup>	12 m <sup>2</sup>
2	SECOND FLOOR PLAN 243	Office	12 m <sup>2</sup>	12 m <sup>2</sup>
2	SECOND FLOOR PLAN 244	Cleaners rest room	11 m <sup>2</sup>	12 m <sup>2</sup>
2	SECOND FLOOR PLAN 245	Duplicating room	12 m <sup>2</sup>	12 m <sup>2</sup>
2	SECOND FLOOR PLAN 246	Stationary store	13 m <sup>2</sup>	8 m <sup>2</sup>
2	SECOND FLOOR PLAN 247	2 x Security guards	12 m <sup>2</sup>	12 m <sup>2</sup>
2	SECOND FLOOR PLAN 248	2 x Security guards	12 m <sup>2</sup>	12 m <sup>2</sup>
2	SECOND FLOOR PLAN 249	1 x General worker	12 m <sup>2</sup>	12 m <sup>2</sup>
2	SECOND FLOOR PLAN 250	General store 1	13 m <sup>2</sup>	12 m <sup>2</sup>
2	SECOND FLOOR PLAN 251	General store 2	13 m <sup>2</sup>	12 m <sup>2</sup>
2	SECOND FLOOR PLAN 252	General store 3	13 m <sup>2</sup>	12 m <sup>2</sup>
2	SECOND FLOOR PLAN 253	Test room	7 m <sup>2</sup>	7 m <sup>2</sup>
2	SECOND FLOOR PLAN 254	Cleaners equip	4 m <sup>2</sup>	4 m <sup>2</sup>
2	SECOND FLOOR PLAN 255	Archives	34 m <sup>2</sup>	34 m <sup>2</sup>
2	SECOND FLOOR PLAN 256	Disabled Toilet	3 m <sup>2</sup>	3 m <sup>2</sup>
2	SECOND FLOOR PLAN 257	Male	10 m <sup>2</sup>	10 m <sup>2</sup>
2	SECOND FLOOR PLAN 258	Female	5 m <sup>2</sup>	5 m <sup>2</sup>
2	SECOND FLOOR PLAN 259	Passage	69 m <sup>2</sup>	69 m <sup>2</sup>
2	SECOND FLOOR PLAN 260	Stair 03	12 m <sup>2</sup>	12 m <sup>2</sup>
2	SECOND FLOOR PLAN 261	Stair 01	12 m <sup>2</sup>	12 m <sup>2</sup>
2	SECOND FLOOR PLAN 262	External Staircase	20 m <sup>2</sup>	20 m <sup>2</sup>

ROOM / DESCRIPTION	AREA	AREA INO. REQUIRED
SPACE TO CONDUCT FITNESS ASSESSMENT AND PARADES	400mm	?
BATHROOM FACILITIES: MALES: SHOWER AND BASIN FEMALES: SHOWER AND BASIN DISABLED:	5 MWC; 6 URINAL; 8 SHWR; 3 MWC; 3 URINAL; 2 SHWR 5 MWC; 2 SHWR 2 MWC; 2 URINAL; 2 SHWR	10 2

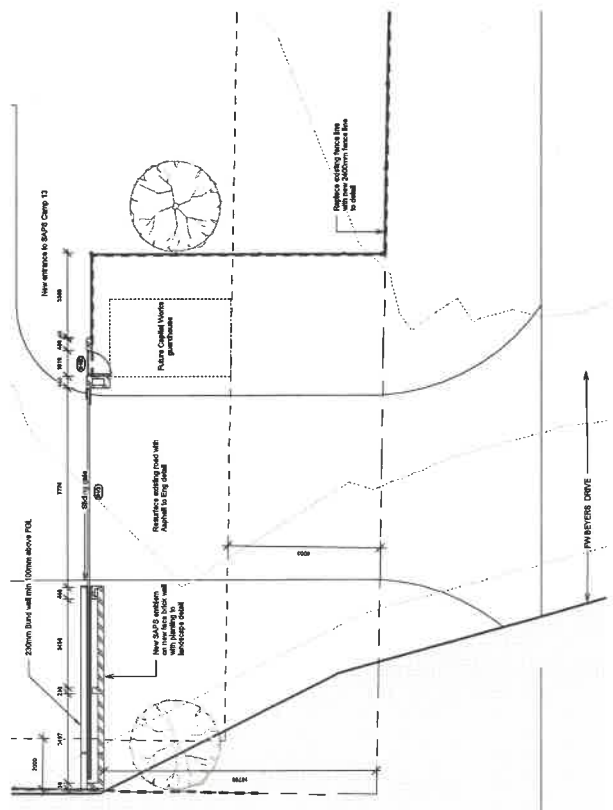
POP - gFP - Room comparison	STU - fFP - Room Comparison	TRAINING - gFP - Room comparison																																																																																																																											
<table border="1"> <thead> <tr> <th>Floor Level</th> <th>Room Number</th> <th>Room Name</th> <th>Area provided</th> <th>Area required</th> </tr> </thead> <tbody> <tr><td>0</td><td>GROUND FLOOR PLAN 35</td><td>Dining room</td><td>169 m<sup>2</sup></td><td>169 m<sup>2</sup></td></tr> <tr><td>0</td><td>GROUND FLOOR PLAN 36</td><td>Female</td><td>6 m<sup>2</sup></td><td>6 m<sup>2</sup></td></tr> <tr><td>0</td><td>GROUND FLOOR PLAN 37</td><td>Male</td><td>9 m<sup>2</sup></td><td>9 m<sup>2</sup></td></tr> <tr><td>0</td><td>GROUND FLOOR PLAN 38</td><td>Passage</td><td>20 m<sup>2</sup></td><td>20 m<sup>2</sup></td></tr> <tr><td>0</td><td>GROUND FLOOR PLAN 39</td><td>POP Lobby</td><td>19 m<sup>2</sup></td><td>19 m<sup>2</sup></td></tr> <tr><td>0</td><td>GROUND FLOOR PLAN 40</td><td>POP Lecture 1</td><td>37 m<sup>2</sup></td><td>35 m<sup>2</sup></td></tr> <tr><td>0</td><td>GROUND FLOOR PLAN 41</td><td>POP Lecture 2</td><td>37 m<sup>2</sup></td><td>35 m<sup>2</sup></td></tr> <tr><td>0</td><td>GROUND FLOOR PLAN 42</td><td>Lecture material store</td><td>10 m<sup>2</sup></td><td>10 m<sup>2</sup></td></tr> <tr><td>0</td><td>GROUND FLOOR PLAN 43</td><td>1 Info / Planners / Offices</td><td>15 m<sup>2</sup></td><td>12 m<sup>2</sup></td></tr> <tr><td>0</td><td>GROUND FLOOR PLAN 44</td><td>2 Info / Planners / Offices</td><td>14 m<sup>2</sup></td><td>12 m<sup>2</sup></td></tr> <tr><td>0</td><td>GROUND FLOOR PLAN 45</td><td>DB</td><td>4 m<sup>2</sup></td><td>4 m<sup>2</sup></td></tr> <tr><td>0</td><td>GROUND FLOOR PLAN 46</td><td>Walk-in safe ammo</td><td>7 m<sup>2</sup></td><td>5 m<sup>2</sup></td></tr> <tr><td>0</td><td>GROUND FLOOR PLAN 47</td><td>Walk-in safe arms</td><td>7 m<sup>2</sup></td><td>5 m<sup>2</sup></td></tr> <tr><td>0</td><td>GROUND FLOOR PLAN 48</td><td>3 Info / Planners / Offices</td><td>13 m<sup>2</sup></td><td>12 m<sup>2</sup></td></tr> <tr><td>0</td><td>GROUND FLOOR PLAN 49</td><td>Female</td><td>4 m<sup>2</sup></td><td>4 m<sup>2</sup></td></tr> <tr><td>0</td><td>GROUND FLOOR PLAN 50</td><td>4 Info / Planners / Offices</td><td>17 m<sup>2</sup></td><td>12 m<sup>2</sup></td></tr> <tr><td>0</td><td>GROUND FLOOR PLAN 51</td><td>Confidential statement room</td><td>13 m<sup>2</sup></td><td>12 m<sup>2</sup></td></tr> <tr><td>0</td><td>GROUND FLOOR PLAN 52</td><td>3 x Administrators Lev 5</td><td>19 m<sup>2</sup></td><td>24 m<sup>2</sup></td></tr> <tr><td>0</td><td>GROUND FLOOR PLAN 53</td><td>Nurse room</td><td>13 m<sup>2</sup></td><td>12 m<sup>2</sup></td></tr> <tr><td>0</td><td>GROUND FLOOR PLAN 54</td><td>Kitchenette</td><td>13 m<sup>2</sup></td><td>12 m<sup>2</sup></td></tr> <tr><td>0</td><td>GROUND FLOOR PLAN 55</td><td>WC</td><td>2 m<sup>2</sup></td><td>32 m<sup>2</sup></td></tr> <tr><td>0</td><td>GROUND FLOOR PLAN 56</td><td>4 x Administrators Lev 5</td><td>20 m<sup>2</sup></td><td>35 m<sup>2</sup></td></tr> <tr><td>0</td><td>GROUND FLOOR PLAN 57</td><td>Board room</td><td>32 m<sup>2</sup></td><td>32 m<sup>2</sup></td></tr> <tr><td>0</td><td>GROUND FLOOR PLAN 58</td><td>Passage</td><td>72 m<sup>2</sup></td><td>72 m<sup>2</sup></td></tr></tbody></table>	Floor Level	Room Number	Room Name	Area provided	Area required	0	GROUND FLOOR PLAN 35	Dining room	169 m <sup>2</sup>	169 m <sup>2</sup>	0	GROUND FLOOR PLAN 36	Female	6 m <sup>2</sup>	6 m <sup>2</sup>	0	GROUND FLOOR PLAN 37	Male	9 m <sup>2</sup>	9 m <sup>2</sup>	0	GROUND FLOOR PLAN 38	Passage	20 m <sup>2</sup>	20 m <sup>2</sup>	0	GROUND FLOOR PLAN 39	POP Lobby	19 m <sup>2</sup>	19 m <sup>2</sup>	0	GROUND FLOOR PLAN 40	POP Lecture 1	37 m <sup>2</sup>	35 m <sup>2</sup>	0	GROUND FLOOR PLAN 41	POP Lecture 2	37 m <sup>2</sup>	35 m <sup>2</sup>	0	GROUND FLOOR PLAN 42	Lecture material store	10 m <sup>2</sup>	10 m <sup>2</sup>	0	GROUND FLOOR PLAN 43	1 Info / Planners / Offices	15 m <sup>2</sup>	12 m <sup>2</sup>	0	GROUND FLOOR PLAN 44	2 Info / Planners / Offices	14 m <sup>2</sup>	12 m <sup>2</sup>	0	GROUND FLOOR PLAN 45	DB	4 m <sup>2</sup>	4 m <sup>2</sup>	0	GROUND FLOOR PLAN 46	Walk-in safe ammo	7 m <sup>2</sup>	5 m <sup>2</sup>	0	GROUND FLOOR PLAN 47	Walk-in safe arms	7 m <sup>2</sup>	5 m <sup>2</sup>	0	GROUND FLOOR PLAN 48	3 Info / Planners / Offices	13 m <sup>2</sup>	12 m <sup>2</sup>	0	GROUND FLOOR PLAN 49	Female	4 m <sup>2</sup>	4 m <sup>2</sup>	0	GROUND FLOOR PLAN 50	4 Info / Planners / Offices	17 m <sup>2</sup>	12 m <sup>2</sup>	0	GROUND FLOOR PLAN 51	Confidential statement room	13 m <sup>2</sup>	12 m <sup>2</sup>	0	GROUND FLOOR PLAN 52	3 x Administrators Lev 5	19 m <sup>2</sup>	24 m <sup>2</sup>	0	GROUND FLOOR PLAN 53	Nurse room	13 m <sup>2</sup>	12 m <sup>2</sup>	0	GROUND FLOOR PLAN 54	Kitchenette	13 m <sup>2</sup>	12 m <sup>2</sup>	0	GROUND FLOOR PLAN 55	WC	2 m <sup>2</sup>	32 m <sup>2</sup>	0	GROUND FLOOR PLAN 56	4 x Administrators Lev 5	20 m <sup>2</sup>	35 m <sup>2</sup>	0	GROUND FLOOR PLAN 57	Board room	32 m <sup>2</sup>	32 m <sup>2</sup>	0	GROUND FLOOR PLAN 58	Passage	72 m <sup>2</sup>	72 m <sup>2</sup>
Floor Level	Room Number	Room Name	Area provided	Area required																																																																																																																									
0	GROUND FLOOR PLAN 35	Dining room	169 m <sup>2</sup>	169 m <sup>2</sup>																																																																																																																									
0	GROUND FLOOR PLAN 36	Female	6 m <sup>2</sup>	6 m <sup>2</sup>																																																																																																																									
0	GROUND FLOOR PLAN 37	Male	9 m <sup>2</sup>	9 m <sup>2</sup>																																																																																																																									
0	GROUND FLOOR PLAN 38	Passage	20 m <sup>2</sup>	20 m <sup>2</sup>																																																																																																																									
0	GROUND FLOOR PLAN 39	POP Lobby	19 m <sup>2</sup>	19 m <sup>2</sup>																																																																																																																									
0	GROUND FLOOR PLAN 40	POP Lecture 1	37 m <sup>2</sup>	35 m <sup>2</sup>																																																																																																																									
0	GROUND FLOOR PLAN 41	POP Lecture 2	37 m <sup>2</sup>	35 m <sup>2</sup>																																																																																																																									
0	GROUND FLOOR PLAN 42	Lecture material store	10 m <sup>2</sup>	10 m <sup>2</sup>																																																																																																																									
0	GROUND FLOOR PLAN 43	1 Info / Planners / Offices	15 m <sup>2</sup>	12 m <sup>2</sup>																																																																																																																									
0	GROUND FLOOR PLAN 44	2 Info / Planners / Offices	14 m <sup>2</sup>	12 m <sup>2</sup>																																																																																																																									
0	GROUND FLOOR PLAN 45	DB	4 m <sup>2</sup>	4 m <sup>2</sup>																																																																																																																									
0	GROUND FLOOR PLAN 46	Walk-in safe ammo	7 m <sup>2</sup>	5 m <sup>2</sup>																																																																																																																									
0	GROUND FLOOR PLAN 47	Walk-in safe arms	7 m <sup>2</sup>	5 m <sup>2</sup>																																																																																																																									
0	GROUND FLOOR PLAN 48	3 Info / Planners / Offices	13 m <sup>2</sup>	12 m <sup>2</sup>																																																																																																																									
0	GROUND FLOOR PLAN 49	Female	4 m <sup>2</sup>	4 m <sup>2</sup>																																																																																																																									
0	GROUND FLOOR PLAN 50	4 Info / Planners / Offices	17 m <sup>2</sup>	12 m <sup>2</sup>																																																																																																																									
0	GROUND FLOOR PLAN 51	Confidential statement room	13 m <sup>2</sup>	12 m <sup>2</sup>																																																																																																																									
0	GROUND FLOOR PLAN 52	3 x Administrators Lev 5	19 m <sup>2</sup>	24 m <sup>2</sup>																																																																																																																									
0	GROUND FLOOR PLAN 53	Nurse room	13 m <sup>2</sup>	12 m <sup>2</sup>																																																																																																																									
0	GROUND FLOOR PLAN 54	Kitchenette	13 m <sup>2</sup>	12 m <sup>2</sup>																																																																																																																									
0	GROUND FLOOR PLAN 55	WC	2 m <sup>2</sup>	32 m <sup>2</sup>																																																																																																																									
0	GROUND FLOOR PLAN 56	4 x Administrators Lev 5	20 m <sup>2</sup>	35 m <sup>2</sup>																																																																																																																									
0	GROUND FLOOR PLAN 57	Board room	32 m <sup>2</sup>	32 m <sup>2</sup>																																																																																																																									
0	GROUND FLOOR PLAN 58	Passage	72 m <sup>2</sup>	72 m <sup>2</sup>																																																																																																																									



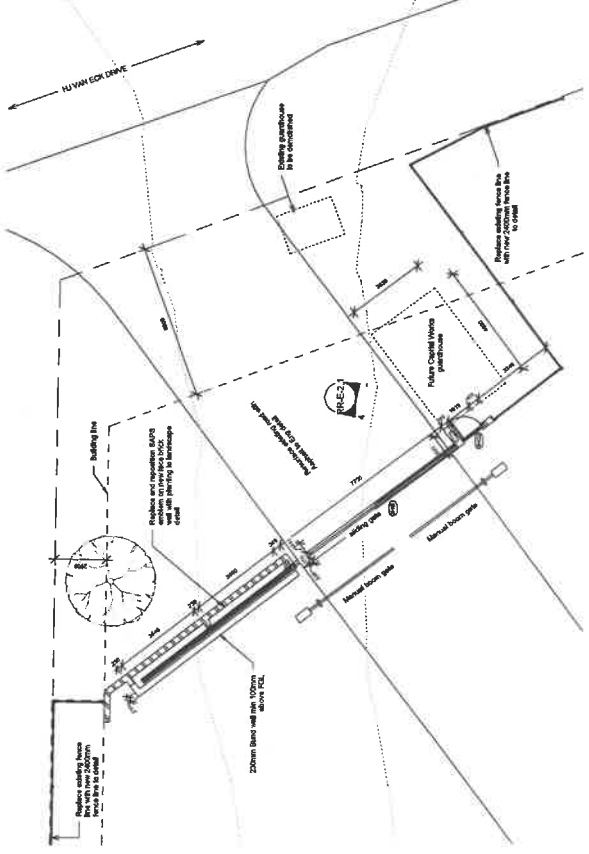


Door Elevations - Guard houses  
1:50


MARK	COORD	HT	HT	WIDTH	DOOR HELL SIZE	DOOR	FRAME TYPE	FRAME FINISH	FRAME FINISH	COMMENTS
10451	1000	2400	1500	1500	2500mm	2500mm wide door with 1000mm high transoms and 1000mm high sills. Frame to be finished with lead finish. Hardware to be stainless steel. To be set in 100mm concrete. To be set in 100mm concrete. To be set in 100mm concrete.	Lead finish	Painted finish	Painted finish	1000mm wide door with 1000mm high transoms and 1000mm high sills. Frame to be finished with lead finish. Hardware to be stainless steel. To be set in 100mm concrete. To be set in 100mm concrete. To be set in 100mm concrete.
10452	3400	2400	1500	1500	2500mm	2500mm wide door with 1000mm high transoms and 1000mm high sills. Frame to be finished with lead finish. Hardware to be stainless steel. To be set in 100mm concrete. To be set in 100mm concrete. To be set in 100mm concrete.	Lead finish	Painted finish	Painted finish	1000mm wide door with 1000mm high transoms and 1000mm high sills. Frame to be finished with lead finish. Hardware to be stainless steel. To be set in 100mm concrete. To be set in 100mm concrete. To be set in 100mm concrete.



2 -1. Exit guard house  
1:100



1 -1. Entrance guard house  
1:100



4 - Entrance guardhouse East  
1:100

No.	Date	Amendment	Revision	DP/W

small drawings  
Copyright reserved to the Department of Public Works  
All rights reserved. No part of this publication may be reproduced, stored in a retrieval system, or transmitted in any form or by any means, electronic, mechanical, photocopying, recording, or by any information storage and retrieval system, without the prior written permission of the Department of Public Works.  
Name: Andrew Chapman  
Date: 2023/02/13 16:52:42  
Professional registration no.: Practising Architect, S.A. No. 10476

Call for more  
COO: PROJECT MANAGEMENT: Public Administration - HJ  
HOBBES Road, ERF 6799  
NEWCASTLE, 2312  
Phone No: 08 9392 4111  
Fax: 08 9392 4112  
Email: info@coo.co.za  
Website: www.coo.co.za  
A1

**public works & infrastructure**  
Department of Public Works and Infrastructure  
REPUBLIC OF SOUTH AFRICA  
DIRECTOR GENERAL  
AJAY SAM VJAYEA

**COOTE CLARKSON**  
51 Perseus Road  
Aurora, TREC 4  
Lafayette, 2312  
South Africa  
Tel: 08 9392 4111  
Fax: 08 9392 4112  
Email: info@coo.co.za  
Website: www.coo.co.za  
Architects

NEWCASTLE SAPS:  
REPAIRS AND RENOVATIONS  
TO  
HJ VAN ECK BUILDINGS  
ERF 6799


drawing file:  
ENTRANCE GATE PLANS, ELEVATION & GATE SCHEDULE  
VCS number: 048932  
revision: ACC  
scale: As Indicated  
date: 2023/02/13 16:52:42  
DW drawing no: A25725 / RR-E-2.1

No.	Date	Amendment	DTW
		Revision	
Client's name & address Department of Public Works			
Technical drawing Section through Duct Areas Door Section through Duct Areas Door DZE Elevation Section through Duct Areas Door DZE Elevation Section through Duct Areas Door DZE Elevation			
Drawn by: Andrew Chikwan Date: 2023/02/13 10:44:49 Professional registration no.: Pr. 420 7471 (2009) S.A.S., S.A.S., S.A.S.			
Client's name & address Department of Public Works Technical drawing Section through Duct Areas Door Section through Duct Areas Door DZE Elevation Section through Duct Areas Door DZE Elevation Section through Duct Areas Door DZE Elevation			
Project name: Project description: Project location: Project start date: Project end date:			

Page 8/9  
A1

**public works  
& infrastructure**

REPUBLIC OF SOUTH AFRICA  
 PUBLIC WORKS AND INFRASTRUCTURE  
 DIRECTOR - GENERAL  
 407 SAN VONDEL



**COOTE CLARKSON**  
 P O BOX 1145  
 168 BROADWAY DRIVE  
 SANDHURST 6140  
 SOUTH AFRICA  
 Telephone: +27 31 471 5100  
 Fax: +27 31 471 5105  
 Email: info@cooteclarkson.com

Project name: NEWCASTLE SAPS: REPAIRS AND RENOVATIONS TO HU VAN ECK BUILDINGS ERF 6799

Project description: CONSTRUCTION GATE DETAILS

Project location: SANDHURST, CAPE PROVINCE

Project start date: 2023/02/13 10:44:49

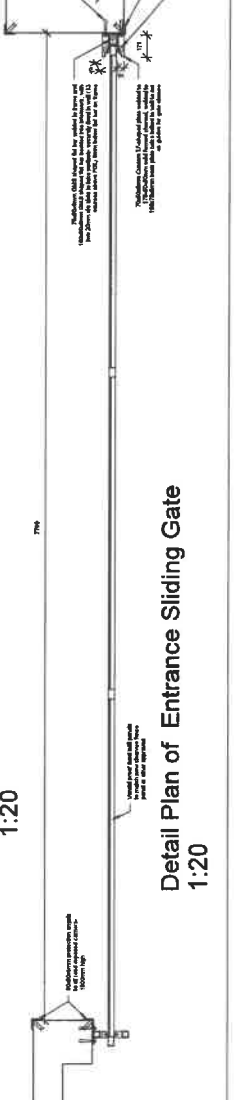

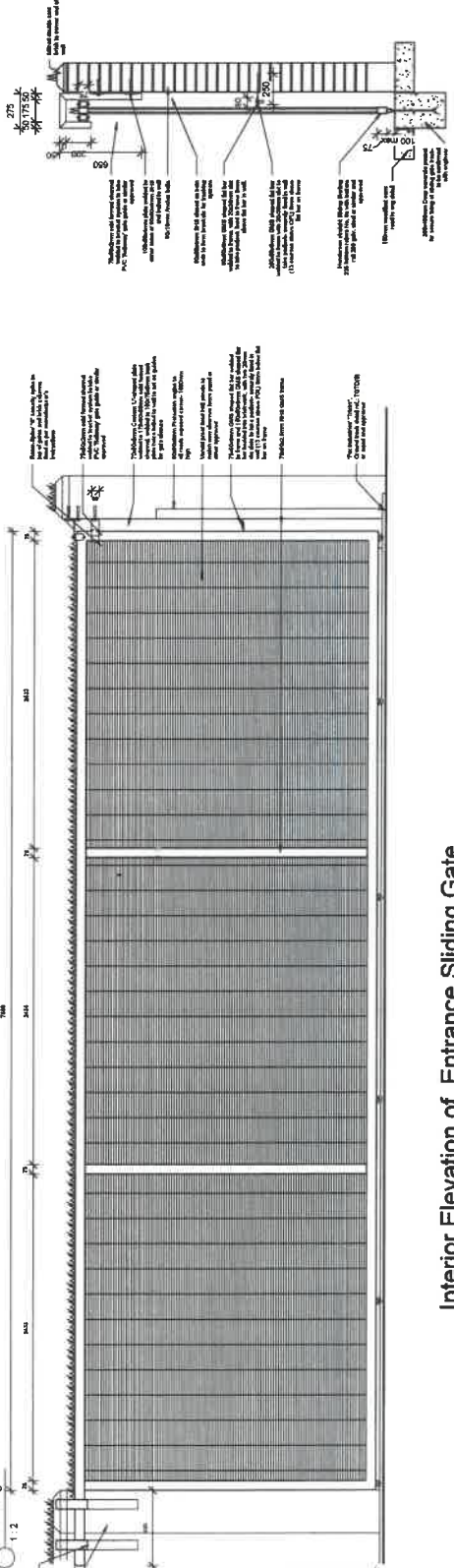
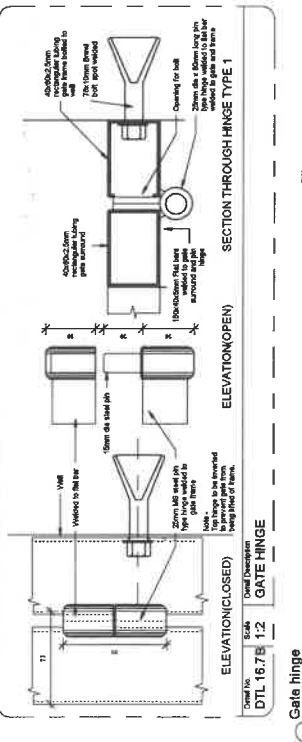
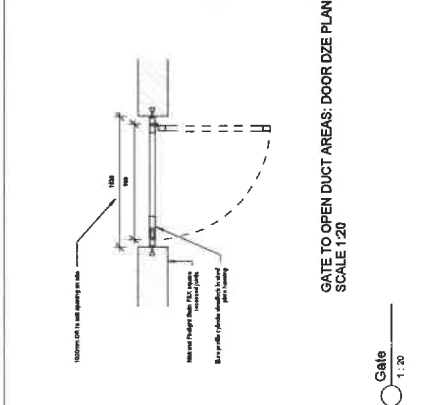
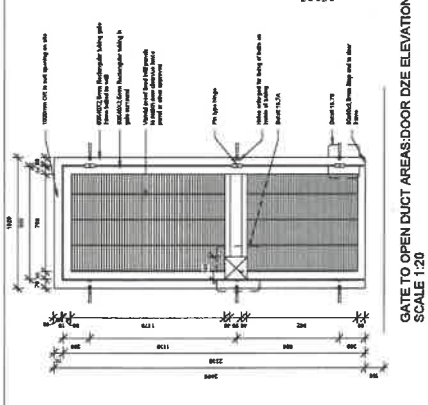
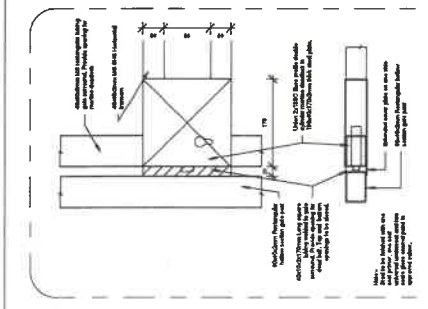
Project end date: 2023/02/13 10:44:49

Author: Andrew Chikwan

Check: Andrew Chikwan

Draw: Andrew Chikwan

Scale: 1:20



# **ELECTRICAL DRAWINGS**



**LUMINAIRE INSTALLATION INSTRUCTIONS**

- Install galvanneel steel (P4000) unlimited in passage
- Use galvanized steel (P4000) unlimited in passage
- Use galvanized steel (P4000) unlimited in passage
- Use galvanized steel (P4000) unlimited in passage

R#	DATE	AMENDMENT	D.P.W.

Copyright held by the  
Department of Public Works



**Fus**  
*Engineers & Project Managers cc*

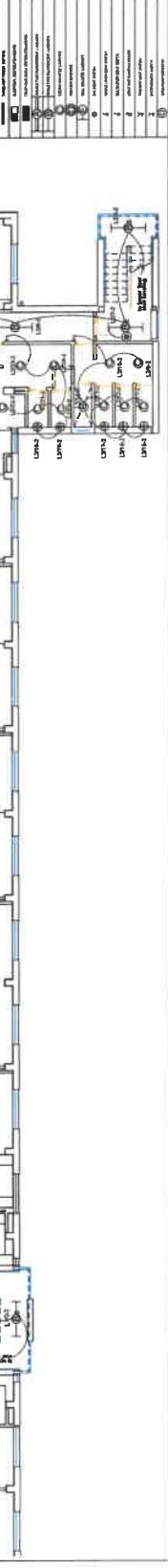
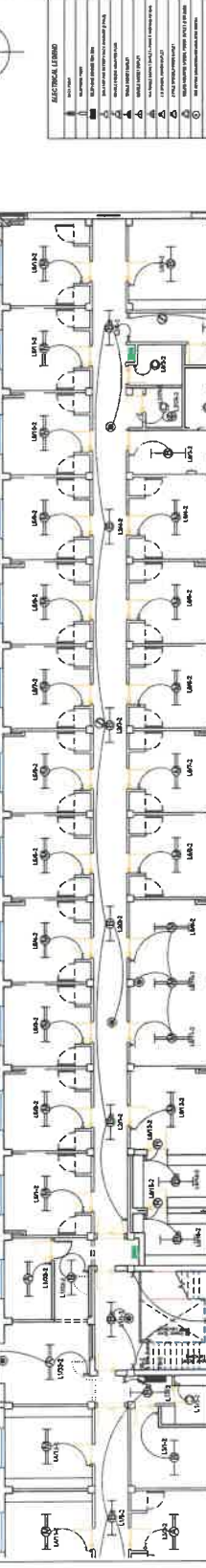
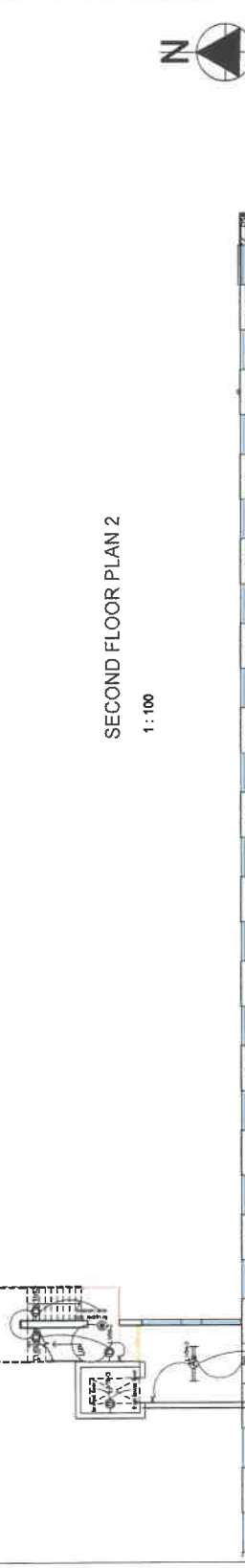
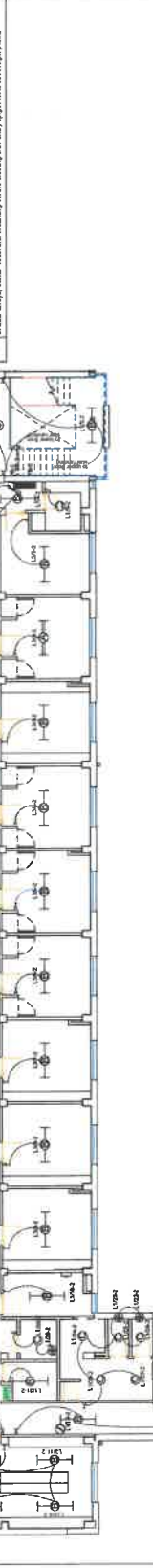
**COOTE CLARKSON ARCHITECTS**  
a.s. Clarksons Architects (Pty) Ltd  
11, Weltevredenpark, Midrand, Gauteng, 2009, South Africa  
Tel: +27 (0)11 851 1800  
Fax: +27 (0)11 851 1801  
Email: info@cooteclarkson.co.za  
www.cooteclarkson.co.za

**NEWCASTLE REPAIRS AND RENOVATIONS TO DECENTRALISED TRAINING FACILITY FOR SAPS**

**FLOOR PLANS SECOND FLOOR ELECTRIC LIGHTING**

WCS: 046032 E  
6/17/2020/08/26/2  
RJF/Pr. Eng  
RJF  
1 : 100  
20100700 09:38:50 AM  
E10805-12

Symbol	Description
A	Industrial 2x 40W LED surface mounted fixture with mid-power LED strip with color 4000K, with BAMB approval mark.
B	Industrial 2x 40W LED surface mounted fixture with mid-power LED strip with color 4000K, with BAMB approval mark.
C	Industrial 2x 40W LED surface mounted fixture with mid-power LED strip with color 4000K, with BAMB approval mark.
D	Industrial 2x 40W LED surface mounted fixture with mid-power LED strip with color 4000K, with BAMB approval mark.
E	Industrial 2x 40W LED surface mounted fixture with mid-power LED strip with color 4000K, with BAMB approval mark.
F	Industrial 2x 40W LED surface mounted fixture with mid-power LED strip with color 4000K, with BAMB approval mark.
G	Industrial 2x 40W LED surface mounted fixture with mid-power LED strip with color 4000K, with BAMB approval mark.
H	Industrial 2x 40W LED surface mounted fixture with mid-power LED strip with color 4000K, with BAMB approval mark.
I	Industrial 2x 40W LED surface mounted fixture with mid-power LED strip with color 4000K, with BAMB approval mark.
J	Industrial 2x 40W LED surface mounted fixture with mid-power LED strip with color 4000K, with BAMB approval mark.
K	Industrial 2x 40W LED surface mounted fixture with mid-power LED strip with color 4000K, with BAMB approval mark.
L	Industrial 2x 40W LED surface mounted fixture with mid-power LED strip with color 4000K, with BAMB approval mark.
M	Industrial 2x 40W LED surface mounted fixture with mid-power LED strip with color 4000K, with BAMB approval mark.
N	Industrial 2x 40W LED surface mounted fixture with mid-power LED strip with color 4000K, with BAMB approval mark.
O	Industrial 2x 40W LED surface mounted fixture with mid-power LED strip with color 4000K, with BAMB approval mark.
P	Industrial 2x 40W LED surface mounted fixture with mid-power LED strip with color 4000K, with BAMB approval mark.
Q	Industrial 2x 40W LED surface mounted fixture with mid-power LED strip with color 4000K, with BAMB approval mark.
R	Industrial 2x 40W LED surface mounted fixture with mid-power LED strip with color 4000K, with BAMB approval mark.
S	Industrial 2x 40W LED surface mounted fixture with mid-power LED strip with color 4000K, with BAMB approval mark.
T	Industrial 2x 40W LED surface mounted fixture with mid-power LED strip with color 4000K, with BAMB approval mark.
U	Industrial 2x 40W LED surface mounted fixture with mid-power LED strip with color 4000K, with BAMB approval mark.



**SECOND FLOOR PLAN 2**  
1 : 100



Symbol	Description
1	Industrial 2x 40W LED surface mounted fixture with mid-power LED strip with color 4000K, with BAMB approval mark.
2	Industrial 2x 40W LED surface mounted fixture with mid-power LED strip with color 4000K, with BAMB approval mark.
3	Industrial 2x 40W LED surface mounted fixture with mid-power LED strip with color 4000K, with BAMB approval mark.
4	Industrial 2x 40W LED surface mounted fixture with mid-power LED strip with color 4000K, with BAMB approval mark.
5	Industrial 2x 40W LED surface mounted fixture with mid-power LED strip with color 4000K, with BAMB approval mark.
6	Industrial 2x 40W LED surface mounted fixture with mid-power LED strip with color 4000K, with BAMB approval mark.
7	Industrial 2x 40W LED surface mounted fixture with mid-power LED strip with color 4000K, with BAMB approval mark.
8	Industrial 2x 40W LED surface mounted fixture with mid-power LED strip with color 4000K, with BAMB approval mark.
9	Industrial 2x 40W LED surface mounted fixture with mid-power LED strip with color 4000K, with BAMB approval mark.
10	Industrial 2x 40W LED surface mounted fixture with mid-power LED strip with color 4000K, with BAMB approval mark.
11	Industrial 2x 40W LED surface mounted fixture with mid-power LED strip with color 4000K, with BAMB approval mark.
12	Industrial 2x 40W LED surface mounted fixture with mid-power LED strip with color 4000K, with BAMB approval mark.
13	Industrial 2x 40W LED surface mounted fixture with mid-power LED strip with color 4000K, with BAMB approval mark.
14	Industrial 2x 40W LED surface mounted fixture with mid-power LED strip with color 4000K, with BAMB approval mark.
15	Industrial 2x 40W LED surface mounted fixture with mid-power LED strip with color 4000K, with BAMB approval mark.
16	Industrial 2x 40W LED surface mounted fixture with mid-power LED strip with color 4000K, with BAMB approval mark.
17	Industrial 2x 40W LED surface mounted fixture with mid-power LED strip with color 4000K, with BAMB approval mark.
18	Industrial 2x 40W LED surface mounted fixture with mid-power LED strip with color 4000K, with BAMB approval mark.
19	Industrial 2x 40W LED surface mounted fixture with mid-power LED strip with color 4000K, with BAMB approval mark.
20	Industrial 2x 40W LED surface mounted fixture with mid-power LED strip with color 4000K, with BAMB approval mark.
21	Industrial 2x 40W LED surface mounted fixture with mid-power LED strip with color 4000K, with BAMB approval mark.
22	Industrial 2x 40W LED surface mounted fixture with mid-power LED strip with color 4000K, with BAMB approval mark.
23	Industrial 2x 40W LED surface mounted fixture with mid-power LED strip with color 4000K, with BAMB approval mark.
24	Industrial 2x 40W LED surface mounted fixture with mid-power LED strip with color 4000K, with BAMB approval mark.

**POWER OUTLET INFORMATION**

- SANS 1042-2 outlet. No other make
- SANS 1042-1 combined with 10A
- SANS 1042-1 three point on power wiring
- VMI mount SANS 1042-1 three point outlet must have SANS 1042-1 outlet combined with SANS 1042-1 outlet and be protected by a 10A MCB or 5A MCB and be isolated and not socket outlet

Rev	DATE	AMENDMENT	D.P.W.

Copyright reserved to the Department of Public Works

read file name



**Fuls**  
Engineers & Project Managers cc



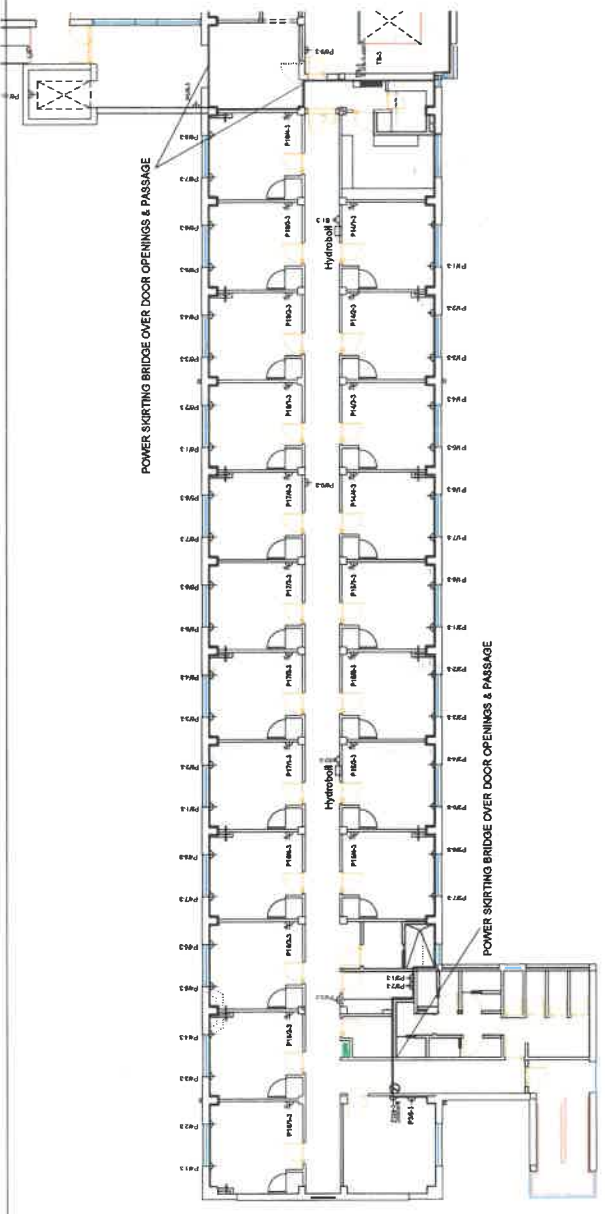
**COOTE CLARKSON ARCHITECTS**  
21, Matthews Park, Harare, Zimbabwe  
P.O. Box 417 Harare  
Tel: +263 477 4444  
Fax: +263 477 4444  
www.cooteclarkson.co.zw

**NEWCASTLE REPAIRS AND RENOVATIONS TO DECENTRALISED TRAINING FACILITY FOR SAPS**

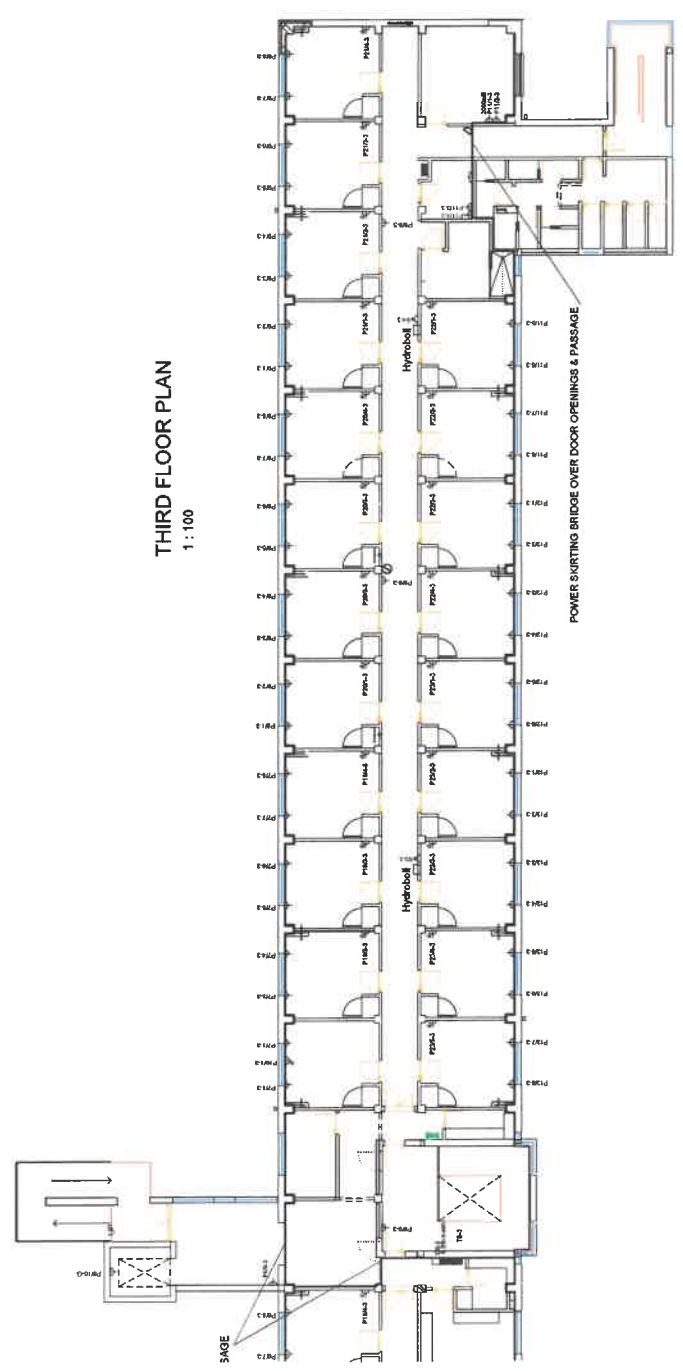
**FLOOR PLANS THIRD FLOOR Electrical POWER & COMMS**

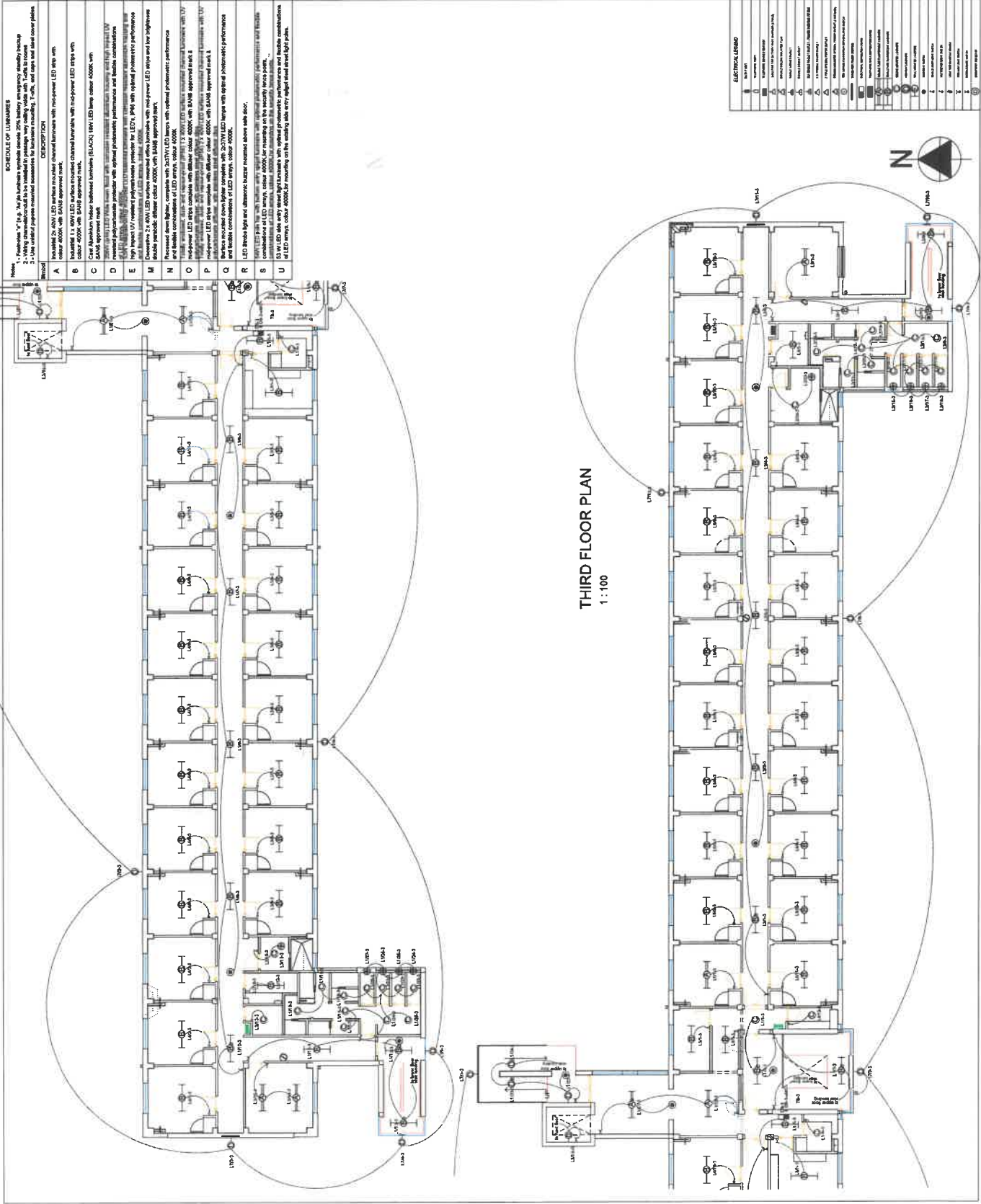
Project No:	6172/0208/26/2	Author:	RJFuls Pr. Eng
Scale:	1:100	Checked:	RJF
Date print issued:	2010/07/09 09:30:56 AM	Type number:	RJF
Drawing No.:	E10805-13		

ELECTRICAL LEGEND	
1	POWER OUTLET
2	POWER OUTLET WITH SWITCH
3	POWER OUTLET WITH SWITCH AND FUSE
4	POWER OUTLET WITH SWITCH AND FUSE AND GROUNDING
5	POWER OUTLET WITH SWITCH AND FUSE AND GROUNDING AND PROTECTIVE EARTHING
6	POWER OUTLET WITH SWITCH AND FUSE AND GROUNDING AND PROTECTIVE EARTHING AND PROTECTIVE EARTHING
7	POWER OUTLET WITH SWITCH AND FUSE AND GROUNDING AND PROTECTIVE EARTHING AND PROTECTIVE EARTHING AND PROTECTIVE EARTHING
8	POWER OUTLET WITH SWITCH AND FUSE AND GROUNDING AND PROTECTIVE EARTHING AND PROTECTIVE EARTHING AND PROTECTIVE EARTHING AND PROTECTIVE EARTHING
9	POWER OUTLET WITH SWITCH AND FUSE AND GROUNDING AND PROTECTIVE EARTHING AND PROTECTIVE EARTHING AND PROTECTIVE EARTHING AND PROTECTIVE EARTHING AND PROTECTIVE EARTHING
10	POWER OUTLET WITH SWITCH AND FUSE AND GROUNDING AND PROTECTIVE EARTHING AND PROTECTIVE EARTHING AND PROTECTIVE EARTHING AND PROTECTIVE EARTHING AND PROTECTIVE EARTHING AND PROTECTIVE EARTHING
11	POWER OUTLET WITH SWITCH AND FUSE AND GROUNDING AND PROTECTIVE EARTHING AND PROTECTIVE EARTHING AND PROTECTIVE EARTHING AND PROTECTIVE EARTHING AND PROTECTIVE EARTHING AND PROTECTIVE EARTHING AND PROTECTIVE EARTHING
12	POWER OUTLET WITH SWITCH AND FUSE AND GROUNDING AND PROTECTIVE EARTHING AND PROTECTIVE EARTHING AND PROTECTIVE EARTHING AND PROTECTIVE EARTHING AND PROTECTIVE EARTHING AND PROTECTIVE EARTHING AND PROTECTIVE EARTHING AND PROTECTIVE EARTHING
13	POWER OUTLET WITH SWITCH AND FUSE AND GROUNDING AND PROTECTIVE EARTHING AND PROTECTIVE EARTHING AND PROTECTIVE EARTHING AND PROTECTIVE EARTHING AND PROTECTIVE EARTHING AND PROTECTIVE EARTHING AND PROTECTIVE EARTHING AND PROTECTIVE EARTHING AND PROTECTIVE EARTHING
14	POWER OUTLET WITH SWITCH AND FUSE AND GROUNDING AND PROTECTIVE EARTHING AND PROTECTIVE EARTHING AND PROTECTIVE EARTHING AND PROTECTIVE EARTHING AND PROTECTIVE EARTHING AND PROTECTIVE EARTHING AND PROTECTIVE EARTHING AND PROTECTIVE EARTHING AND PROTECTIVE EARTHING AND PROTECTIVE EARTHING
15	POWER OUTLET WITH SWITCH AND FUSE AND GROUNDING AND PROTECTIVE EARTHING AND PROTECTIVE EARTHING AND PROTECTIVE EARTHING AND PROTECTIVE EARTHING AND PROTECTIVE EARTHING AND PROTECTIVE EARTHING AND PROTECTIVE EARTHING AND PROTECTIVE EARTHING AND PROTECTIVE EARTHING AND PROTECTIVE EARTHING AND PROTECTIVE EARTHING
16	POWER OUTLET WITH SWITCH AND FUSE AND GROUNDING AND PROTECTIVE EARTHING AND PROTECTIVE EARTHING AND PROTECTIVE EARTHING AND PROTECTIVE EARTHING AND PROTECTIVE EARTHING AND PROTECTIVE EARTHING AND PROTECTIVE EARTHING AND PROTECTIVE EARTHING AND PROTECTIVE EARTHING AND PROTECTIVE EARTHING AND PROTECTIVE EARTHING AND PROTECTIVE EARTHING
17	POWER OUTLET WITH SWITCH AND FUSE AND GROUNDING AND PROTECTIVE EARTHING AND PROTECTIVE EARTHING AND PROTECTIVE EARTHING AND PROTECTIVE EARTHING AND PROTECTIVE EARTHING AND PROTECTIVE EARTHING AND PROTECTIVE EARTHING AND PROTECTIVE EARTHING AND PROTECTIVE EARTHING AND PROTECTIVE EARTHING AND PROTECTIVE EARTHING AND PROTECTIVE EARTHING AND PROTECTIVE EARTHING
18	POWER OUTLET WITH SWITCH AND FUSE AND GROUNDING AND PROTECTIVE EARTHING AND PROTECTIVE EARTHING AND PROTECTIVE EARTHING AND PROTECTIVE EARTHING AND PROTECTIVE EARTHING AND PROTECTIVE EARTHING AND PROTECTIVE EARTHING AND PROTECTIVE EARTHING AND PROTECTIVE EARTHING AND PROTECTIVE EARTHING AND PROTECTIVE EARTHING AND PROTECTIVE EARTHING AND PROTECTIVE EARTHING AND PROTECTIVE EARTHING
19	POWER OUTLET WITH SWITCH AND FUSE AND GROUNDING AND PROTECTIVE EARTHING AND PROTECTIVE EARTHING AND PROTECTIVE EARTHING AND PROTECTIVE EARTHING AND PROTECTIVE EARTHING AND PROTECTIVE EARTHING AND PROTECTIVE EARTHING AND PROTECTIVE EARTHING AND PROTECTIVE EARTHING AND PROTECTIVE EARTHING AND PROTECTIVE EARTHING AND PROTECTIVE EARTHING AND PROTECTIVE EARTHING AND PROTECTIVE EARTHING AND PROTECTIVE EARTHING
20	POWER OUTLET WITH SWITCH AND FUSE AND GROUNDING AND PROTECTIVE EARTHING AND PROTECTIVE EARTHING AND PROTECTIVE EARTHING AND PROTECTIVE EARTHING AND PROTECTIVE EARTHING AND PROTECTIVE EARTHING AND PROTECTIVE EARTHING AND PROTECTIVE EARTHING AND PROTECTIVE EARTHING AND PROTECTIVE EARTHING AND PROTECTIVE EARTHING AND PROTECTIVE EARTHING AND PROTECTIVE EARTHING AND PROTECTIVE EARTHING AND PROTECTIVE EARTHING AND PROTECTIVE EARTHING



**THIRD FLOOR PLAN**  
1:100





THIRD FLOOR PLAN  
1 : 100

ELECTRICAL LEGEND	
1	RECESSED DOWN LIGHT
2	RECESSED DOWN LIGHT WITH DIMMER
3	RECESSED DOWN LIGHT WITH DIMMER AND PHOTOMETRIC SENSOR
4	RECESSED DOWN LIGHT WITH DIMMER, PHOTOMETRIC SENSOR AND THERMO-COUPLED DIMMER
5	RECESSED DOWN LIGHT WITH DIMMER, PHOTOMETRIC SENSOR AND THERMO-COUPLED DIMMER AND DIMMER
6	RECESSED DOWN LIGHT WITH DIMMER, PHOTOMETRIC SENSOR AND THERMO-COUPLED DIMMER AND DIMMER AND DIMMER
7	RECESSED DOWN LIGHT WITH DIMMER, PHOTOMETRIC SENSOR AND THERMO-COUPLED DIMMER AND DIMMER AND DIMMER AND DIMMER
8	RECESSED DOWN LIGHT WITH DIMMER, PHOTOMETRIC SENSOR AND THERMO-COUPLED DIMMER AND DIMMER AND DIMMER AND DIMMER AND DIMMER
9	RECESSED DOWN LIGHT WITH DIMMER, PHOTOMETRIC SENSOR AND THERMO-COUPLED DIMMER AND DIMMER AND DIMMER AND DIMMER AND DIMMER AND DIMMER
10	RECESSED DOWN LIGHT WITH DIMMER, PHOTOMETRIC SENSOR AND THERMO-COUPLED DIMMER AND DIMMER AND DIMMER AND DIMMER AND DIMMER AND DIMMER AND DIMMER
11	RECESSED DOWN LIGHT WITH DIMMER, PHOTOMETRIC SENSOR AND THERMO-COUPLED DIMMER AND DIMMER AND DIMMER AND DIMMER AND DIMMER AND DIMMER AND DIMMER AND DIMMER
12	RECESSED DOWN LIGHT WITH DIMMER, PHOTOMETRIC SENSOR AND THERMO-COUPLED DIMMER AND DIMMER AND DIMMER AND DIMMER AND DIMMER AND DIMMER AND DIMMER AND DIMMER AND DIMMER
13	RECESSED DOWN LIGHT WITH DIMMER, PHOTOMETRIC SENSOR AND THERMO-COUPLED DIMMER AND DIMMER AND DIMMER AND DIMMER AND DIMMER AND DIMMER AND DIMMER AND DIMMER AND DIMMER AND DIMMER
14	RECESSED DOWN LIGHT WITH DIMMER, PHOTOMETRIC SENSOR AND THERMO-COUPLED DIMMER AND DIMMER AND DIMMER AND DIMMER AND DIMMER AND DIMMER AND DIMMER AND DIMMER AND DIMMER AND DIMMER AND DIMMER
15	RECESSED DOWN LIGHT WITH DIMMER, PHOTOMETRIC SENSOR AND THERMO-COUPLED DIMMER AND DIMMER AND DIMMER AND DIMMER AND DIMMER AND DIMMER AND DIMMER AND DIMMER AND DIMMER AND DIMMER AND DIMMER AND DIMMER
16	RECESSED DOWN LIGHT WITH DIMMER, PHOTOMETRIC SENSOR AND THERMO-COUPLED DIMMER AND DIMMER AND DIMMER AND DIMMER AND DIMMER AND DIMMER AND DIMMER AND DIMMER AND DIMMER AND DIMMER AND DIMMER AND DIMMER AND DIMMER
17	RECESSED DOWN LIGHT WITH DIMMER, PHOTOMETRIC SENSOR AND THERMO-COUPLED DIMMER AND DIMMER AND DIMMER AND DIMMER AND DIMMER AND DIMMER AND DIMMER AND DIMMER AND DIMMER AND DIMMER AND DIMMER AND DIMMER AND DIMMER AND DIMMER
18	RECESSED DOWN LIGHT WITH DIMMER, PHOTOMETRIC SENSOR AND THERMO-COUPLED DIMMER AND DIMMER AND DIMMER AND DIMMER AND DIMMER AND DIMMER AND DIMMER AND DIMMER AND DIMMER AND DIMMER AND DIMMER AND DIMMER AND DIMMER AND DIMMER AND DIMMER
19	RECESSED DOWN LIGHT WITH DIMMER, PHOTOMETRIC SENSOR AND THERMO-COUPLED DIMMER AND DIMMER AND DIMMER AND DIMMER AND DIMMER AND DIMMER AND DIMMER AND DIMMER AND DIMMER AND DIMMER AND DIMMER AND DIMMER AND DIMMER AND DIMMER AND DIMMER AND DIMMER
20	RECESSED DOWN LIGHT WITH DIMMER, PHOTOMETRIC SENSOR AND THERMO-COUPLED DIMMER AND DIMMER AND DIMMER AND DIMMER AND DIMMER AND DIMMER AND DIMMER AND DIMMER AND DIMMER AND DIMMER AND DIMMER AND DIMMER AND DIMMER AND DIMMER AND DIMMER AND DIMMER AND DIMMER
21	RECESSED DOWN LIGHT WITH DIMMER, PHOTOMETRIC SENSOR AND THERMO-COUPLED DIMMER AND DIMMER AND DIMMER AND DIMMER AND DIMMER AND DIMMER AND DIMMER AND DIMMER AND DIMMER AND DIMMER AND DIMMER AND DIMMER AND DIMMER AND DIMMER AND DIMMER AND DIMMER AND DIMMER
22	RECESSED DOWN LIGHT WITH DIMMER, PHOTOMETRIC SENSOR AND THERMO-COUPLED DIMMER AND DIMMER AND DIMMER AND DIMMER AND DIMMER AND DIMMER AND DIMMER AND DIMMER AND DIMMER AND DIMMER AND DIMMER AND DIMMER AND DIMMER AND DIMMER AND DIMMER AND DIMMER AND DIMMER AND DIMMER
23	RECESSED DOWN LIGHT WITH DIMMER, PHOTOMETRIC SENSOR AND THERMO-COUPLED DIMMER AND DIMMER AND DIMMER AND DIMMER AND DIMMER AND DIMMER AND DIMMER AND DIMMER AND DIMMER AND DIMMER AND DIMMER AND DIMMER AND DIMMER AND DIMMER AND DIMMER AND DIMMER AND DIMMER AND DIMMER
24	RECESSED DOWN LIGHT WITH DIMMER, PHOTOMETRIC SENSOR AND THERMO-COUPLED DIMMER AND DIMMER AND DIMMER AND DIMMER AND DIMMER AND DIMMER AND DIMMER AND DIMMER AND DIMMER AND DIMMER AND DIMMER AND DIMMER AND DIMMER AND DIMMER AND DIMMER AND DIMMER AND DIMMER AND DIMMER
25	RECESSED DOWN LIGHT WITH DIMMER, PHOTOMETRIC SENSOR AND THERMO-COUPLED DIMMER AND DIMMER AND DIMMER AND DIMMER AND DIMMER AND DIMMER AND DIMMER AND DIMMER AND DIMMER AND DIMMER AND DIMMER AND DIMMER AND DIMMER AND DIMMER AND DIMMER AND DIMMER AND DIMMER AND DIMMER
26	RECESSED DOWN LIGHT WITH DIMMER, PHOTOMETRIC SENSOR AND THERMO-COUPLED DIMMER AND DIMMER AND DIMMER AND DIMMER AND DIMMER AND DIMMER AND DIMMER AND DIMMER AND DIMMER AND DIMMER AND DIMMER AND DIMMER AND DIMMER AND DIMMER AND DIMMER AND DIMMER AND DIMMER AND DIMMER

Rev	DATE	AMENDMENT	D.P.W.

Copyright vested in the Department of Public Works

Department of Public Works  
REPUBLIC OF SOUTH AFRICA  
DIRECTOR-GENERAL  
Ade Sam Vuyelo

**Fuls**  
Engineers & Project Managers CC

**COOTE CLARKSON**  
ARCHITECTS  
2 Compang Drive  
11600 Riebeek East, Cape Town  
t: +27 (0) 21 448 3333  
f: +27 (0) 21 448 3334  
e: info@cooteclarkson.co.za  
www.cooteclarkson.co.za

PROJECT  
NEWCASTLE REPAIRS AND RENOVATIONS TO CENTRALISED TRAINING FACILITY FOR SAPS

Drawn: RUF  
Checked: RUF  
Date printed: 2010/07/09 09:36:59 AM  
Type number:  
Drawing no.: E10805-14

**SCHEDULE OF LUMINAIRES**

- Footcandle "f" to "s" for luminaires symbolize denote 20% safety emergency standby backup
- Where combinations are indicated in the package they signify that the luminaire is to be installed in conjunction with the indicated luminaire.
- Use luminaire package mounted accessories for luminaire mounting, hoods, end caps and dust cover plates

A Recessed down light, complete with 2x27W LED lamps with optional photometric performance and backup combinations of LED arrays, color 4000K.

B Recessed down light, complete with 2x27W LED lamps with optional photometric performance and backup combinations of LED arrays, color 4000K.

C Recessed down light, complete with 2x27W LED lamps with optional photometric performance and backup combinations of LED arrays, color 4000K.

D Recessed down light, complete with 2x27W LED lamps with optional photometric performance and backup combinations of LED arrays, color 4000K.

E High impact LED recessed down light, complete with 2x27W LED lamps with optional photometric performance and backup combinations of LED arrays, color 4000K.

F High impact LED recessed down light, complete with 2x27W LED lamps with optional photometric performance and backup combinations of LED arrays, color 4000K.

G High impact LED recessed down light, complete with 2x27W LED lamps with optional photometric performance and backup combinations of LED arrays, color 4000K.

H High impact LED recessed down light, complete with 2x27W LED lamps with optional photometric performance and backup combinations of LED arrays, color 4000K.

I High impact LED recessed down light, complete with 2x27W LED lamps with optional photometric performance and backup combinations of LED arrays, color 4000K.

J High impact LED recessed down light, complete with 2x27W LED lamps with optional photometric performance and backup combinations of LED arrays, color 4000K.

K High impact LED recessed down light, complete with 2x27W LED lamps with optional photometric performance and backup combinations of LED arrays, color 4000K.

L High impact LED recessed down light, complete with 2x27W LED lamps with optional photometric performance and backup combinations of LED arrays, color 4000K.

M Recessed down light, complete with 2x27W LED lamps with optional photometric performance and backup combinations of LED arrays, color 4000K.

N Recessed down light, complete with 2x27W LED lamps with optional photometric performance and backup combinations of LED arrays, color 4000K.

O Recessed down light, complete with 2x27W LED lamps with optional photometric performance and backup combinations of LED arrays, color 4000K.

P Recessed down light, complete with 2x27W LED lamps with optional photometric performance and backup combinations of LED arrays, color 4000K.

Q Recessed down light, complete with 2x27W LED lamps with optional photometric performance and backup combinations of LED arrays, color 4000K.

R LED recessed light and ultrasonic buzzer recessed down light.

S High impact LED recessed down light, complete with 2x27W LED lamps with optional photometric performance and backup combinations of LED arrays, color 4000K.

T High impact LED recessed down light, complete with 2x27W LED lamps with optional photometric performance and backup combinations of LED arrays, color 4000K.


U High impact LED recessed down light, complete with 2x27W LED lamps with optional photometric performance and backup combinations of LED arrays, color 4000K.



NO.	DATE	AMENDMENT	D.P.W.

ELECTRICAL LEGEND	
▲	RECEIVER ANTENNA
▲	TELEPHONE
▲	TELEVISION
▲	TELEPHONE
▲	TELEVISION
▲	TELEPHONE
▲	TELEVISION
▲	TELEPHONE
▲	TELEVISION
▲	TELEPHONE
▲	TELEVISION
▲	TELEPHONE
▲	TELEVISION
▲	TELEPHONE
▲	TELEVISION
▲	TELEPHONE
▲	TELEVISION

Letter	Description
A	Industrial 2x 40W LED surface mounted recessed luminaire with mid-power LED strip with colour 4000K with BMS approved mark.
B	Industrial 2x 40W LED surface mounted recessed luminaire with mid-power LED strip with BMS approved mark.
C	Gate Mechanism Motor Substation luminaire (BAC7Q) 10W LED strip colour 4000K with BMS approved mark.
D	20W TV LED panel luminaire with compact fluorescent ballast and high impact LVF lens, 20W LED strip with compact fluorescent ballast and high impact LVF lens, 20W LED strip with compact fluorescent ballast and high impact LVF lens, 20W LED strip with compact fluorescent ballast and high impact LVF lens.
E	High Impact LVF recessed polycarbonate luminaire for LED TV strip with optimal photometric performance and high impact LVF lens.
F	Industrial 2x 40W LED surface mounted recessed luminaire with mid-power LED strip and low height double parabolic reflector colour 4000K with BMS approved mark.
G	Industrial 2x 40W LED surface mounted recessed luminaire with mid-power LED strip with optimal photometric performance and flexible workstation of LED strip, colour 4000K.
H	Industrial 2x 40W LED surface mounted recessed luminaire with mid-power LED strip with optimal photometric performance and flexible workstation of LED strip, colour 4000K.
I	Industrial 2x 40W LED surface mounted recessed luminaire with mid-power LED strip with optimal photometric performance and flexible workstation of LED strip, colour 4000K.
J	Industrial 2x 40W LED surface mounted recessed luminaire with mid-power LED strip with optimal photometric performance and flexible workstation of LED strip, colour 4000K.
K	Industrial 2x 40W LED surface mounted recessed luminaire with mid-power LED strip with optimal photometric performance and flexible workstation of LED strip, colour 4000K.
L	Industrial 2x 40W LED surface mounted recessed luminaire with mid-power LED strip with optimal photometric performance and flexible workstation of LED strip, colour 4000K.
M	Industrial 2x 40W LED surface mounted recessed luminaire with mid-power LED strip with optimal photometric performance and flexible workstation of LED strip, colour 4000K.
N	Industrial 2x 40W LED surface mounted recessed luminaire with mid-power LED strip with optimal photometric performance and flexible workstation of LED strip, colour 4000K.
O	Industrial 2x 40W LED surface mounted recessed luminaire with mid-power LED strip with optimal photometric performance and flexible workstation of LED strip, colour 4000K.
P	Industrial 2x 40W LED surface mounted recessed luminaire with mid-power LED strip with optimal photometric performance and flexible workstation of LED strip, colour 4000K.
Q	Industrial 2x 40W LED surface mounted recessed luminaire with mid-power LED strip with optimal photometric performance and flexible workstation of LED strip, colour 4000K.
R	LED Strip light and shrouded batten recessed above slab floor.
S	Industrial 2x 40W LED surface mounted recessed luminaire with mid-power LED strip with optimal photometric performance and flexible workstation of LED strip, colour 4000K.
T	Industrial 2x 40W LED surface mounted recessed luminaire with mid-power LED strip with optimal photometric performance and flexible workstation of LED strip, colour 4000K.
U	Industrial 2x 40W LED surface mounted recessed luminaire with mid-power LED strip with optimal photometric performance and flexible workstation of LED strip, colour 4000K.



Director-General  
Dr. Somiso Luthi

**Fuls**  
Engineers & Project Managers CC

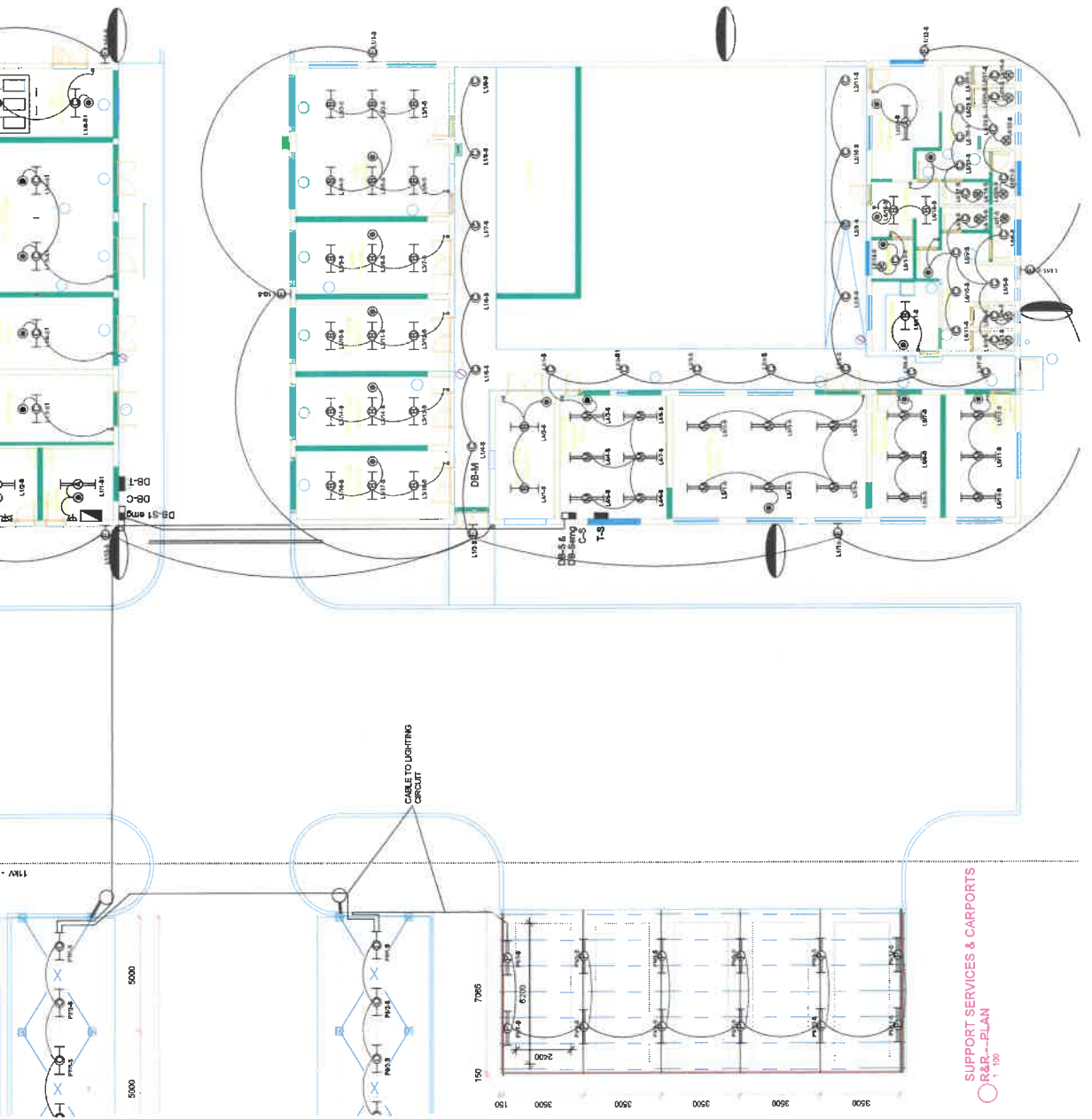
COOTE CLARKSON ARCHITECTS

51 FOUQUARTS ROAD  
MIDWAY  
DURBAN  
KZN  
4051  
T: +27 (0)31 203 9600  
F: +27 (0)31 203 9601  
www.cooteclarkson.co.za

SUPPORT SERVICES & CARPORTS PLAN - R&R  
ELECTRIC LIGHTING & SECURITY MOVEMENT DETECTION

WC5: 046032 E  
No. 617/2/0208/26/2  
Scale 1 : 100  
Date prepared 2010/07/09 09:36:56 AM  
Type number  
Drawing no. E10805 -16

NO.	DATE	AMENDMENT	D.P.W.



SUPPORT SERVICES & CARPORTS  
R&R - PLAN  
1 : 100



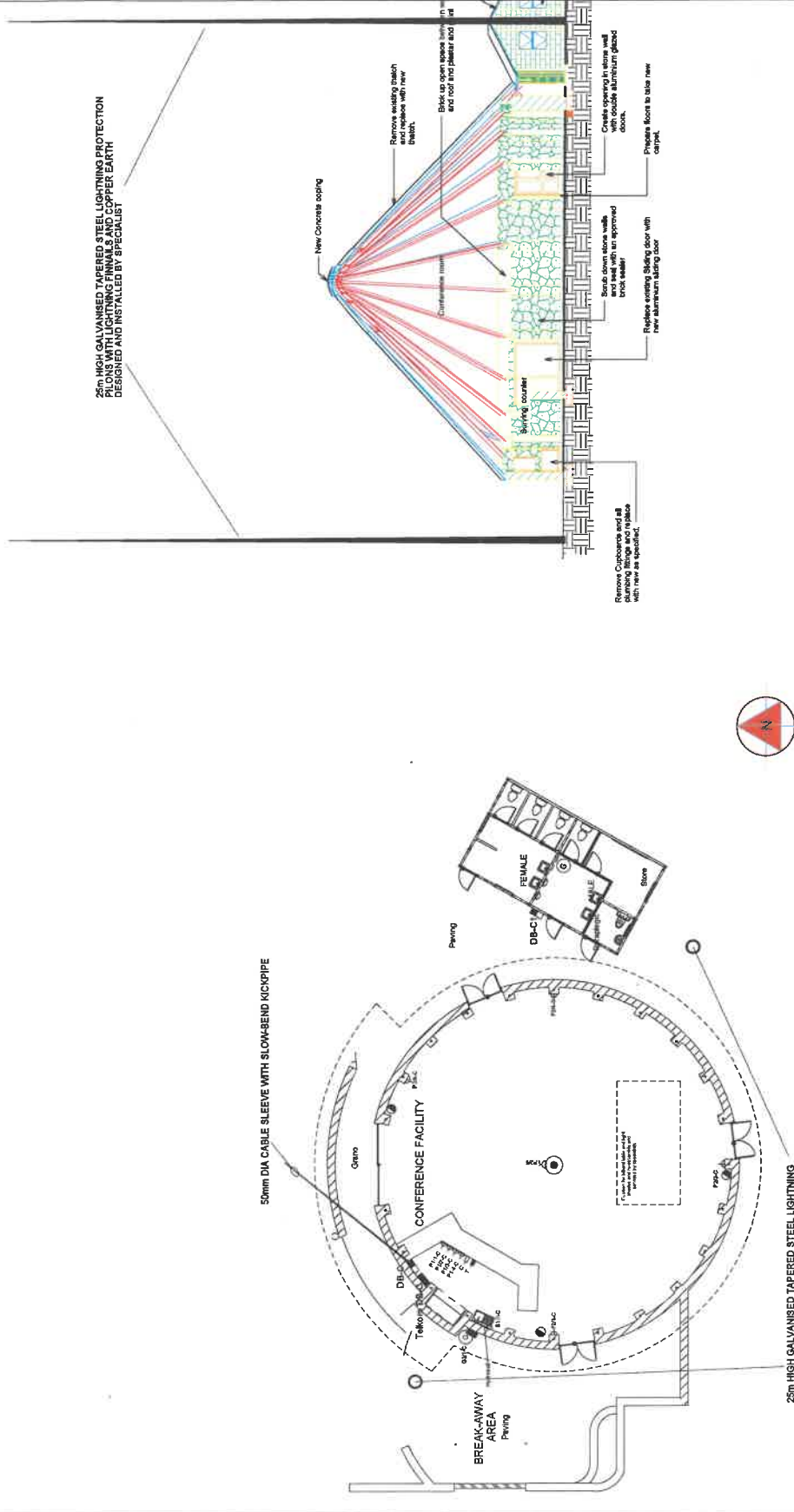
REV	DATE	AMENDMENT	D.P.
Copyright vest in the Department of Public Works			

public works  
Department of Public Works  
REPUBLIC OF SOUTH AFRICA  
DIRECTOR-GENERAL  
Adv Sam Vukile

**Fuls**  
Engineers & Project Managers cc  
101 Fuls Road, P.O. Box 11222, Alberton, 1701, South Africa  
Tel: +27 (0)11 835 4400  
Fax: +27 (0)11 835 4401  
Email: info@fuls.co.za

**COOTE CLARKSON ARCHITECTS**  
101 Fuls Road, P.O. Box 11222, Alberton, 1701, South Africa  
Tel: +27 (0)11 835 4400  
Fax: +27 (0)11 835 4401  
Email: info@fuls.co.za

Project	NEWCASTLE REPAIRS AND RENOVATIONS TO DECENTRALISED TRAINING FACILITY FOR SAPS
drawing	EXTERNAL CONFERENCE ROOM PLAN Electrical POWER & COMMS
WCS: 046032 E	
Rev. No.	6172/2020/08/26/2
Designed by	RJ Fuls Pr. Eng
Drawn by	RJF
Scale	1 : 100
Client price received	20100708 06:36:56 AM
Type number	RJF
Drawing No.	E10805 E-08



**ELECTRICAL LEGEND**

1	Lighting
2	Power
3	Control
4	Signal
5	Earth
6	Water
7	Gas
8	Structural
9	Architectural
10	General
11	Notes
12	Dimensions
13	Level
14	Area
15	Volume
16	Distance
17	Angle
18	Radius
19	Diameter
20	Height
21	Depth
22	Width
23	Length
24	Perimeter
25	Surface
26	Volume
27	Area
28	Distance
29	Angle
30	Radius
31	Diameter
32	Height
33	Depth
34	Width
35	Length
36	Perimeter
37	Surface
38	Volume
39	Area
40	Distance
41	Angle
42	Radius
43	Diameter
44	Height
45	Depth
46	Width
47	Length
48	Perimeter
49	Surface
50	Volume

Rev	DATE	AMENDMENT	U
Copyright vest in the Department of Public Works			

Copyright vest in the Department of Public Works



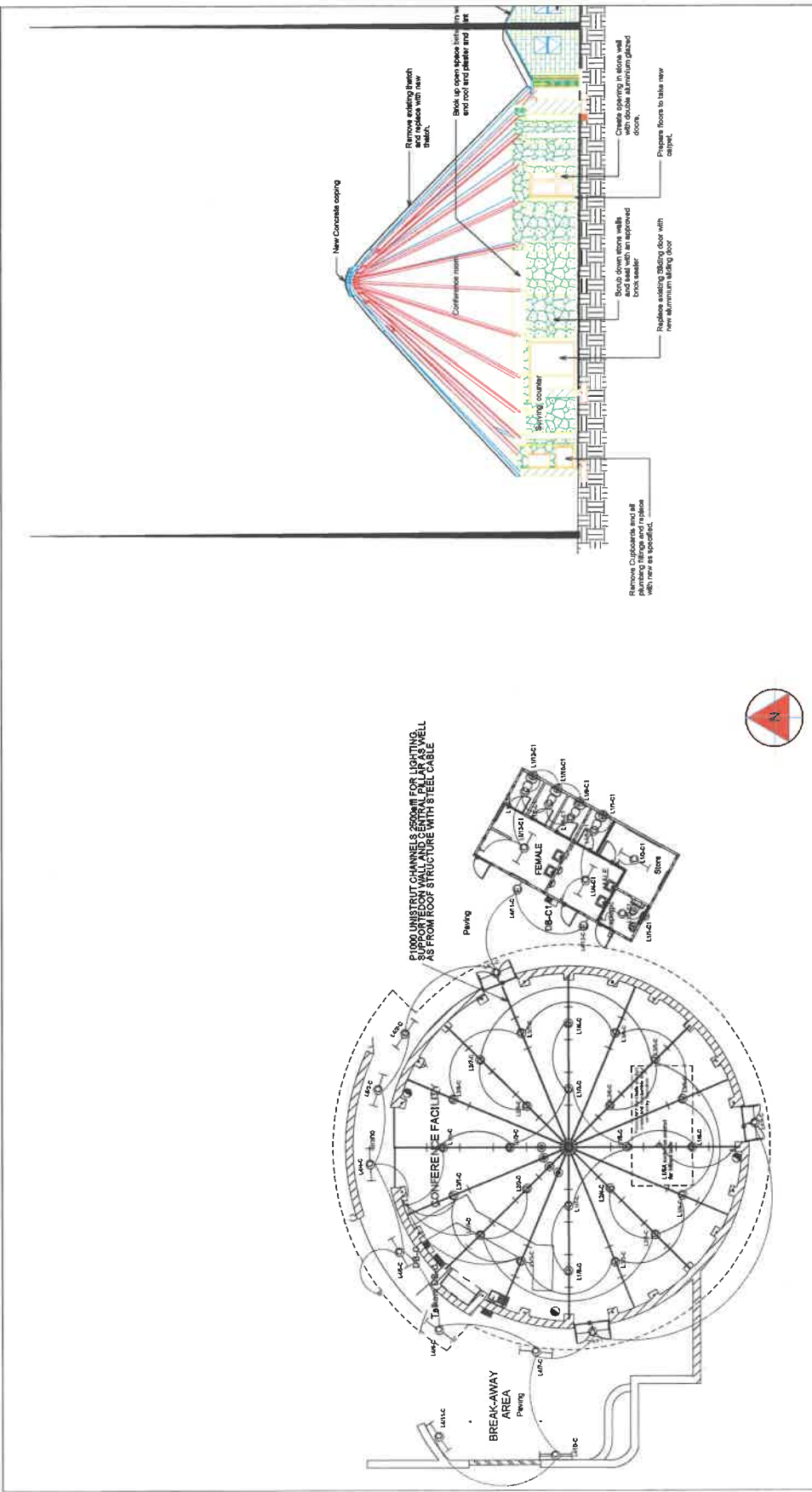
**Fuls**  
Engineers & Project Managers cc  
11, 12, 13, 14, 15, 16, 17, 18, 19, 20, 21, 22, 23, 24, 25, 26, 27, 28, 29, 30, 31, 32, 33, 34, 35, 36, 37, 38, 39, 40, 41, 42, 43, 44, 45, 46, 47, 48, 49, 50, 51, 52, 53, 54, 55, 56, 57, 58, 59, 60, 61, 62, 63, 64, 65, 66, 67, 68, 69, 70, 71, 72, 73, 74, 75, 76, 77, 78, 79, 80, 81, 82, 83, 84, 85, 86, 87, 88, 89, 90, 91, 92, 93, 94, 95, 96, 97, 98, 99, 100

**COOTE CLARKSON ARCHITECTS**  
2 Coote Clarkson Avenue, Sandown, Johannesburg, South Africa  
Tel: +27 (0)11 431 1900  
Fax: +27 (0)11 431 2622  
Email: info@cooteclarkson.co.za  
Website: www.cooteclarkson.co.za

**NEWCASTLE REPAIRS AND RENOVATIONS TO DECENTRALISED TRAINING FACILITY FOR SAPS**

**EXTERNAL CONFERENCE ROOM PLAN**  
**ELECTRIC LIGHTING**

WCS: 046032 E	
Ref No: 61720208/26/2	Design: R.J.F. Pr. Eng
Scale: 1:100	Drawn: R.J.F.
20100709 09:36:56 AM	Checked: R.J.F.
Project Number:	Revision:
Drawing No: E10905 E-09	



Item	DESCRIPTION
A	Open channel luminaires with 2 x 27W LED linear lamps
B	Open channel single tube fluorescent with 1 x 27W linear lamp
C	Ceiling aluminium extruded luminaires (BLACK) with 19W LED lamp
D	200W LED with beam floodlight with cast aluminium case and polycarbonate effector, complete with lamp
E	Cast Aluminium (PS9) outdoor adjustable luminaire with 2 x 27W LED lamps
F	Recessed adjustable luminaire with low brightness effector, with 2 x 27W linear LED lamp
G	Recessed downlighter, complete with 2 x 27W LED lamps
H	Totally enclosed, dust- and moisture-proof (IP69) luminaire with 1 x 37W LED lamp & polycarbonate effector
I	Recessed adjustable luminaire with 2 x 27W LED lamps
J	Recessed adjustable luminaire with 2 x 27W LED lamps
K	Recessed adjustable luminaire with 2 x 27W LED lamps
L	Recessed adjustable luminaire with 2 x 27W LED lamps
M	Recessed adjustable luminaire with 2 x 27W LED lamps
N	Recessed adjustable luminaire with 2 x 27W LED lamps
O	Recessed adjustable luminaire with 2 x 27W LED lamps
P	Recessed adjustable luminaire with 2 x 27W LED lamps
Q	Recessed adjustable luminaire with 2 x 27W LED lamps
R	19W LED linear light and ultraviolet burner mounted above table door
S	SAWLED POINT TOP LUMINAIRE WITH POLYCARBONATE DIFFUSER
T	Recessed adjustable luminaire with 2 x 27W LED lamps
U	27W LED linear light luminaire with the steel body and stainless steel mounting

Item	DESCRIPTION
1	SAWLED POINT
2	SAWLED POINT
3	SAWLED POINT
4	SAWLED POINT
5	SAWLED POINT
6	SAWLED POINT
7	SAWLED POINT
8	SAWLED POINT
9	SAWLED POINT
10	SAWLED POINT
11	SAWLED POINT
12	SAWLED POINT
13	SAWLED POINT
14	SAWLED POINT
15	SAWLED POINT
16	SAWLED POINT
17	SAWLED POINT
18	SAWLED POINT
19	SAWLED POINT
20	SAWLED POINT
21	SAWLED POINT
22	SAWLED POINT
23	SAWLED POINT
24	SAWLED POINT
25	SAWLED POINT
26	SAWLED POINT
27	SAWLED POINT
28	SAWLED POINT
29	SAWLED POINT
30	SAWLED POINT
31	SAWLED POINT
32	SAWLED POINT
33	SAWLED POINT
34	SAWLED POINT
35	SAWLED POINT
36	SAWLED POINT
37	SAWLED POINT
38	SAWLED POINT
39	SAWLED POINT
40	SAWLED POINT
41	SAWLED POINT
42	SAWLED POINT
43	SAWLED POINT
44	SAWLED POINT
45	SAWLED POINT
46	SAWLED POINT
47	SAWLED POINT
48	SAWLED POINT
49	SAWLED POINT
50	SAWLED POINT
51	SAWLED POINT
52	SAWLED POINT
53	SAWLED POINT
54	SAWLED POINT
55	SAWLED POINT
56	SAWLED POINT
57	SAWLED POINT
58	SAWLED POINT
59	SAWLED POINT
60	SAWLED POINT
61	SAWLED POINT
62	SAWLED POINT
63	SAWLED POINT
64	SAWLED POINT
65	SAWLED POINT
66	SAWLED POINT
67	SAWLED POINT
68	SAWLED POINT
69	SAWLED POINT
70	SAWLED POINT
71	SAWLED POINT
72	SAWLED POINT
73	SAWLED POINT
74	SAWLED POINT
75	SAWLED POINT
76	SAWLED POINT
77	SAWLED POINT
78	SAWLED POINT
79	SAWLED POINT
80	SAWLED POINT
81	SAWLED POINT
82	SAWLED POINT
83	SAWLED POINT
84	SAWLED POINT
85	SAWLED POINT
86	SAWLED POINT
87	SAWLED POINT
88	SAWLED POINT
89	SAWLED POINT
90	SAWLED POINT
91	SAWLED POINT
92	SAWLED POINT
93	SAWLED POINT
94	SAWLED POINT
95	SAWLED POINT
96	SAWLED POINT
97	SAWLED POINT
98	SAWLED POINT
99	SAWLED POINT
100	SAWLED POINT

GFP General  
1:100

Form	DATE	AMENDMENT	D.1
			Copyright reserved by the Department of Public Works

Department of Public Works  
 Department of Public Works  
 REPUBLIC OF SOUTH AFRICA  
 DIRECTOR-GENERAL  
 Adv Sam Vukile

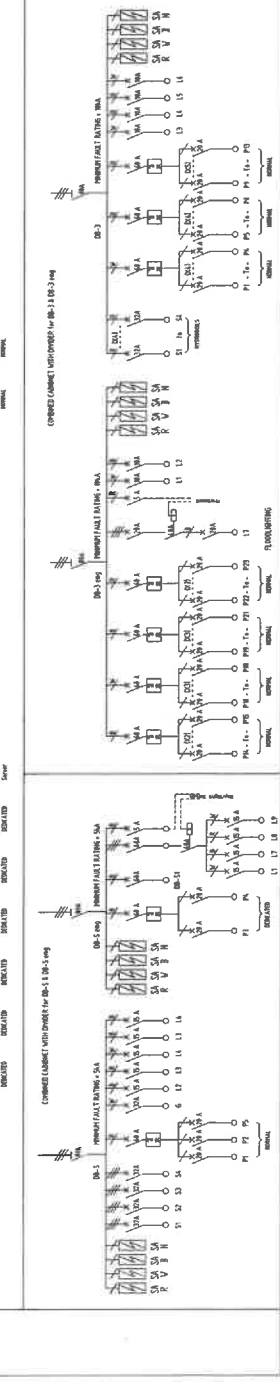
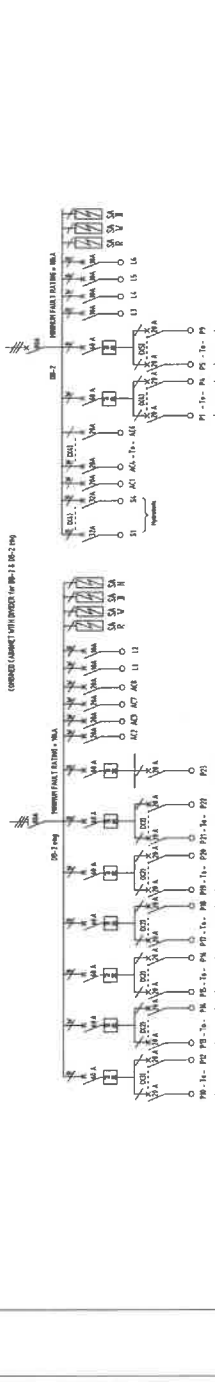
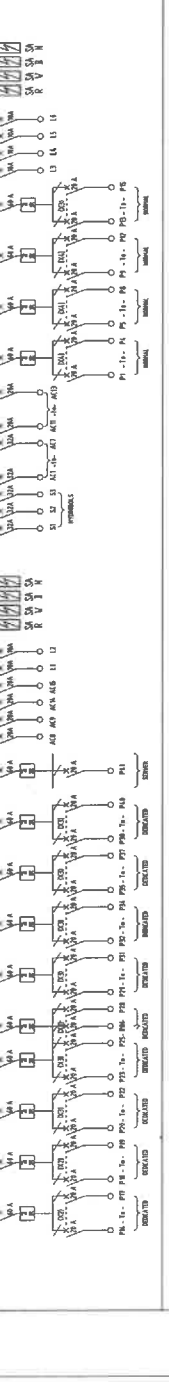

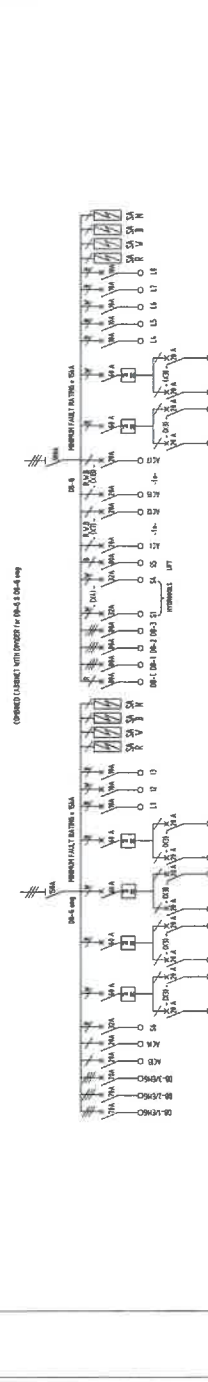
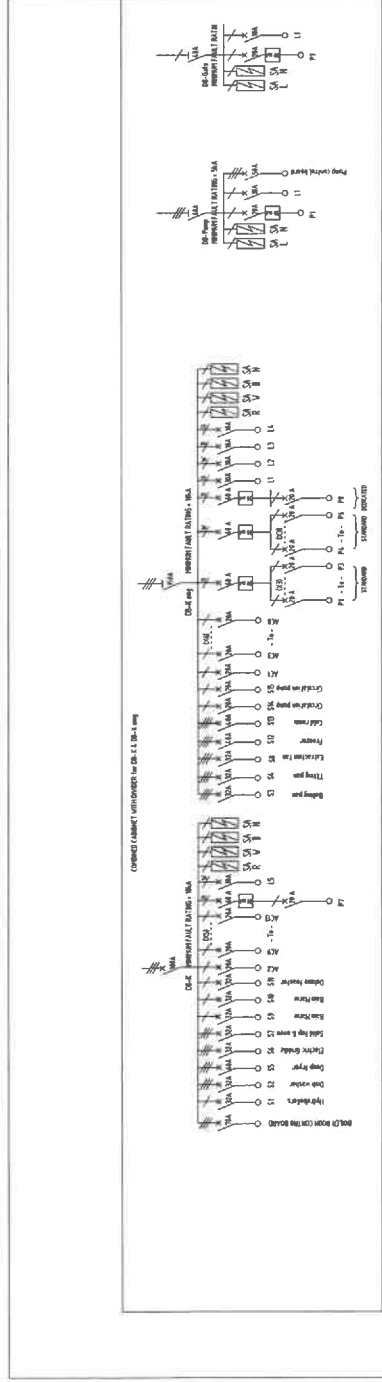
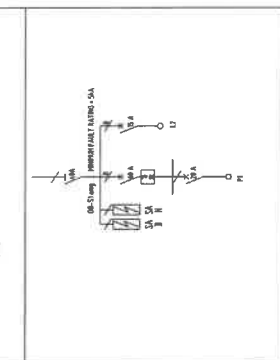
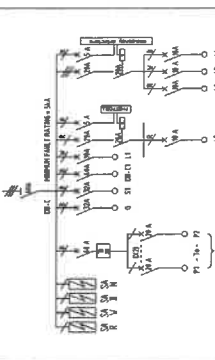

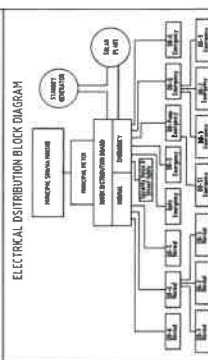
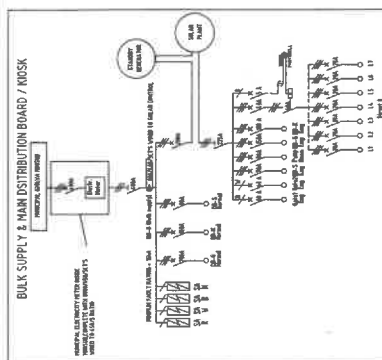
Fuls  
 Engineers & Project Managers cc

COOTE CLARKSON  
 ARCHITECTS  
 s.c. dickson - project, b.c.k. banyu, w.l.s. leitch, b.c.k.l.a.  
 s.e. dickson - project, b.c.k. banyu, w.l.s. leitch, b.c.k.l.a.

2 Corporate House  
 11, Trindler Park, Sandton, Johannesburg  
 Tel: 011 635 4300  
 Fax: 011 635 4304  
 Email: info@cooteclarkson.co.za  
 Website: www.cooteclarkson.co.za

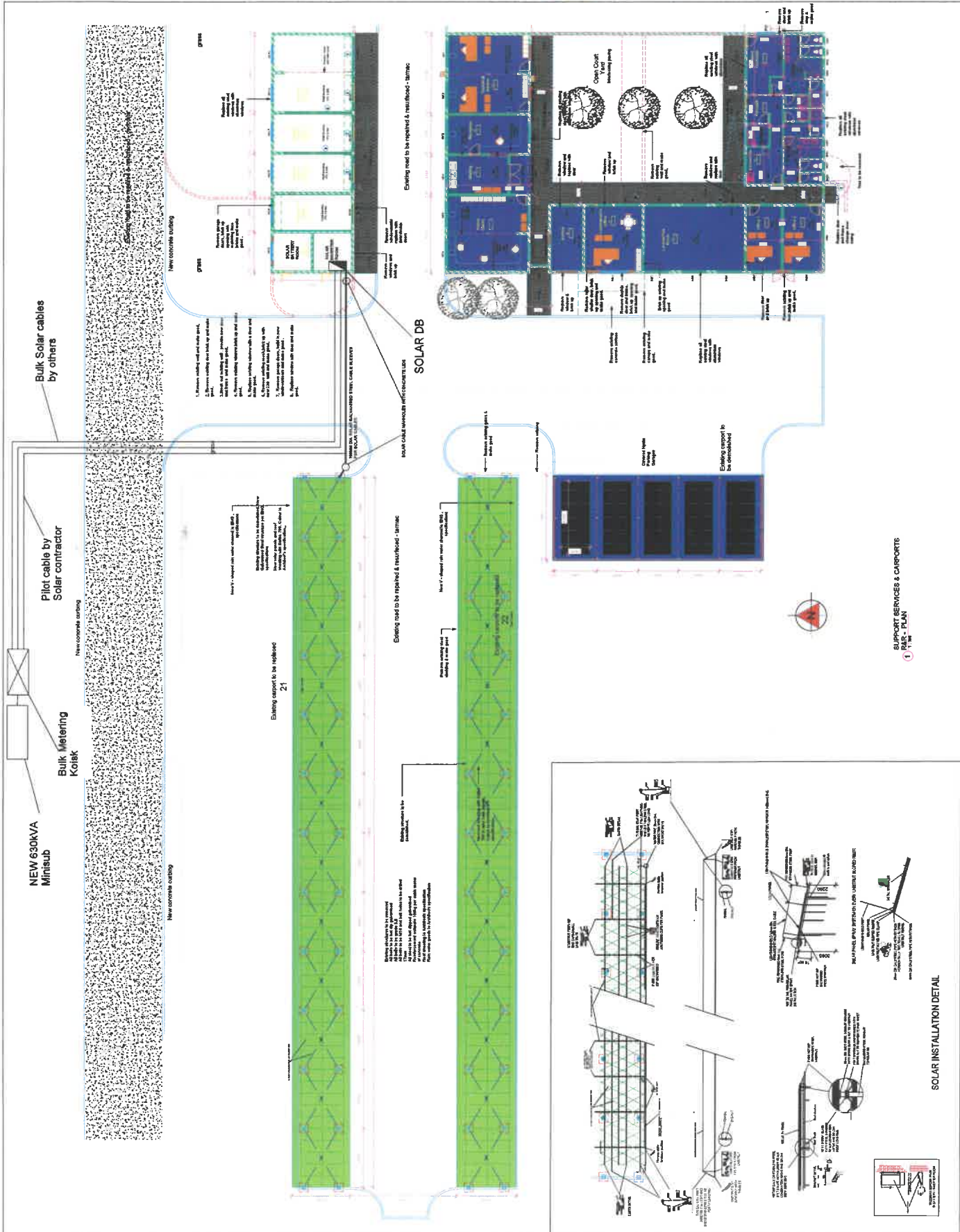
Project: NEWCASTLE REPAIRS AND RENOVATIONS TO CENTRALISED TRAINING FACILITY FOR SAPS

WCS: 046032 E  
 Ref No: 6172/0208/26/2  
 Scale: NTS  
 Date: 2010/07/09 09:38:58 AM  
 Drawing No: E10805-19



DB-1	DB-2	DB-3	DB-4	DB-5	DB-6	DB-7	DB-8	DB-9	DB-10	DB-11	DB-12	DB-13	DB-14	DB-15	DB-16	DB-17
------	------	------	------	------	------	------	------	------	-------	-------	-------	-------	-------	-------	-------	-------





NEW 630KVA  
Mintoab

Bulk Metering  
Koisik

Pilot cable by  
Solar contractor

Bulk Solar cables  
by others

NEW CONCRETE CASTING

NEW CONCRETE CASTING

NEW CONCRETE CASTING

NEW CONCRETE CASTING

NEW CONCRETE CASTING

Existing support to be replaced  
21

Existing need to be repaired & reinforced - 21mm

SOLAR DB

Existing need to be repaired & reinforced - 21mm


SOLAR INSTALLATION DETAIL

SUPPORT SERVICES & CARPORTS  
1/100

SOLAR INSTALLATION

PROJECT NO:	048052
CLIENT:	Public Works
DATE:	1: 100
DATE:	31 Jan 2021
DATE:	1: 100
DATE:	1: 100
DATE:	1: 100

E10805-21

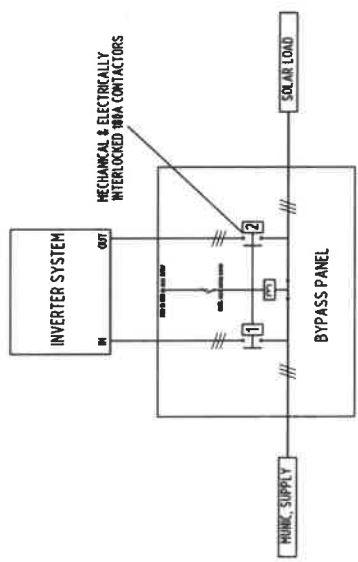
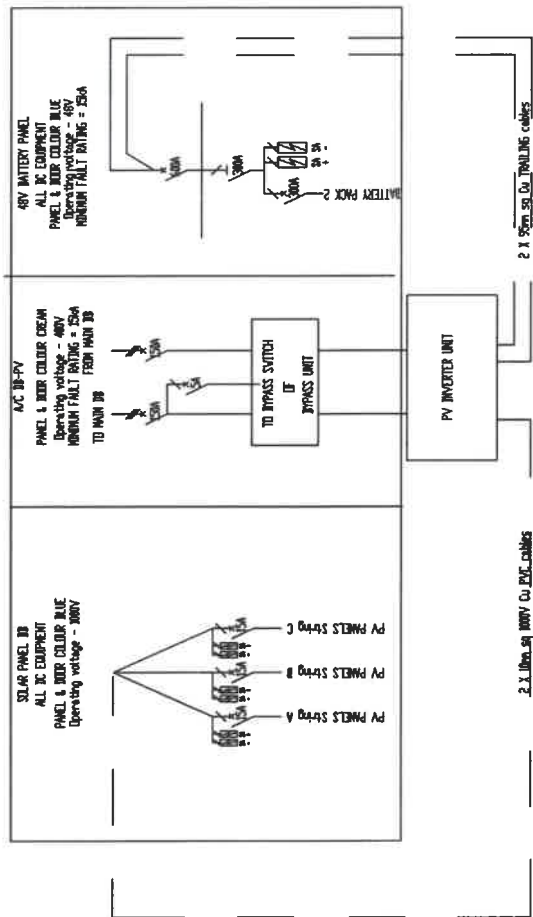


NEWCASTLE SAPS, REPAIRS  
AND RENOVATIONS TO  
HU VAN LECK BUILDINGS

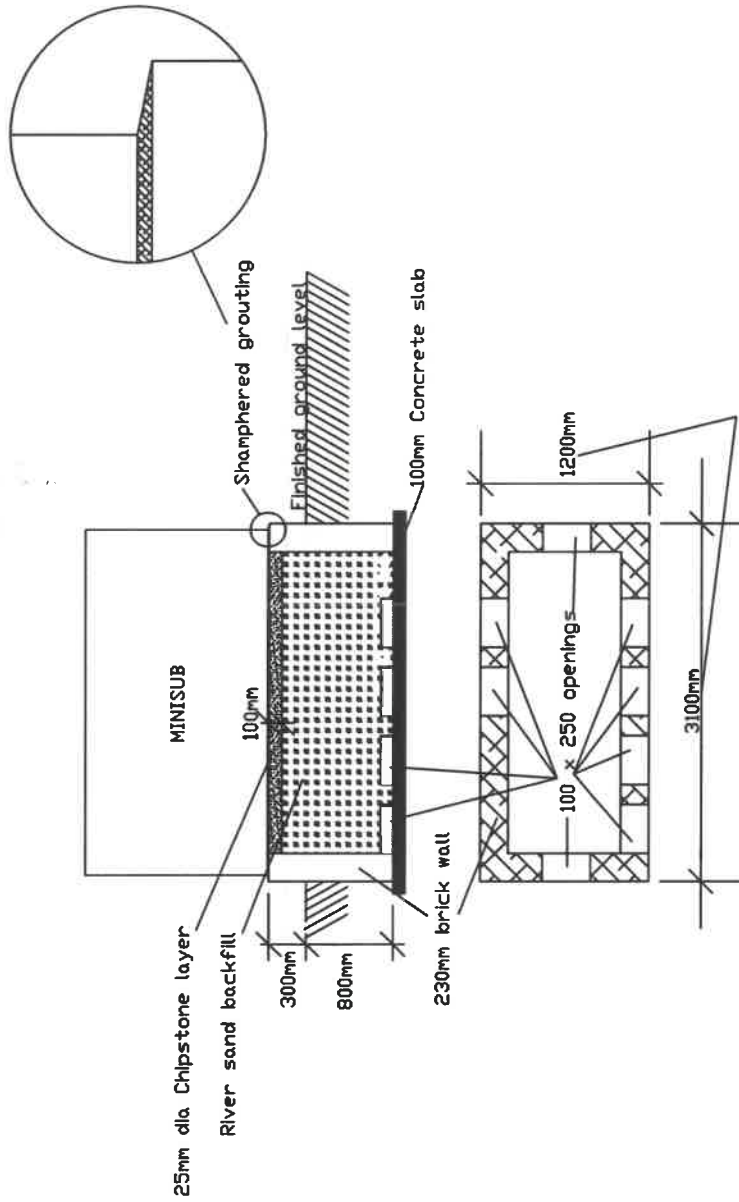
**PV INSTALLATION DB**

MINIMUM FAULT RATING = 5KA, ALL CIRCUIT BREAKERS MUST BE DC RATED

3-compartment DB panel, surface mounted with lockable doors



<p>public works Department of Public Works OFFICE OF SUSTAINABILITY SUSTAINABILITY</p>	<p>TMS Engineers &amp; Project Managers</p>	<p>COOTE CLARKESON ASSOCIATES</p>	<p>NEWCASTLE SAPS: REPAIRS AND RENOVATIONS TO RUJ VAN TACK BUILDINGS</p>	<p>SOLAR DISTRIBUTION DB</p>	<p>PROJECT NO: 046032 PROJECT NAME: SOLAR DISTRIBUTION DB DATE: 11/10/2021 DRAWN BY: RUF CHECKED BY: RUF DATE: 11/10/2021</p>	<p>ET0605-22</p>
--	---	---------------------------------------	--	------------------------------	---	------------------



**IMPORTANT NOTE:**  
Adjust dimensions to suit minisub dimensions

**FMS**  
Engineers & Project Managers co  
14/17, South Street, West Perth, WA 6005  
Tel: 9442 2244 Fax: 9442 2245

NO	DATE	DESCRIPTION VARIATION OR CORRECTION	DESCRIPTION VARIATION AND APPROVED
1			

Version/Project  
**NEWCASTLE SAPS R&R**

Name van tekening/Titel of drawing  
**MINISUB PLINTH DETAIL**

SCALE: NTS

Tekeningnummer/Drawing Number <b>E10805-23</b>	Datum/Date Jun 2021
0	Verandering Amendments

# **MECHANICAL DRAWINGS**



**SCALE FOR REFERENCE PLANS**

Notes

**FOR CONSTRUCTION**

These drawings are prepared in accordance with the requirements of the Health Services Act, 1997, and the Health Services Regulations, 2001, and are intended to be used for the construction of the project described herein. The contractor is responsible for ensuring that the drawings are used in accordance with their intended purpose and for any errors or omissions that may occur.

**REQUIRED DEPARTMENT FULFILL SERVICE REQUIREMENTS:**

PROJECT MANAGER: \_\_\_\_\_  
 ARCHITECT: \_\_\_\_\_  
 REGIONAL MANAGER: \_\_\_\_\_  
 HEALTH DEPARTMENT MANAGER: \_\_\_\_\_  
 FACILITY: \_\_\_\_\_  
 FACILITY MANAGER: \_\_\_\_\_  
 DISTRICT MANAGER: \_\_\_\_\_  
 CSI PROJECT LEADER: \_\_\_\_\_

REVISIONS:

Rev No	Date	Description	Rev By	Rev Date
1	15/01/2018	ISSUE FOR CONSTRUCTION	ISIMIC	15/01/2018

Created by Professional Consultant  
 Name: \_\_\_\_\_  
 Date: \_\_\_\_\_

**ISIMIC ENGINEERS**  
 QUALITY MANAGEMENT SYSTEM  
 P.O. BOX 244  
 14005A 244 007  
 PRETORIA 201 009  
 e-mail: [isimic@isimic.co.za](mailto:isimic@isimic.co.za)

Client: **public works**  
 Department: \_\_\_\_\_  
 PROVINCE OF KWAZULU-NATAL

**health**  
 Department: \_\_\_\_\_  
 Health: \_\_\_\_\_  
 PROVINCE OF KWAZULU-NATAL

Project Site: \_\_\_\_\_

**NEWCASTLE HOSPITAL PACKAGE C**

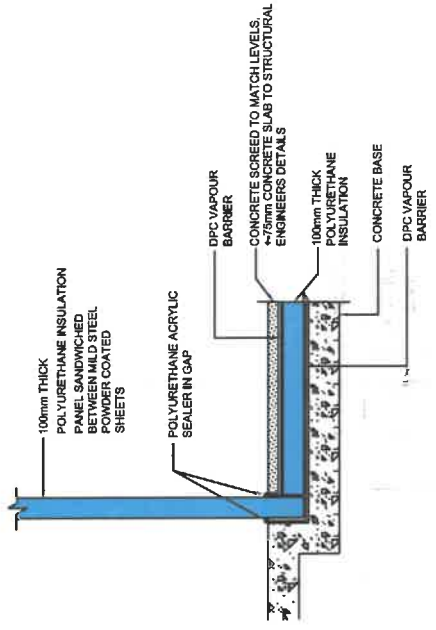
**NEW MEDICAL WASTE ROOM COLD ROOM LAYOUT**

Drawing Description: \_\_\_\_\_

Designed by: ISL	Drawn by: P.J.L.	Checked: _____
Scale: AS SHOWN	Date: DECEMBER 2018	Revision: _____
Client/Project Number: 300221-NMC-CR1	Revision: A	Revision: _____
Drawn Number: 070628	Revision: A	Revision: _____
Checked by Health Price Approval Committee		

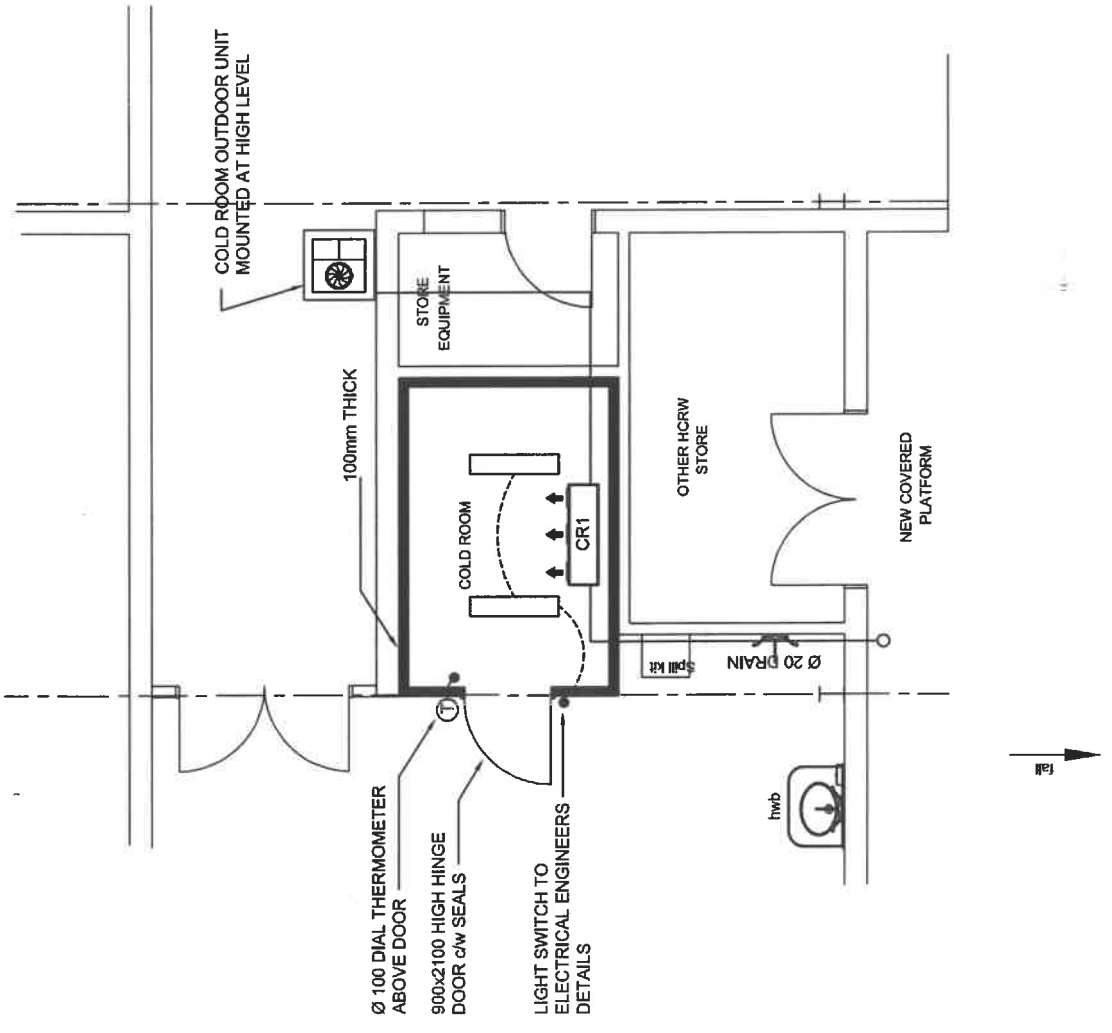
**COLD AND FREEZER ROOM SCHEDULE**

REF.	SERVING	ROOM TEMP	LOAD	POWER SUPPLY
CR1	COLD ROOM	3°C	6.0 KW	2.0 KW



**TYPICAL SECTION THROUGH COLD AND FREEZER ROOMS FLOOR**

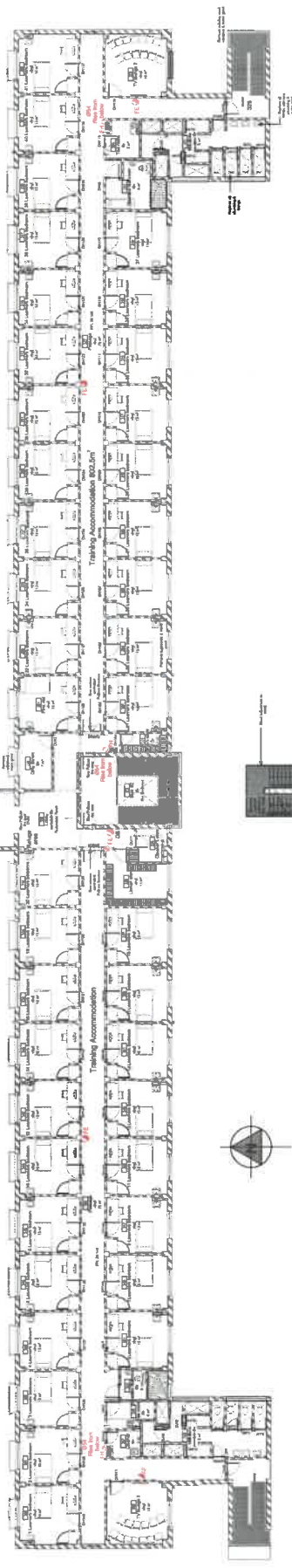
NTS



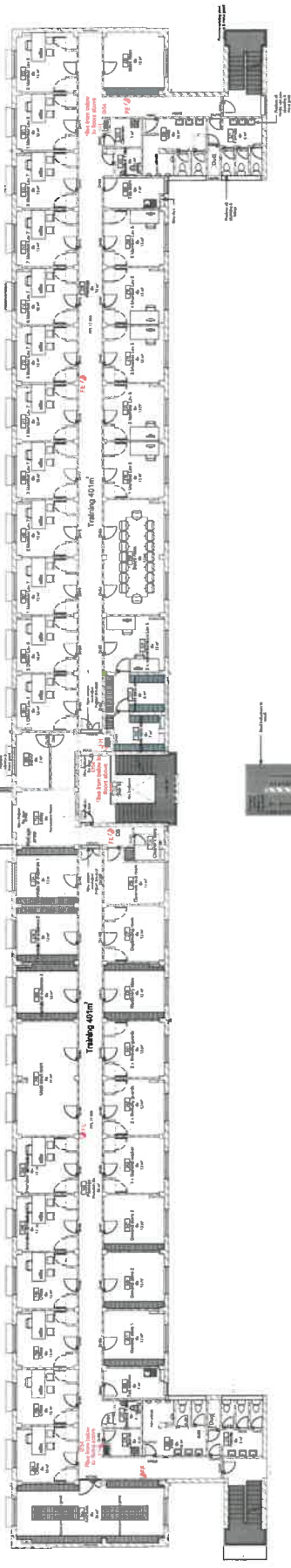
**COLD ROOM**  
 SCALE 1:50

FOR TET

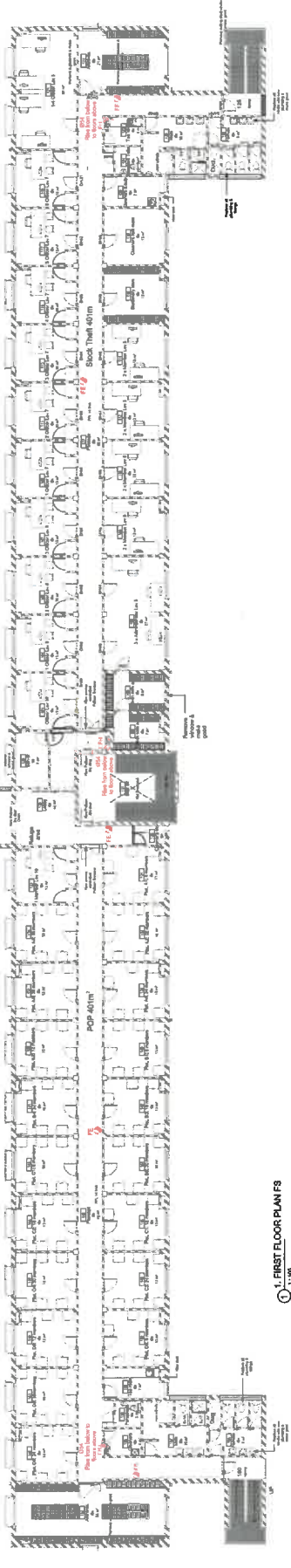
LEGEND  
 FIRE HOSE REEL  
 FIRE EXTINGUISHER



3. THIRD FLOOR PLAN FS  
1:100



2. SECOND FLOOR PLAN FS  
1:100



1. FIRST FLOOR PLAN FS  
1:100



NEWCASTLE SAPS: REPAIRS AND RENOVATIONS TO HI VAN ECK BUILDINGS

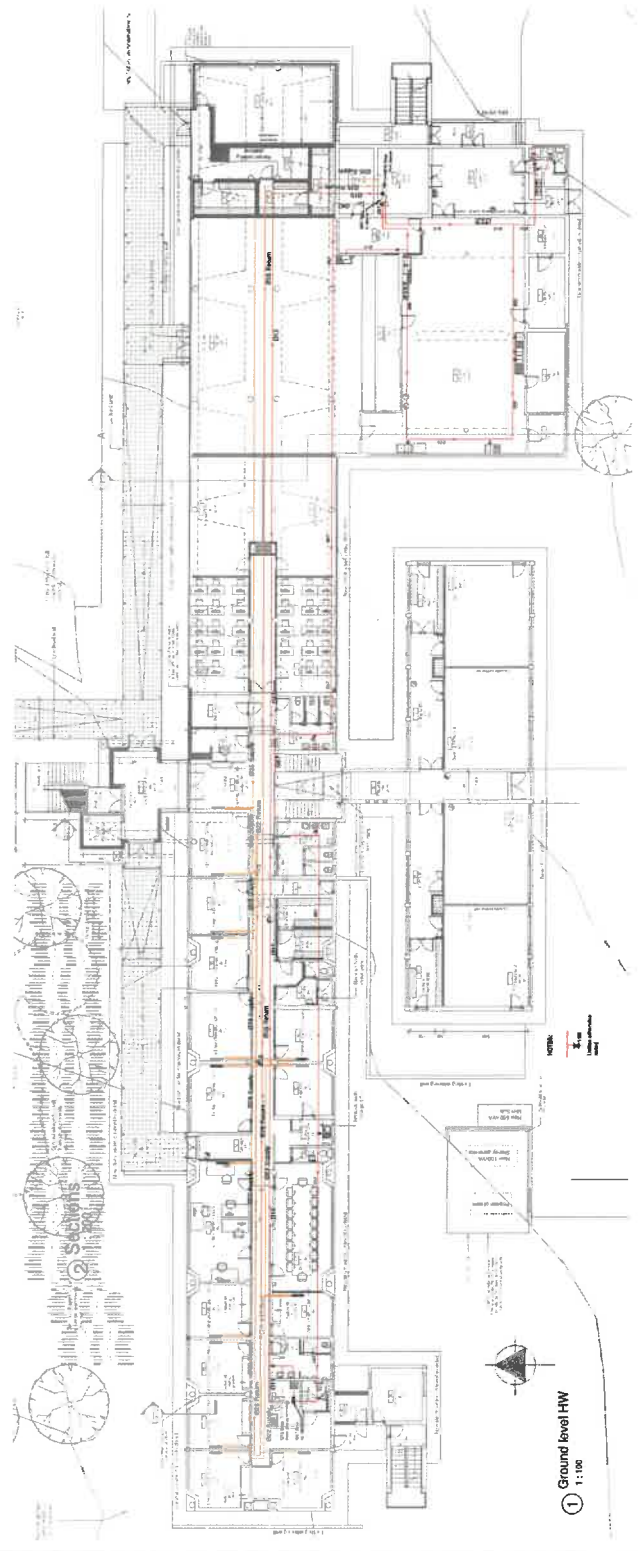
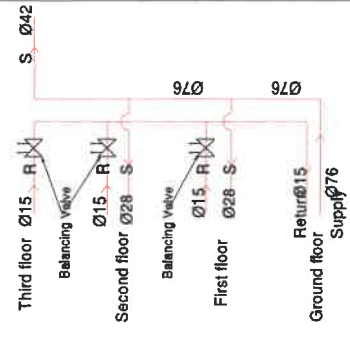
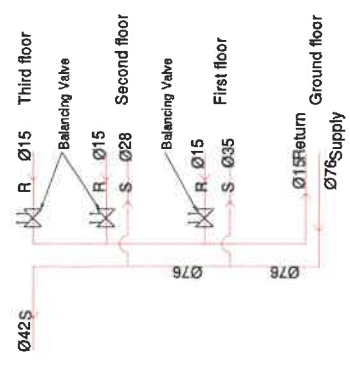
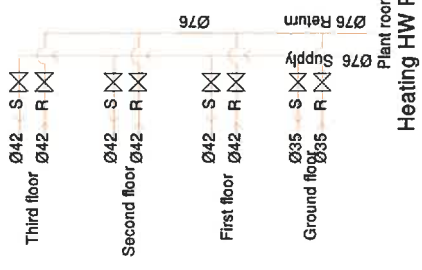
FIRST, SECOND AND THIRD FLOOR FIRE SUPPRESSION

WCS: 046032

DATE	BY	DESCRIPTION
1:1:100	FS	ISSUED FOR TENDERS
2023/04/28	FS	ISSUED FOR TENDERS

CONTRACT NO: 2023/04/28  
DRAWING NO: 1001/17-FS3






WEST SECTION

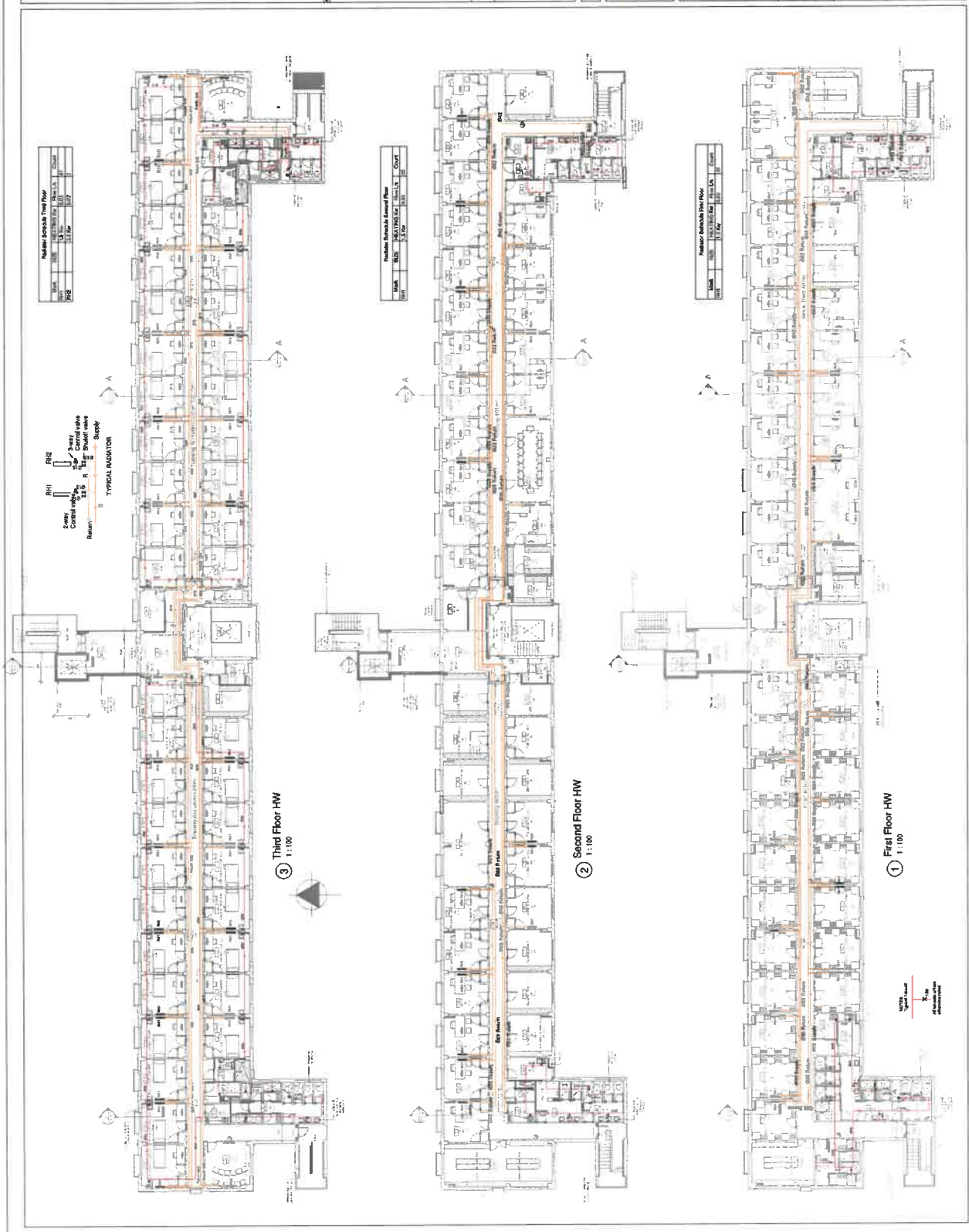
EAST SECTION

public works & Infrastructure  
NEWCASTLE SAPS, REPAIRS AND RENOVATIONS TO HUWAN ECK BUILDINGS

GWK Group  
100, 102, 104, 106, 108, 110, 112, 114, 116, 118, 120, 122, 124, 126, 128, 130, 132, 134, 136, 138, 140, 142, 144, 146, 148, 150, 152, 154, 156, 158, 160, 162, 164, 166, 168, 170, 172, 174, 176, 178, 180, 182, 184, 186, 188, 190, 192, 194, 196, 198, 200, 202, 204, 206, 208, 210, 212, 214, 216, 218, 220, 222, 224, 226, 228, 230, 232, 234, 236, 238, 240, 242, 244, 246, 248, 250, 252, 254, 256, 258, 260, 262, 264, 266, 268, 270, 272, 274, 276, 278, 280, 282, 284, 286, 288, 290, 292, 294, 296, 298, 300, 302, 304, 306, 308, 310, 312, 314, 316, 318, 320, 322, 324, 326, 328, 330, 332, 334, 336, 338, 340, 342, 344, 346, 348, 350, 352, 354, 356, 358, 360, 362, 364, 366, 368, 370, 372, 374, 376, 378, 380, 382, 384, 386, 388, 390, 392, 394, 396, 398, 400, 402, 404, 406, 408, 410, 412, 414, 416, 418, 420, 422, 424, 426, 428, 430, 432, 434, 436, 438, 440, 442, 444, 446, 448, 450, 452, 454, 456, 458, 460, 462, 464, 466, 468, 470, 472, 474, 476, 478, 480, 482, 484, 486, 488, 490, 492, 494, 496, 498, 500, 502, 504, 506, 508, 510, 512, 514, 516, 518, 520, 522, 524, 526, 528, 530, 532, 534, 536, 538, 540, 542, 544, 546, 548, 550, 552, 554, 556, 558, 560, 562, 564, 566, 568, 570, 572, 574, 576, 578, 580, 582, 584, 586, 588, 590, 592, 594, 596, 598, 600, 602, 604, 606, 608, 610, 612, 614, 616, 618, 620, 622, 624, 626, 628, 630, 632, 634, 636, 638, 640, 642, 644, 646, 648, 650, 652, 654, 656, 658, 660, 662, 664, 666, 668, 670, 672, 674, 676, 678, 680, 682, 684, 686, 688, 690, 692, 694, 696, 698, 700, 702, 704, 706, 708, 710, 712, 714, 716, 718, 720, 722, 724, 726, 728, 730, 732, 734, 736, 738, 740, 742, 744, 746, 748, 750, 752, 754, 756, 758, 760, 762, 764, 766, 768, 770, 772, 774, 776, 778, 780, 782, 784, 786, 788, 790, 792, 794, 796, 798, 800, 802, 804, 806, 808, 810, 812, 814, 816, 818, 820, 822, 824, 826, 828, 830, 832, 834, 836, 838, 840, 842, 844, 846, 848, 850, 852, 854, 856, 858, 860, 862, 864, 866, 868, 870, 872, 874, 876, 878, 880, 882, 884, 886, 888, 890, 892, 894, 896, 898, 900, 902, 904, 906, 908, 910, 912, 914, 916, 918, 920, 922, 924, 926, 928, 930, 932, 934, 936, 938, 940, 942, 944, 946, 948, 950, 952, 954, 956, 958, 960, 962, 964, 966, 968, 970, 972, 974, 976, 978, 980, 982, 984, 986, 988, 990, 992, 994, 996, 998, 1000

GWK Group  
100, 102, 104, 106, 108, 110, 112, 114, 116, 118, 120, 122, 124, 126, 128, 130, 132, 134, 136, 138, 140, 142, 144, 146, 148, 150, 152, 154, 156, 158, 160, 162, 164, 166, 168, 170, 172, 174, 176, 178, 180, 182, 184, 186, 188, 190, 192, 194, 196, 198, 200, 202, 204, 206, 208, 210, 212, 214, 216, 218, 220, 222, 224, 226, 228, 230, 232, 234, 236, 238, 240, 242, 244, 246, 248, 250, 252, 254, 256, 258, 260, 262, 264, 266, 268, 270, 272, 274, 276, 278, 280, 282, 284, 286, 288, 290, 292, 294, 296, 298, 300, 302, 304, 306, 308, 310, 312, 314, 316, 318, 320, 322, 324, 326, 328, 330, 332, 334, 336, 338, 340, 342, 344, 346, 348, 350, 352, 354, 356, 358, 360, 362, 364, 366, 368, 370, 372, 374, 376, 378, 380, 382, 384, 386, 388, 390, 392, 394, 396, 398, 400, 402, 404, 406, 408, 410, 412, 414, 416, 418, 420, 422, 424, 426, 428, 430, 432, 434, 436, 438, 440, 442, 444, 446, 448, 450, 452, 454, 456, 458, 460, 462, 464, 466, 468, 470, 472, 474, 476, 478, 480, 482, 484, 486, 488, 490, 492, 494, 496, 498, 500, 502, 504, 506, 508, 510, 512, 514, 516, 518, 520, 522, 524, 526, 528, 530, 532, 534, 536, 538, 540, 542, 544, 546, 548, 550, 552, 554, 556, 558, 560, 562, 564, 566, 568, 570, 572, 574, 576, 578, 580, 582, 584, 586, 588, 590, 592, 594, 596, 598, 600, 602, 604, 606, 608, 610, 612, 614, 616, 618, 620, 622, 624, 626, 628, 630, 632, 634, 636, 638, 640, 642, 644, 646, 648, 650, 652, 654, 656, 658, 660, 662, 664, 666, 668, 670, 672, 674, 676, 678, 680, 682, 684, 686, 688, 690, 692, 694, 696, 698, 700, 702, 704, 706, 708, 710, 712, 714, 716, 718, 720, 722, 724, 726, 728, 730, 732, 734, 736, 738, 740, 742, 744, 746, 748, 750, 752, 754, 756, 758, 760, 762, 764, 766, 768, 770, 772, 774, 776, 778, 780, 782, 784, 786, 788, 790, 792, 794, 796, 798, 800, 802, 804, 806, 808, 810, 812, 814, 816, 818, 820, 822, 824, 826, 828, 830, 832, 834, 836, 838, 840, 842, 844, 846, 848, 850, 852, 854, 856, 858, 860, 862, 864, 866, 868, 870, 872, 874, 876, 878, 880, 882, 884, 886, 888, 890, 892, 894, 896, 898, 900, 902, 904, 906, 908, 910, 912, 914, 916, 918, 920, 922, 924, 926, 928, 930, 932, 934, 936, 938, 940, 942, 944, 946, 948, 950, 952, 954, 956, 958, 960, 962, 964, 966, 968, 970, 972, 974, 976, 978, 980, 982, 984, 986, 988, 990, 992, 994, 996, 998, 1000

 <p><b>GFK</b> GFL Consulting Engineers Ltd. 100, Victoria Road, Newcastle, NSW 2061</p>	
<p><b>public works &amp; infrastructure</b> SPECIALISING IN DESIGN, ENGINEERING, CONSTRUCTION MANAGEMENT, OPERATIONS &amp; MAINTENANCE</p>	
<p><b>NEWCASTLE SAPS: REPAIRS AND RENOVATIONS TO HUMAN ECR BUILDINGS</b></p>	
<p>Project No: 187 - 3RD FLOOR HEATING AND HOT WATER</p>	
<p>WSS: 046032</p>	
Scale:	1:100
Drawn:	02/04/2018
Checked:	02/04/2018
Client:	NSW GOVERNMENT
Contract:	NSW 187 - 3RD FLOOR HEATING AND HOT WATER



③ Third Floor HW  
1:100

② Second Floor HW  
1:100

① First Floor HW  
1:100

FOR TEND

Copyright reserved by the Department of Public Works

public works & infrastructure  
 Department of Public Works  
 REPUBLIC OF SOUTH AFRICA  
 100 WATERLOO STREET, SANDHURST, 7613



GPK Consulting Engineers CC  
 111 BARNARD ROAD  
 WINDYBROOK 7190

NEWCASTLE SAFES: REPAIRS AND RENOVATIONS TO HJ VAN ECK BUILDINGS

GROUND FLOOR PLAN  
 AIR CONDITIONING & VENTILATION

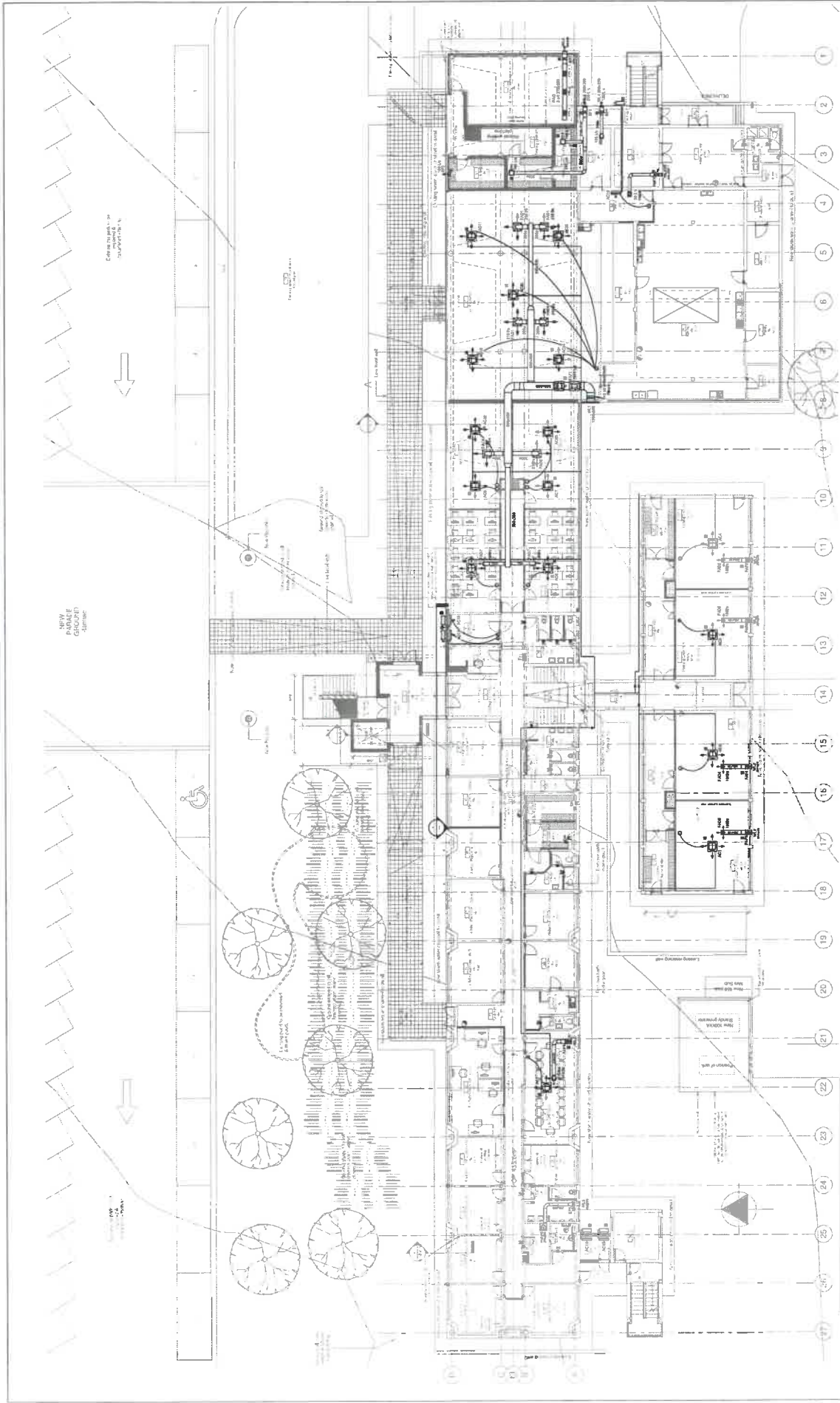
WCS: 046032

Scale: 1:100

Date: 2023/02/27

Client: 300246 (N) ACT1

Drawn by: M204147 - AC1



**GROUND FLOOR WILL LOWERS**

Mark	Description	Area	Count
W1.1	WILL LOWERS	100.00	1
W1.2	WILL LOWERS	100.00	1
W1.3	WILL LOWERS	100.00	1
W1.4	WILL LOWERS	100.00	1

**Supply Air Ductwork Ground Floor**

Mark	Description	Area	Count
FA01	Supply Air Ductwork	214.74	4
FA02	Supply Air Ductwork	190.74	1
FA03	Supply Air Ductwork	190.74	1
FA04	Supply Air Ductwork	190.74	1
FA05	Supply Air Ductwork	210.74	2
FA06	Supply Air Ductwork	190.74	1
FA07	Supply Air Ductwork	56.74	1

**GROUND FLOOR FAN SCHEDULE**

Mark	Description	Area	Count
EF1	Exhaust Fan	100.00	1
EF2	Exhaust Fan	100.00	1
EF3	Exhaust Fan	100.00	1
EF4	Exhaust Fan	100.00	1
EF5	Exhaust Fan	100.00	1
EF6	Exhaust Fan	100.00	1
EF7	Exhaust Fan	100.00	1
EF8	Exhaust Fan	100.00	1
EF9	Exhaust Fan	100.00	1
EF10	Exhaust Fan	100.00	1
EF11	Exhaust Fan	100.00	1
EF12	Exhaust Fan	100.00	1
EF13	Exhaust Fan	100.00	1
EF14	Exhaust Fan	100.00	1
EF15	Exhaust Fan	100.00	1
EF16	Exhaust Fan	100.00	1
EF17	Exhaust Fan	100.00	1

**GROUND FLOOR AC SCHEDULE**

Mark	Description	Floor	Area	Count
AC1	Casualty	1st Floor	8.25	1
AC2	Casualty	1st Floor	8.25	1
AC3	Casualty	1st Floor	8.25	1
AC4	Casualty	1st Floor	8.25	1
AC5	Casualty	1st Floor	8.25	1
AC6	Casualty	1st Floor	8.25	1
AC7	Casualty	1st Floor	8.25	1
AC8	Casualty	1st Floor	8.25	1
AC9	Casualty	1st Floor	8.25	1
AC10	Casualty	1st Floor	8.25	1
AC11	Casualty	1st Floor	8.25	1
AC12	Casualty	1st Floor	8.25	1
AC13	Casualty	1st Floor	8.25	1
AC14	Casualty	1st Floor	8.25	1
AC15	Casualty	1st Floor	8.25	1
AC16	Casualty	1st Floor	8.25	1
AC17	Casualty	1st Floor	8.25	1
AC18	Casualty	1st Floor	8.25	1
AC19	Casualty	1st Floor	8.25	1
AC20	Casualty	1st Floor	8.25	1
AC21	Casualty	1st Floor	8.25	1
AC22	Casualty	1st Floor	8.25	1
AC23	Casualty	1st Floor	8.25	1
AC24	Casualty	1st Floor	8.25	1
AC25	Casualty	1st Floor	8.25	1

Ground level  
 1:100

FOR TENDERS

Date	20/08/2018	Drawn	W.S.
Scale	1:100	Checked	W.S.
Project	NEWCASTLE SAPS, REPAIRS AND RENOVATIONS TO HJ VAN ECK BUILDINGS		
Client	SAPS, REPUBLIC OF SOUTH AFRICA		
Contract No.	309248 (NA ACE)		
Contract Title	M04147 - ACE		

public works & infrastructure



NEWCASTLE SAPS, REPAIRS AND RENOVATIONS TO HJ VAN ECK BUILDINGS

FLOOR PLANS 1ST - 3RD FLOOR WALLS, AIR CONDITIONING & VENTILATION

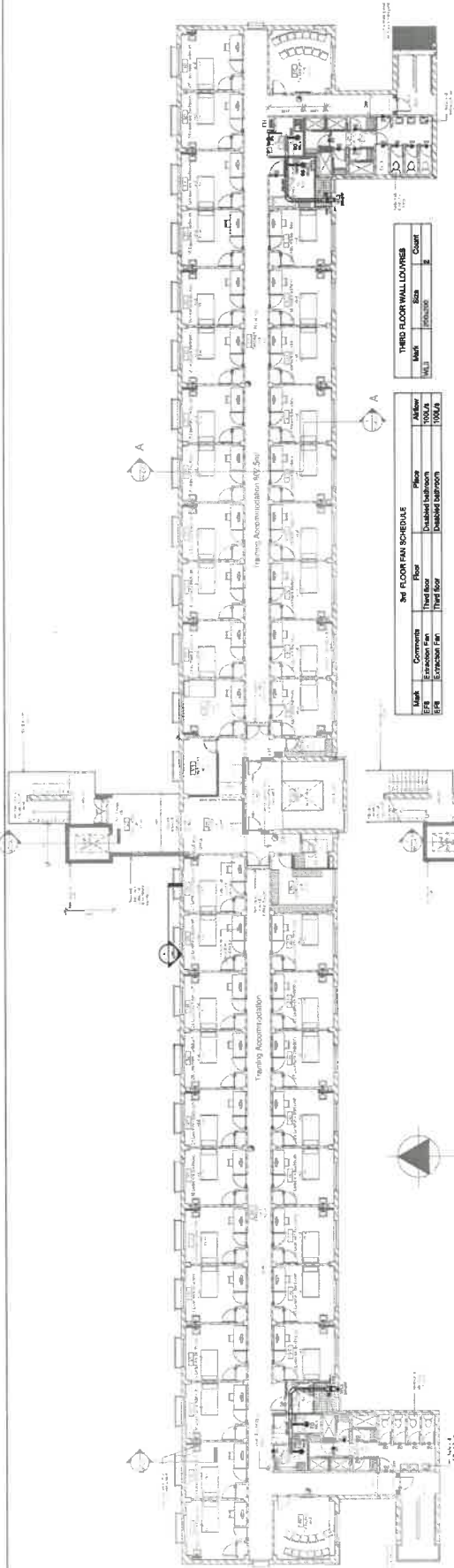
WCS: 046032

Scale: 1:100

Date: 20/08/2018 12:27:11

Contract: 309248 (NA ACE)

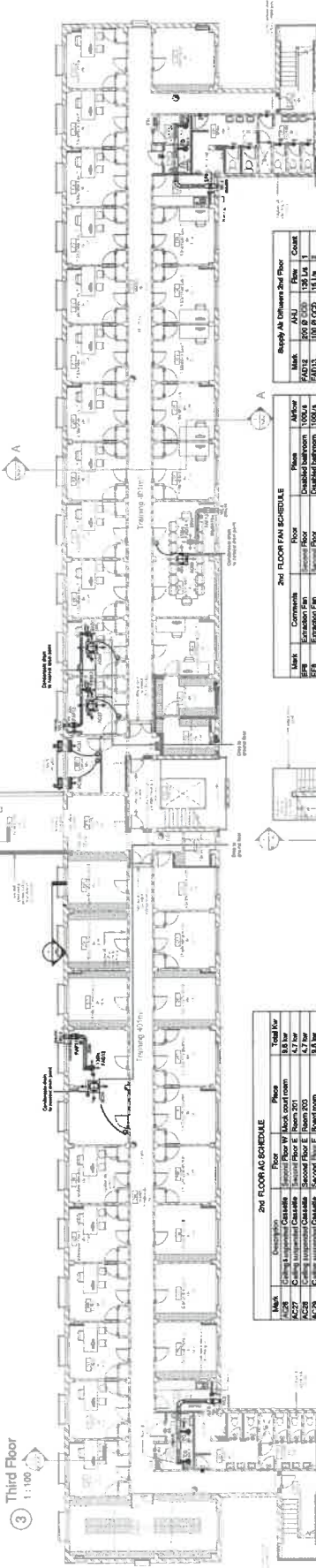
Contract Title: M04147 - ACE



③ Third Floor  
1:100

Mark	Size	Count
W3	100x200	2
W4	150x150	2

Mark	Comments	Floor	Room	Count
F301	Supply Air Fan	3rd Floor	Room 103	1
F302	Exhaust Fan	3rd Floor	Room 103	1

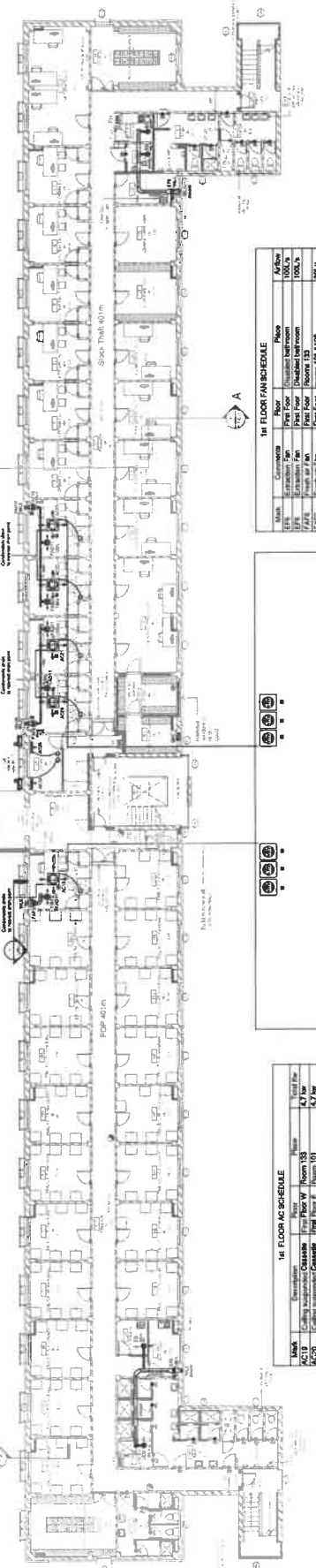


② Second Floor  
1:100

Mark	Comments	Floor	Room	Capacity
AC26	Chiller Unit	2nd Floor	Room 201	3.5 ton
AC27	Chiller Unit	2nd Floor	Room 201	4.7 ton
AC28	Chiller Unit	2nd Floor	Room 201	4.7 ton
AC29	Chiller Unit	2nd Floor	Room 201	4.7 ton
AC30	Chiller Unit	2nd Floor	Room 201	4.7 ton
AC31	Chiller Unit	2nd Floor	Room 201	4.7 ton
AC32	Chiller Unit	2nd Floor	Room 201	4.7 ton
AC33	Chiller Unit	2nd Floor	Room 201	4.7 ton
AC34	Chiller Unit	2nd Floor	Room 201	4.7 ton
AC35	Chiller Unit	2nd Floor	Room 201	4.7 ton
AC36	Chiller Unit	2nd Floor	Room 201	4.7 ton
AC37	Chiller Unit	2nd Floor	Room 201	4.7 ton
AC38	Chiller Unit	2nd Floor	Room 201	4.7 ton
AC39	Chiller Unit	2nd Floor	Room 201	4.7 ton
AC40	Chiller Unit	2nd Floor	Room 201	4.7 ton
AC41	Chiller Unit	2nd Floor	Room 201	4.7 ton
AC42	Chiller Unit	2nd Floor	Room 201	4.7 ton
AC43	Chiller Unit	2nd Floor	Room 201	4.7 ton
AC44	Chiller Unit	2nd Floor	Room 201	4.7 ton
AC45	Chiller Unit	2nd Floor	Room 201	4.7 ton
AC46	Chiller Unit	2nd Floor	Room 201	4.7 ton
AC47	Chiller Unit	2nd Floor	Room 201	4.7 ton
AC48	Chiller Unit	2nd Floor	Room 201	4.7 ton
AC49	Chiller Unit	2nd Floor	Room 201	4.7 ton
AC50	Chiller Unit	2nd Floor	Room 201	4.7 ton

Mark	Comments	Floor	Room	Count
F201	Supply Air Fan	2nd Floor	Room 201	1
F202	Exhaust Fan	2nd Floor	Room 201	1
F203	Supply Air Fan	2nd Floor	Room 201	1
F204	Exhaust Fan	2nd Floor	Room 201	1
F205	Supply Air Fan	2nd Floor	Room 201	1
F206	Exhaust Fan	2nd Floor	Room 201	1
F207	Supply Air Fan	2nd Floor	Room 201	1
F208	Exhaust Fan	2nd Floor	Room 201	1
F209	Supply Air Fan	2nd Floor	Room 201	1
F210	Exhaust Fan	2nd Floor	Room 201	1

Mark	Size	Count
W3	100x200	2
W4	150x150	2

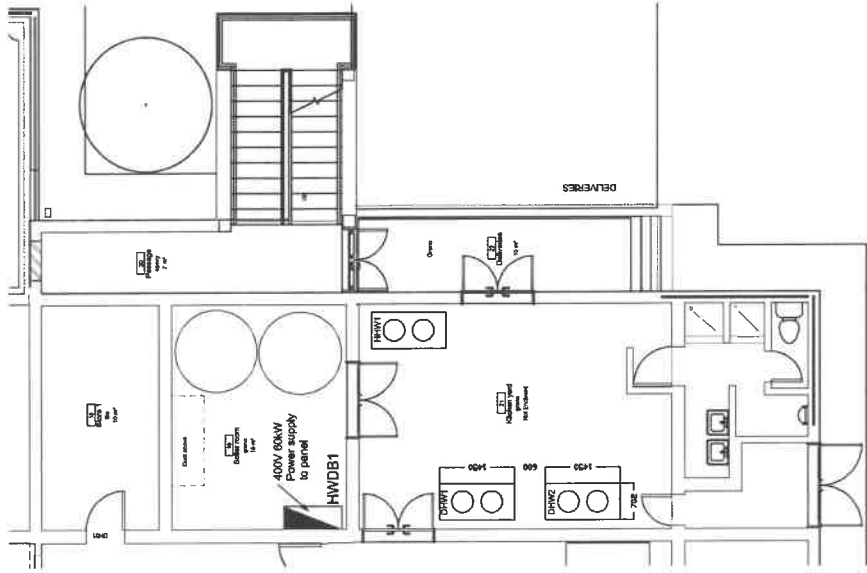


① First Floor  
1:100

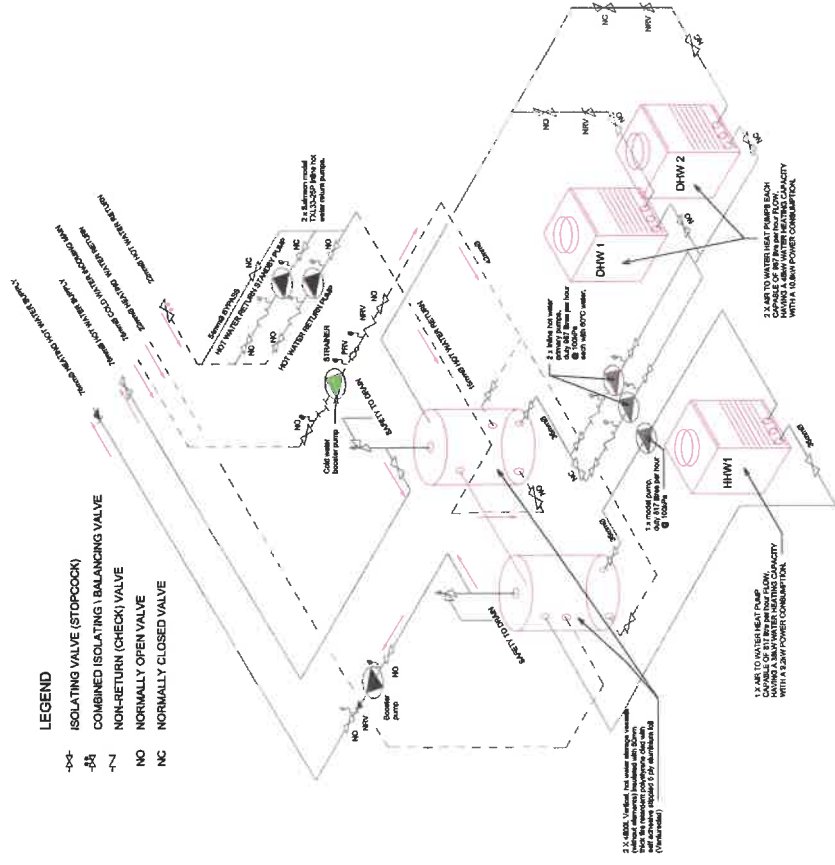
Mark	Comments	Floor	Room	Capacity
AC1	Chiller Unit	1st Floor	Room 101	3.5 ton
AC2	Chiller Unit	1st Floor	Room 101	4.7 ton
AC3	Chiller Unit	1st Floor	Room 101	4.7 ton
AC4	Chiller Unit	1st Floor	Room 101	4.7 ton
AC5	Chiller Unit	1st Floor	Room 101	4.7 ton
AC6	Chiller Unit	1st Floor	Room 101	4.7 ton
AC7	Chiller Unit	1st Floor	Room 101	4.7 ton
AC8	Chiller Unit	1st Floor	Room 101	4.7 ton
AC9	Chiller Unit	1st Floor	Room 101	4.7 ton
AC10	Chiller Unit	1st Floor	Room 101	4.7 ton
AC11	Chiller Unit	1st Floor	Room 101	4.7 ton
AC12	Chiller Unit	1st Floor	Room 101	4.7 ton
AC13	Chiller Unit	1st Floor	Room 101	4.7 ton
AC14	Chiller Unit	1st Floor	Room 101	4.7 ton
AC15	Chiller Unit	1st Floor	Room 101	4.7 ton
AC16	Chiller Unit	1st Floor	Room 101	4.7 ton
AC17	Chiller Unit	1st Floor	Room 101	4.7 ton
AC18	Chiller Unit	1st Floor	Room 101	4.7 ton
AC19	Chiller Unit	1st Floor	Room 101	4.7 ton
AC20	Chiller Unit	1st Floor	Room 101	4.7 ton

Mark	Comments	Floor	Room	Count
F101	Supply Air Fan	1st Floor	Room 101	1
F102	Exhaust Fan	1st Floor	Room 101	1
F103	Supply Air Fan	1st Floor	Room 101	1
F104	Exhaust Fan	1st Floor	Room 101	1
F105	Supply Air Fan	1st Floor	Room 101	1
F106	Exhaust Fan	1st Floor	Room 101	1
F107	Supply Air Fan	1st Floor	Room 101	1
F108	Exhaust Fan	1st Floor	Room 101	1
F109	Supply Air Fan	1st Floor	Room 101	1
F110	Exhaust Fan	1st Floor	Room 101	1

Mark	Size	Count
W1	100x200	2
W2	150x150	2



① 0. Boiler room  
1:50



② SCHEMATIC PIPEWORK ARRANGEMENT AT HOT WATER VESSELS  
(EQUIPMENT POSITIONS NOT REPRESENTATIVE)



Rev. Date Description

FOR TENDER

Copyright reserved to the Department of Public Works



GFK Consulting Engineers CC  
Agricultural Engineers  
118 Daputshale street  
VRYHEID 3100



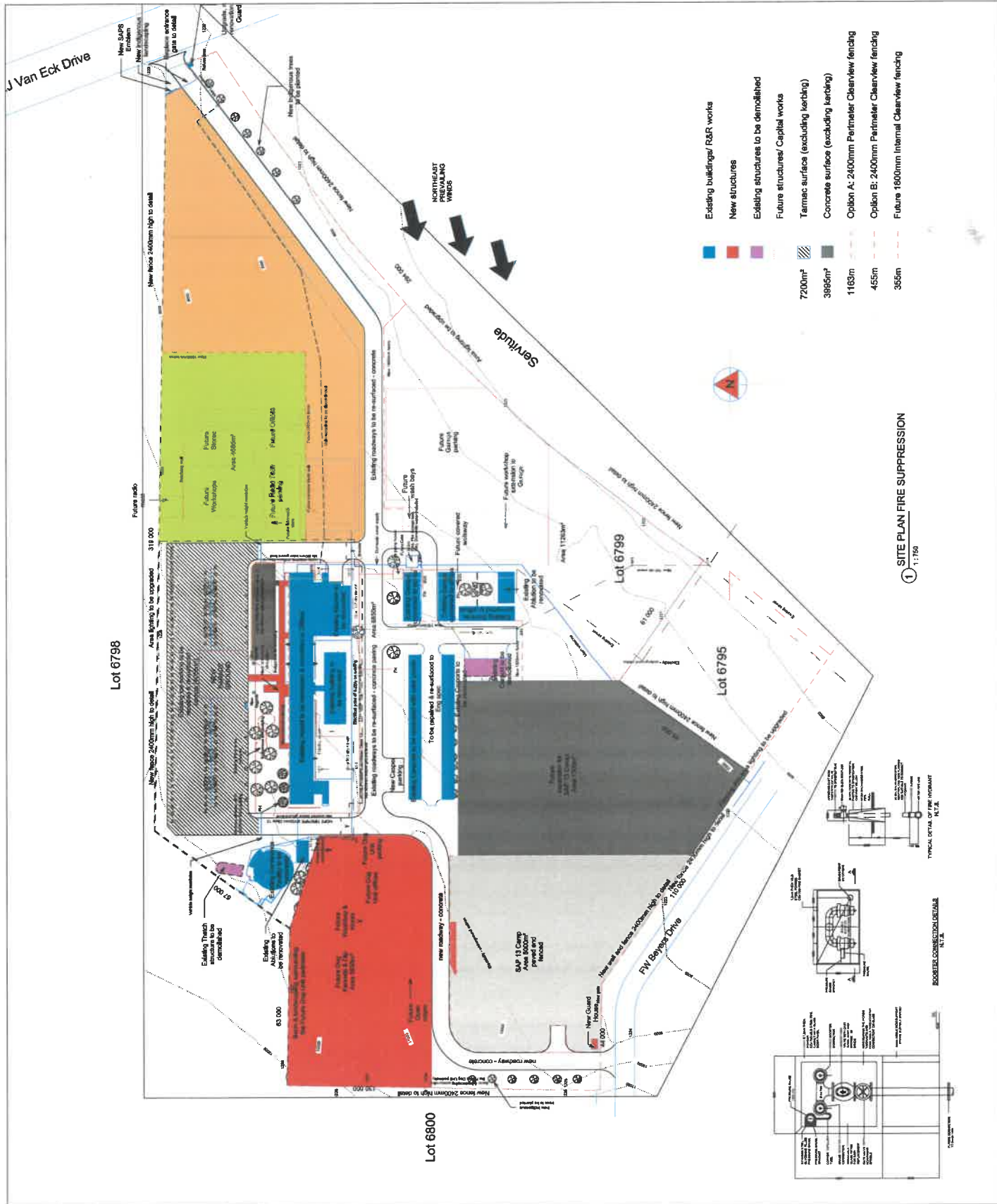
COOTE CLARKSON  
CONSULTANTS

P.O. BOX 1020  
111 FORTITUDE STREET, SUITE 1020, SANDTON, JHB  
2009  
54 FRENCH ROAD  
SANDTON  
2009  
TEL: 011 798 1000  
FAX: 011 798 1000  
WWW.COOTECLARKSON.CO.ZA




services:  
NEWCASTLE SAPS: REPAIRS  
AND RENOVATIONS TO  
HJ VAN ECK BUILDINGS

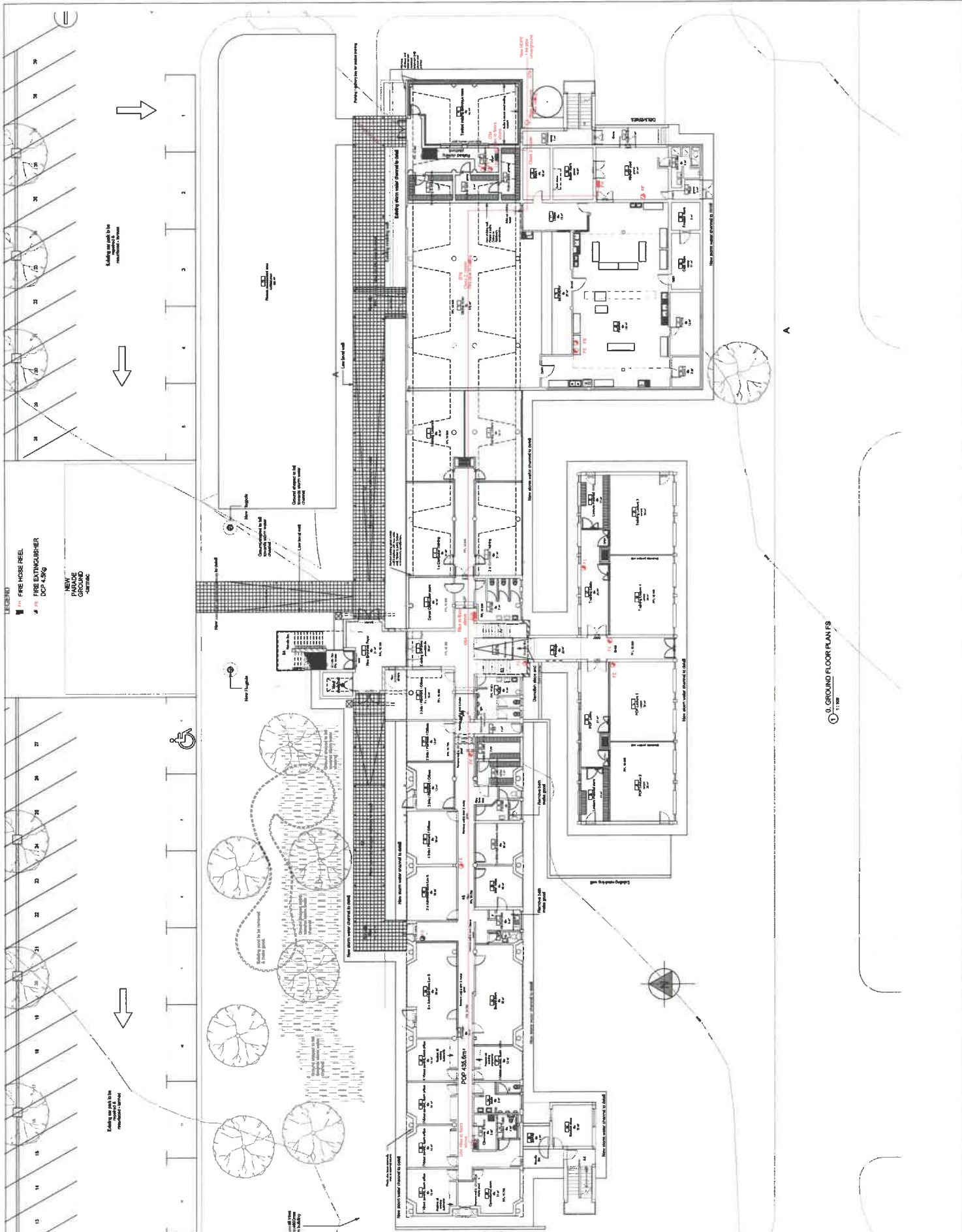
drawing no:  
SITE FIRE SUPPRESSION

WCS: 046032
Scale: As shown
Date price issued: 2021/06/25 12:21:28
Consultant: 300246-FS1
Drawing no: M304147-FS1





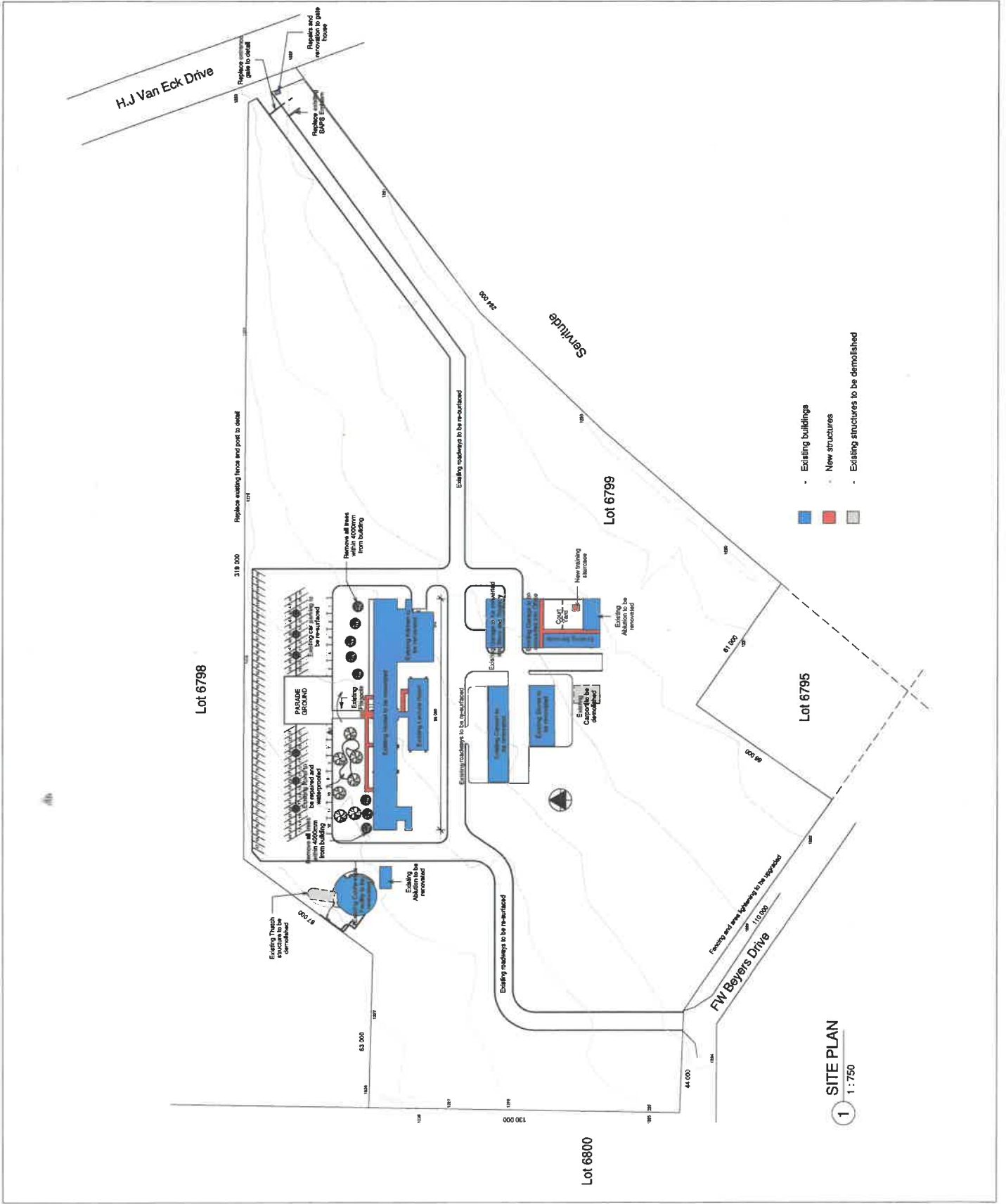
FOR TENDERS

 <p>Contract with the Department of Public Works</p>		 <p>public works DEPARTMENT OF PUBLIC WORKS REPUBLIC OF SOUTH AFRICA 10101 DE WATERSLOOT 10101 DE WATERSLOOT</p>	 <p>COOTE CLARKSON ARCHITECTS 10101 DE WATERSLOOT 10101 DE WATERSLOOT 10101 DE WATERSLOOT 10101 DE WATERSLOOT</p>	<p>MARKET: NEWCASTLE SAPS: REPAIRS AND RENOVATIONS TO HI VAN ECK BUILDINGS</p>	<p>PROJECT No: WCS: 046032</p> <p>Scale: 1:100</p> <p>Client: JOLANDA ZELAZNA</p> <p>Contract: 2016/16/01101</p> <p>DATE: 11/05/16</p>
---	--	--	--	--	--



0. GROUND FLOOR PLAN FS  
1:100

Rev	Date	Description
Copyright vest in the Department of Public Works		
call the name		
 <p><b>public works</b>          Department of Public Works          REPUBLIC OF SOUTH AFRICA          DIRECTOR - GENERAL          M.J. Maseko</p>		
 <p><b>COOTE CLARKSON</b>          ARCHITECTS          2 Compagnie Street          Sandton, Johannesburg          S.A. division: Paratsh, 204, 208, 210, 211, 212, 213, 214, 215, 216, 217, 218, 219, 220, 221, 222, 223, 224, 225, 226, 227, 228, 229, 230, 231, 232, 233, 234, 235, 236, 237, 238, 239, 240, 241, 242, 243, 244, 245, 246, 247, 248, 249, 250, 251, 252, 253, 254, 255, 256, 257, 258, 259, 260, 261, 262, 263, 264, 265, 266, 267, 268, 269, 270, 271, 272, 273, 274, 275, 276, 277, 278, 279, 280, 281, 282, 283, 284, 285, 286, 287, 288, 289, 290, 291, 292, 293, 294, 295, 296, 297, 298, 299, 300, 301, 302, 303, 304, 305, 306, 307, 308, 309, 310, 311, 312, 313, 314, 315, 316, 317, 318, 319, 320, 321, 322, 323, 324, 325, 326, 327, 328, 329, 330, 331, 332, 333, 334, 335, 336, 337, 338, 339, 340, 341, 342, 343, 344, 345, 346, 347, 348, 349, 350, 351, 352, 353, 354, 355, 356, 357, 358, 359, 360, 361, 362, 363, 364, 365, 366, 367, 368, 369, 370, 371, 372, 373, 374, 375, 376, 377, 378, 379, 380, 381, 382, 383, 384, 385, 386, 387, 388, 389, 390, 391, 392, 393, 394, 395, 396, 397, 398, 399, 400, 401, 402, 403, 404, 405, 406, 407, 408, 409, 410, 411, 412, 413, 414, 415, 416, 417, 418, 419, 420, 421, 422, 423, 424, 425, 426, 427, 428, 429, 430, 431, 432, 433, 434, 435, 436, 437, 438, 439, 440, 441, 442, 443, 444, 445, 446, 447, 448, 449, 450, 451, 452, 453, 454, 455, 456, 457, 458, 459, 460, 461, 462, 463, 464, 465, 466, 467, 468, 469, 470, 471, 472, 473, 474, 475, 476, 477, 478, 479, 480, 481, 482, 483, 484, 485, 486, 487, 488, 489, 490, 491, 492, 493, 494, 495, 496, 497, 498, 499, 500, 501, 502, 503, 504, 505, 506, 507, 508, 509, 510, 511, 512, 513, 514, 515, 516, 517, 518, 519, 520, 521, 522, 523, 524, 525, 526, 527, 528, 529, 530, 531, 532, 533, 534, 535, 536, 537, 538, 539, 540, 541, 542, 543, 544, 545, 546, 547, 548, 549, 550, 551, 552, 553, 554, 555, 556, 557, 558, 559, 560, 561, 562, 563, 564, 565, 566, 567, 568, 569, 570, 571, 572, 573, 574, 575, 576, 577, 578, 579, 580, 581, 582, 583, 584, 585, 586, 587, 588, 589, 590, 591, 592, 593, 594, 595, 596, 597, 598, 599, 600, 601, 602, 603, 604, 605, 606, 607, 608, 609, 610, 611, 612, 613, 614, 615, 616, 617, 618, 619, 620, 621, 622, 623, 624, 625, 626, 627, 628, 629, 630, 631, 632, 633, 634, 635, 636, 637, 638, 639, 640, 641, 642, 643, 644, 645, 646, 647, 648, 649, 650, 651, 652, 653, 654, 655, 656, 657, 658, 659, 660, 661, 662, 663, 664, 665, 666, 667, 668, 669, 670, 671, 672, 673, 674, 675, 676, 677, 678, 679, 680, 681, 682, 683, 684, 685, 686, 687, 688, 689, 690, 691, 692, 693, 694, 695, 696, 697, 698, 699, 700, 701, 702, 703, 704, 705, 706, 707, 708, 709, 710, 711, 712, 713, 714, 715, 716, 717, 718, 719, 720, 721, 722, 723, 724, 725, 726, 727, 728, 729, 730, 731, 732, 733, 734, 735, 736, 737, 738, 739, 740, 741, 742, 743, 744, 745, 746, 747, 748, 749, 750, 751, 752, 753, 754, 755, 756, 757, 758, 759, 760, 761, 762, 763, 764, 765, 766, 767, 768, 769, 770, 771, 772, 773, 774, 775, 776, 777, 778, 779, 780, 781, 782, 783, 784, 785, 786, 787, 788, 789, 790, 791, 792, 793, 794, 795, 796, 797, 798, 799, 800, 801, 802, 803, 804, 805, 806, 807, 808, 809, 810, 811, 812, 813, 814, 815, 816, 817, 818, 819, 820, 821, 822, 823, 824, 825, 826, 827, 828, 829, 830, 831, 832, 833, 834, 835, 836, 837, 838, 839, 840, 841, 842, 843, 844, 845, 846, 847, 848, 849, 850, 851, 852, 853, 854, 855, 856, 857, 858, 859, 860, 861, 862, 863, 864, 865, 866, 867, 868, 869, 870, 871, 872, 873, 874, 875, 876, 877, 878, 879, 880, 881, 882, 883, 884, 885, 886, 887, 888, 889, 890, 891, 892, 893, 894, 895, 896, 897, 898, 899, 900, 901, 902, 903, 904, 905, 906, 907, 908, 909, 910, 911, 912, 913, 914, 915, 916, 917, 918, 919, 920, 921, 922, 923, 924, 925, 926, 927, 928, 929, 930, 931, 932, 933, 934, 935, 936, 937, 938, 939, 940, 941, 942, 943, 944, 945, 946, 947, 948, 949, 950, 951, 952, 953, 954, 955, 956, 957, 958, 959, 960, 961, 962, 963, 964, 965, 966, 967, 968, 969, 970, 971, 972, 973, 974, 975, 976, 977, 978, 979, 980, 981, 982, 983, 984, 985, 986, 987, 988, 989, 990, 991, 992, 993, 994, 995, 996, 997, 998, 999, 1000</p>		
<p><b>SERVICE</b></p> <p><b>NEWCASTLE: REPAIRS AND RENOVATIONS TO CENTRALISED TRAINING FACILITY FOR SAPS</b></p>		
drawing title <b>Site Plan</b>		
WCS: 046035	designed	JJM
6217/0208/26/2	drawn	RD
Scale	1 : 750	JJM
date checked	2015/07/09 09:38:56 AM	JJM
type number		
drawing no.		253401-SP-000



**1** SITE PLAN  
1 : 750