

PRODUCT SPECIFICATION

-UNIT:-GLAZED CERAMIC-(FLOOR)

PRODUCT NAME: BAYSTONE BONE

PRODUCT CODE: BO - 482

NOMINAL SIZE: 500 x 500 x 9 mm

TILE CLASS: B2

DIMENSIONAL PROPERTIES		
PANEL LENGTH & WIDTH	S1	490.0 - 492.4 mm
	S2	487.6 - 490.0 mm
	S3	492.4 - 494.8 mm
THICKNESS		8.9 - 9.2 mm
RECTANGULARITY (WEDGE)		Max 2.4 mm
CENTRE CURVATURE		- 1.0 to + 2.4 mm
EDGE CURVATURE		- 1.0 to + 2.4 mm
WARPAGE (TWIST)		- 1.0 to + 2.4 mm

PHYSICAL PROPERTIES	
WATER ABSORPTION	3.1 - 6 %
MODULUS OF RUPTURE (MOR)	> 24 N/mm ²
SURFACE ABRASION RESISTANCE (PEI)	4
LINEAR THERMAL EXPANSION	0.30 - 0.34 % at 600 °C
CRAZING RESISTANCE	No crazing
STAIN RESISTANCE (ISO)	Min. 3
SLIP RESISTANCE	Dry: Low potential for slip Wet: Moderate potential for slip
MOISTURE EXPANSION	< 0.06 %

ALL TILE TEST RESULTS AND TEST PROCEDURES

COMPLIES TO ISO 13006 OF 2012

Updated Feb 2017


ANTI BANDIT DOORS

Level Classification	Description
G1 Handguns up to and including 9mm Parabellum	No view panel. Internal application
G1 Handguns up to and including 9mm Parabellum	View panel - 28mm glass. Internal application
G2 Handguns up to and including .357 Magnum as well as 12 gauge shotgun firing buckshot	No view panel. Internal application
G2 Handguns up to and including .357 Magnum as well as 12 gauge shotgun firing buckshot	View panel - 38mm glass. Internal application
G3 AK 47 assault rifle up to and including 12 gauge shotgun firing Brenneke slugs.	No view panel. Internal application
G3 AK 47 assault rifle up to and including 12 gauge shotgun firing Brenneke slugs.	View panel - 53mm glass. Internal application.

Purpose made bullet resistant doors, manufactured with 100mm x 50mm x 2mm mild steel frame, supplied with a 5 pin CISA dead lock, continuous roton type hinge, aluminum slam bar and D-style pull handles

Optional Extras

- 1 External Doors
- 2 Non Standard doors
- 2 Stainless steel / aluminum kick/push plates (4 per door)
- 2 Door closure - light duty TS72
- 2 Door closure - heavy duty TS91
- 2 Magnetic lock - light duty (200kg)
- 2 Magnetic lock - heavy duty (500kg)
- 2 6 Amp power supply
- 2 Key switch and surface mounted casing
- 2 Push buttons
- 2 Interlock system
- 2 Adams-rite electronic lock & striker
- 2 Frame - 2095mm H x 930mm W
- 2 - Wall Opening - 2105mm H x 940mm W



Special door sizes and configurations are available on request.

PAY WINDOWS

- ☑ Choice of locking and entry systems
- ☑ Ballistic Protection
- ☑ Easy installation
- ☑ Provides extra protection against physical attack
- ☑ Designed for locating at staff entrances
- ☑ Constructed to ward off determined raiders / intruders



Window Type 1 Shallow Trays - PWI Classification

Level Classification

- G1 Handguns up to and including 9mm Parabellum
- G2 Handguns up to and including .357 Magnum as well as 12 gauge shotgun firing buckshot
- G3 AK 47 assault rifle up to and including 12 gauge shotgun firing Brenneke slugs

Description

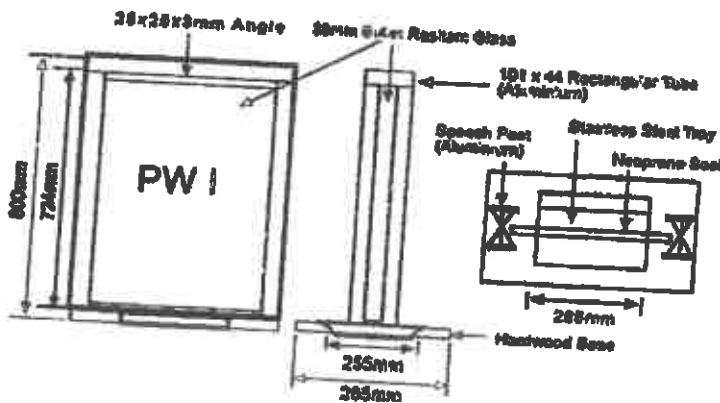
Purpose made bullet resistant pay window glazed in 28mm glass

Purpose made bullet resistant pay window glazed in 38mm glass

Purpose made bullet resistant pay window glazed in 53mm glass

All windows supplied with natural anodized aluminum frame and 32mm post formed oak counter top fitted with a 19mm deep stainless steel dish tray.

Type 1



Optional Extras

- ☑ Non-Standard Windows
- ☑ Special counter finishes
- ☑ Exterior stainless steel counter finish- standard window
- ☑ Gray tinted glass
- ☑ S10 silver tinted reflective glass (one way)

Window size

- ☑ 800mm H x 600mm W

Wall opening

- ☑ 810mm H x 810mm W



home affairs

Department:
Home Affairs
REPUBLIC OF SOUTH AFRICA

FINISHING SCHEDULE - REV 3

1 Public Area Finishes

1.1 Tiling

- 1.1.1. Floor Tiles: Atlas Concorde – Milestone (Canyon) as supplied by Italtile, approved glazed porcelain tile or similarly approved, laid in 45° Pattern with “Goldstar” tile adhesive, with Aluminum formable straight edge code ASE 100 in transition between in public areas and back offices, public areas and main entrance door.
- 1.1.2. Tile Skirting: Atlas Concorde – Milestone (Canyon) as supplied by Italtile, Approved Glazed Porcelain tile or similarly approved, laid in 45° Pattern with “Goldstar” tile adhesive, with polysulphide joint between vertical and horizontal tiles in Public Areas.
- 1.1.3. Wall Tiles: Below Dado Rail: Atlas Concorde – Milestone (Canyon) as supplied by Italtile, approved glazed porcelain tile or similarly approved, laid in 45° Pattern with “Goldstar” tile adhesive, with Aluminum formable straight edge code ASE 100 in transition between in public areas.

1.2 Dado Rails

- 1.2.1. On walls: 115x16mm Merentl Moulded Essential Moulding Dado rail Code 92 37 317 Mould N 17, Stained with Mahogany color fixed 1100mm above Finished Floor Level.

1.3 Paint

- 1.3.1. Wall Paint: Above Dado Rail: Two coats Dulux Caramel Sand 5 or any similarly approved Plascon Double Velvet colour
- 1.3.2. Ceiling Paint: Gypsum plaster board or suspended ceiling or plastered ceiling. All painted with PVA paint (colour hite) and to be done by Land Lord.
- 1.3.3. Door Paint: Two coats Dulux Caramel Sand 3 or any similarly approved Plascon Double Velvet Colour Caramel Sand 3
- 1.3.4. Door Frames: Two Coats Dulux Colour: Caramel Sand 5 or similarly approved Plascon Double Velvet
- 1.3.5. Steel Windows: Two Coats Dulux Colour: Caramel Sand 5 or similarly approved Plascon Double Velvet

1.4 Carpets

- 1.4.1. Carpets: Nexus Barber Point 920: Senegal range or similarly approved

1.5 Blinds:

- 1.5.1. Windows: Perforated Silver aluminium venetian blind, size to be confirmed on site with 25 x 0,21mm thick slats including 25 x 25mm high matching aluminium powder coated top and bottom tracks with stainless steel separator pins, cord lock and roller pins, and blinds to be face fixed to plastered brickwork.

1.6 Counters

- 1.6.1. Counters as per drawings – Appendix B
- 1.6.2. Tops: Melawood (MLB super wood Substrate) 839 Cherry Royale, with Formica Moss Granite 654 Top
- 1.6.3. Lock: US 20 Center patch lock and US 20 patch lock cover with single throw lock (code DL 810) and lock keeper plate (code DL01/1) finished in polished chrome
- 1.6.4. Hinge: 180° Hinge beveled (code DL 73B/30) and 180° clamp (code 76/3) Finished: Polished chrome
- 1.6.5. Connector: DL76/3 Glass to glass connector Finished: Polished chrome edging.
- 1.6.6. Dividers: 10mm Laminated Safety Glass to be Sand Blasted and to be polished on all edges.

1.7 Official Seating

- 1.7.1. Operator: Operator chair with clutch Mechanism- Gas Height Adjustment- Nylon base castors with Draughtsman's height with p/u non-flexi arms and Black p/u rubber, with a black foot ring, swivel and tilt mechanism upholstered in Vulcan black fabric and p/u base on castors (or similarly approved) for Service counters only.

1.8 Writing Ledge Standing

- 1.8.1. Writing Ledge as per drawing
- 1.8.2. Wood: Melawood (MLB super wood Substrate) 839
- 1.8.3. Tops: Formica Moss Granite 654 Top.

1.9 Photo Booth

- 1.8.1. Layout – Refer to drawing – Appendix C

2 Queue Rail System:

- 2.1. Natural Anodized PSG (or Similarly Approved) Post with Black ABS base with Bottle green belt (belt to be minimum 1,8m) Queue Rail system
- 2.2. Natural Anodized PSG (or Similarly Approved) End Post with Black ABS base without belt Queue Rail system

3 Signage

3.1 Signage: Refer to drawing attached – Appendix D

- 400 x 460mm New Sand Blast Vinyl Stick on Business Hours decal on shop front
- 400 x 460mm wall mount slats, V400 Aluminium sign for Business Hours decal foxed to Wall all in accordance with according to vista system – with 2 metal (aluminium) end caps for V400 extrusion Code DHA 100.
- 798 x 1300 wall mount Price List directory per Services with 2 x Perspex information leaf let all in accordance with Vista System, Code DHA 110:
- VA4 (215mm/8.42") aluminium sign holder extrusion, Clear Anodize, 800 mm.
- Clear cover (Non glare on one side) for VA4 extrusion (1mm thick), Glossy/Non glare, 800 mm.
- 2 Metal (Aluminium) end caps for VA4 extrusion, clear Anodize.
- V600 (600mm/23.62") aluminium sign holder extrusion, Clear Anodize, 1399 mm.
- Clear cover for V600 extrusion (2mm thick), Glossy/Non glare, 1399 mm.
- 2 Metal (Aluminium) end caps for V600 extrusion, clear Anodize.
- 2 V100 (100mm/3.93") aluminium sign holder extrusions, Clear Anodize, 1399 mm.
- 2 Clear covers (Non glare on one side) for V100 extrusion (1mm thick), Glossy/Non glare, 1399 mm.
- 4 Metal (Aluminium) end caps for V100 extrusion, clear Anodize.

3.2 This sign is divided into 2 sides

Side 1 contains 33 Black divided strips spaced as follows: 16 units, 52mm height. 16 units, 52mm height. 17 units, 26mm height. 17 units, 26mm height. 1 unit, 26mm height. 1 unit, 26mm height.

Side 2 contains 33 Black divided strips spaced as follows: 16 units, 52mm height. 17 units, 26mm height. 1 unit, 26mm height.

- A4 215 x 350 mm Perspex Poster frame with Translation leaflet in Local Language - DHA 120:
- VA4 (215mm/8.42") aluminium sign holder extrusion, Clear Anodize, 350 mm.
- Clear cover (Non glare on one side) for VA4 extrusion (1mm thick), Glossy/Non glare, 50 mm.
- 2 Metal (Aluminium) end caps for VA4 extrusion, clear Anodize.
- Black divided strip.
- VLetterRack-2555 - Clear PETG Rack Letter folded.
- 150 x 500mm Suspended Service Counter slats Sign all in accordance with Vista system CODE -DHA 130:

- 2 V150 (150mm/5.9") aluminium sign holder extrusions, Clear Anodize, 500 mm.
- 2 Clear covers (Non glare on one side) for V150 extrusion (1mm thick), Glossy/Non glare, 500 mm.
- 2 Stainless steel cable 1.5 mm, 3 Foot.
- 4 Metal (Aluminium) end caps for V150 extrusion, clear Anodize.
- 2 Double sided connectors for V150 (double sided tape included).
- 4 Cable clamps.

This sign to receive a vinyl print of the specific service being offered on the counter, a reference to the counter number and a pictogram of the service being offered.

100 x 400 Sign all in accordance with Vista System - Code DHA 140:

- V400 (400mm/15.74") aluminium sign holder extrusion, Clear Anodize, 100 mm.
- Clear cover for V400 extrusion (1.5mm thick), Glossy/Non glare, 100 mm.
- 2 Metal (Aluminium) end caps for V400 extrusion, clear Anodize.

400 x 2000 Free Standing V400 Tower complete with 2 x A4 Brochure Holder and 1 x A4 Display Holder all mounted on Tower and in accordance with Vista System Code DHA 150:

- 3 V400 (400mm/15.74") aluminium sign holder extrusions, Clear Anodize, 2000 mm.
- 3 Clear covers for V400 extrusion (1.5mm thick), Glossy/Non glare, 2000 mm.
- Metal (Aluminium) end cap for V400 triangle sign, Clear Anodize.
- Metal (Steel) base for triangle design V400 (~15.7"), Black Painted.

215 X 200 New Statutory Indicator Sign all in accordance with Vista system sign to include metal End Cap Code DHA 160:

- VA4 (215mm/8.42") aluminium sign holder extrusion, Clear Anodize, 200 mm.
- Clear cover (Non glare on one side) for VA4 extrusion (1mm thick), Glossy/Non glare, 200 mm.
- 2 Metal (Aluminium) end caps for VA4 extrusion, clear Anodize.

APPENDIX A – TILES

MILESTONE

SIZE RANGE
GAMMA FORMATI

POWDER STONEWARE COLOURED IN BODY - RECTIFIED MONOCALIBRE / GRES PÓWDER LAMATO COLORATO IN MASSA - RETTIFICATO MONOCALIBRO
 cotto a 1200°C colore in massa - rettificato monocoloro / مسحوق الحجر الملون في الجسم - متجانس اللون
 cotto a 1200°C colore in massa - rettificato monocoloro / 耐火磚 粉質體內着色 - 均質單色 / 耐火磚 粉質體內着色 - 均質單色

MATT



HONEY LAPPATO



TEXTURED. STRUTTURATO.


COLOUR RANGE GAMMA COLORI



MILESTONE ALASKA



MILESTONE DESERT



MILESTONE CANYON



MILESTONE CLIFF

MILESTONE

SIZE AND SURFACES RANGE GAMMA FORMATI E SUPERFICI

MILESTONE ALASKA



MATT

MILESTONE DESERT




MILESTONE CANYON






MILESTONE CLIFF



HONED



TEXTURATO



30x60 cm
11 7/8" x 23 7/8"

45x45 cm
17 3/4" x 17 3/4"

30x60 cm
11 7/8" x 23 7/8"

60x60 cm
23 7/8" x 23 7/8"

45x45 cm


60x60 cm
23 7/8" x 23 7/8"

30x60 cm
11 7/8" x 23 7/8"

MILESTONE

COLOUR-SHADING STOMALIZZAZIONE


ALASKA



45x45 cm / 17 3/4" x 17 3/4"

V3


DESERT



45x45 cm / 17 3/4" x 17 3/4"

V3


CANYON



45x45 cm / 17 3/4" x 17 3/4"


V3

CLIFF



45x45 cm / 17 3/4" x 17 3/4"

V3



NOTES NOTE

Il colore mostrato è solo un riferimento. Il colore reale può variare a seconda delle condizioni di illuminazione e della distanza di osservazione. Il colore reale può variare a seconda delle condizioni di illuminazione e della distanza di osservazione. Il colore reale può variare a seconda delle condizioni di illuminazione e della distanza di osservazione.

Il colore mostrato è solo un riferimento. Il colore reale può variare a seconda delle condizioni di illuminazione e della distanza di osservazione. Il colore reale può variare a seconda delle condizioni di illuminazione e della distanza di osservazione. Il colore reale può variare a seconda delle condizioni di illuminazione e della distanza di osservazione.

Il colore mostrato è solo un riferimento. Il colore reale può variare a seconda delle condizioni di illuminazione e della distanza di osservazione. Il colore reale può variare a seconda delle condizioni di illuminazione e della distanza di osservazione. Il colore reale può variare a seconda delle condizioni di illuminazione e della distanza di osservazione.

allas concorde
MADE IN ITALY

TECHNICAL FEATURES - compliant with standards EN 14401 (ISO 13000) annex G group B/A
 Caratteristiche tecniche - conforma alle norme EN 14401 (ISO 13000) Allegato G gruppo B/A
 Caratteristiche técnicas - conforme a las normas EN 14401 (ISO 13000) Anexo G grupo B/A
 Características técnicas - conforma com as normas EN 14401 (ISO 13000) Anexo G grupo B/A

Feature / Caratteristica	Description / Descrizione	Value / Valore	Unit / Unità
Weight / Peso	Netto (without cable) / Netto (senza cavo) / Net weight (without cable) / Peso netto (senza cavo) / Net weight (without cable)	4.180	kg
Dimensions / Dimensioni	Maximum depth / Massima profondità / Maximum depth / Profundità massima / Maximum depth / Profundità massima	4.000	mm
Installation / Installazione	Installation height / Altezza di installazione / Installation height / Altura de instalación / Installation height / Altura de instalación	4.000	mm
Performance / Prestazioni	Minimum depth / Profondità minima / Minimum depth / Profundità minima / Minimum depth / Profundità minima	4.000	mm
Material / Materiale	Material / Materiale / Material / Materiale / Material / Materiale	4.000	mm
Color / Colore	Color / Colore / Color / Colore / Color / Colore	4.000	mm
Power / Potenza	Power / Potenza / Power / Potenza / Power / Potenza	4.000	mm
Warranty / Garanzia	Warranty / Garanzia / Warranty / Garanzia / Warranty / Garanzia	4.000	mm
Accessories / Accessori	Accessories / Accessori / Accessories / Accesorios / Accessories / Accesorios	4.000	mm
Finish / Finitura	Finish / Finitura / Finish / Finitura / Finish / Finitura	4.000	mm
Installation time / Tempo di installazione	Installation time / Tempo di installazione / Installation time / Tiempo de instalación / Installation time / Tiempo de instalación	4.000	mm
Storage / Conservazione	Storage / Conservazione / Storage / Conservazione / Storage / Conservazione	4.000	mm

Technical features - compliant with standards EN 14401 (ISO 13000) annex G group B/A
 Caratteristiche tecniche - conforma alle norme EN 14401 (ISO 13000) Allegato G gruppo B/A
 Características técnicas - conforma com as normas EN 14401 (ISO 13000) Anexo G grupo B/A

TECHNICAL FEATURES - compliant with standards EN 14401 (ISO 13000) annex G group B/A
 Caratteristiche tecniche - conforma alle norme EN 14401 (ISO 13000) Allegato G gruppo B/A
 Características técnicas - conforma com as normas EN 14401 (ISO 13000) Anexo G grupo B/A

Feature / Caratteristica	Description / Descrizione	Value / Valore	Unit / Unità
Weight / Peso	Netto (without cable) / Netto (senza cavo) / Net weight (without cable) / Peso netto (senza cavo) / Net weight (without cable)	4.180	kg
Dimensions / Dimensioni	Maximum depth / Massima profondità / Maximum depth / Profundità massima / Maximum depth / Profundità massima	4.000	mm
Installation / Installazione	Installation height / Altezza di installazione / Installation height / Altura de instalación / Installation height / Altura de instalación	4.000	mm
Performance / Prestazioni	Minimum depth / Profondità minima / Minimum depth / Profundità minima / Minimum depth / Profundità minima	4.000	mm
Material / Materiale	Material / Materiale / Material / Materiale / Material / Materiale	4.000	mm
Color / Colore	Color / Colore / Color / Colore / Color / Colore	4.000	mm
Power / Potenza	Power / Potenza / Power / Potenza / Power / Potenza	4.000	mm
Warranty / Garanzia	Warranty / Garanzia / Warranty / Garanzia / Warranty / Garanzia	4.000	mm
Accessories / Accessori	Accessories / Accessori / Accessories / Accesorios / Accessories / Accesorios	4.000	mm
Finish / Finitura	Finish / Finitura / Finish / Finitura / Finish / Finitura	4.000	mm
Installation time / Tempo di installazione	Installation time / Tempo di installazione / Installation time / Tiempo de instalación / Installation time / Tiempo de instalación	4.000	mm
Storage / Conservazione	Storage / Conservazione / Storage / Conservazione / Storage / Conservazione	4.000	mm

Technical features - compliant with standards EN 14401 (ISO 13000) annex G group B/A
 Caratteristiche tecniche - conforma alle norme EN 14401 (ISO 13000) Allegato G gruppo B/A
 Características técnicas - conforma com as normas EN 14401 (ISO 13000) Anexo G grupo B/A

The Match in Italy... (Italian text describing match features and quality)

The Match in Italy... (Continuation of Italian text)

The Match in Italy... (English text describing match features and quality)

The Match in Italy... (Continuation of English text)

MADE IN ITALY

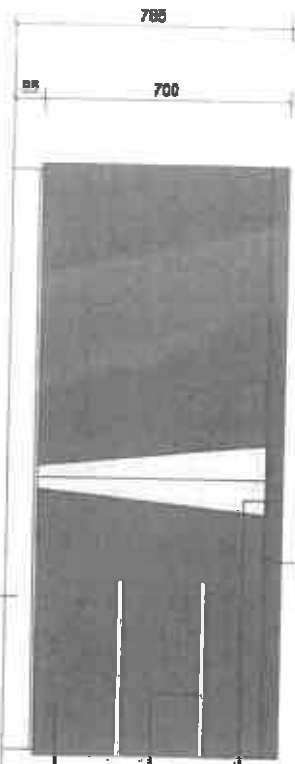
MADE IN ITALY

MADE IN ITALY

MADE IN ITALY

MADE IN ITALY

APPENDIX B – COUNTER DRAWINGS



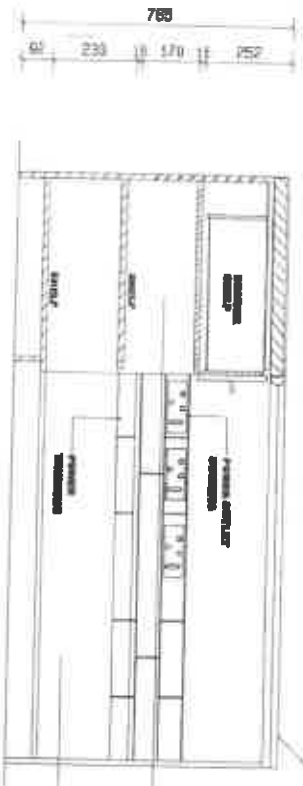
ELEVATION B-B
SCALE 1/8" = 1'-0"

COUNTER TOP WITH FORNICA
MOSS GRANITE

FORNICA MOSS GRANITE TOP

10 X 3mm NATURAL ANODIZED ALUM. STRIP
GLUED IN, 3mm EDGE EXPOSED AND
PROJECTING 4mm(CORNERS TO BE ROUNDED).
MFB HELLAWOOD WITH SUPAWOOD SUBSTRATE,
CHERRY ROYALE FINISH

78 X 1.5mm NATURAL ANODIZED
ALUMINIUM SKIRTING



SECTIONAL ELEVATION A-A
SCALE 1/8" = 1'-0"

COUNTER TOP WITH FORNICA
MOSS GRANITE

CREDENZA UNIT


MFB HELLAWOOD WITH SUPAWOOD SUBSTRATE,
CHERRY ROYALE FINISH

GENERAL NOTES & SPECIFICATIONS
 1. ALL DIMENSIONS UNLESS OTHERWISE NOTED ARE TO FACE.
 2. ALL SURFACES SHALL BE PROTECTED FROM DAMAGE DURING CONSTRUCTION.
 3. ALL MATERIALS SHALL BE APPROVED BY THE ARCHITECT.
 4. ALL WORK SHALL BE DONE IN ACCORDANCE WITH THE LATEST EDITIONS OF THE NATIONAL BUILDING CODES AND ALL APPLICABLE REGULATIONS.
 5. THE CONTRACTOR SHALL BE RESPONSIBLE FOR OBTAINING ALL NECESSARY PERMITS AND APPROVALS.

NO.	DESCRIPTION	QUANTITY
1	FORNICA MOSS GRANITE	1.00
2	HELLAWOOD WITH SUPAWOOD SUBSTRATE	1.00
3	ALUMINIUM SKIRTING	1.00
4	CREDENZA UNIT	1.00
5	ALUMINIUM STRIP	1.00
6	HELLAWOOD WITH SUPAWOOD SUBSTRATE	1.00
7	HELLAWOOD WITH SUPAWOOD SUBSTRATE	1.00
8	HELLAWOOD WITH SUPAWOOD SUBSTRATE	1.00
9	HELLAWOOD WITH SUPAWOOD SUBSTRATE	1.00
10	HELLAWOOD WITH SUPAWOOD SUBSTRATE	1.00



THE CABINET COMPANY
 1000 WEST 10TH AVENUE
 DENVER, CO 80202
 TEL: 303.733.1111
 FAX: 303.733.1112



COUNTER TOP WITH FORNICA
MOSS GRANITE

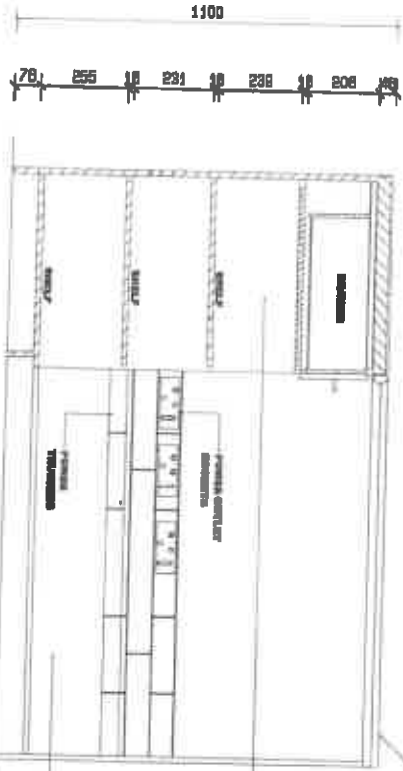
FORNICA MOSS GRANITE TOP

MILD STEEL HANDRAG LEDGE ANGLE SUPPORT
POWDER COATED PLASCON BNO 1081 BRIGHT
ALUMINIUM.

10 X 3mm NATURAL ANODISED ALUM. STRIP
GLUED IN, 3mm EDGE EXPOSED AND
PROJECTING 4mm(CORNERS TO BE ROUNDED).
MFB BELLAWOOD WITH SUPAWOOD SUBSTRATE,
CHERRY ROYALE FINISH

70 X 1.5mm NATURAL ANODISED
ALUMINIUM SKIRTING

ELEVATION B-B
SCALE 1/4"




COUNTER TOP WITH
FORNICA
MOSS GRANITE

CREENZA UNIT FIXED
TO DESK WITH 45 X
45 X 45mm ANGLE
BRACKET
(200mm LONG)

MFB BELLAWOOD WITH SUPAWOOD SUBSTRATE,
CHERRY ROYALE FINISH

SECTIONAL ELEVATION A-A
SCALE 1/4"



HAND BAG
LEDGE

45 X 45 X 4 ANGLE
BRACKET
(200 mm LONG)

MILD STEEL ANGLE
SUPPORT POWDER
COATED PLASCON
BNO 1081 BRIGHT
ALUMINIUM.

GENERAL NOTES & SPECIFICATIONS
ALL DIMENSIONS ARE IN MILLIMETERS
UNLESS OTHERWISE SPECIFIED
ALL MATERIALS ARE TO BE SUPPLIED
BY THE CONTRACTOR
THE CONTRACTOR SHALL BE RESPONSIBLE FOR
OBTAINING ALL NECESSARY PERMITS
AND APPROVALS FROM THE LOCAL
AUTHORITIES

NO.	DESCRIPTION
1	Hand Bag Ledge
2	45 x 45 x 4 mm Angle Bracket
3	Mild Steel Angle Support
4	10 x 3 mm Natural Anodised Alum. Strip
5	70 x 1.5 mm Natural Anodised Aluminium Skirting
6	Hand Bag

1700 or 1800 (DEPENDENT ON AVAILABLE SPACE AT HAND)

40 X 45 X 4 mm ANTI-SLIP GRANULES (OPTIONAL LANDING)
PLACE THE GRANULES UNDER THE STAIRS

40 X 45 X 4 mm ANTI-SLIP GRANULES (OPTIONAL LANDING)
PLACE THE GRANULES UNDER THE STAIRS

40 X 45 X 4 mm ANTI-SLIP GRANULES (OPTIONAL LANDING)
PLACE THE GRANULES UNDER THE STAIRS

30 mm RIBBED ALUMINIUM STAIR nosING TYPE

30 mm RIBBED ALUMINIUM STAIR nosING TYPE

800

1000

1800

800

TYPICAL FLOOR PLAN
SCALE 1:50

40 X 45 X 4 mm ANTI-SLIP GRANULES (OPTIONAL LANDING)
PLACE THE GRANULES UNDER THE STAIRS

40 X 45 X 4 mm ANTI-SLIP GRANULES (OPTIONAL LANDING)
PLACE THE GRANULES UNDER THE STAIRS

30 mm RIBBED ALUMINIUM STAIR nosING TYPE

30 mm RIBBED ALUMINIUM STAIR nosING TYPE

1000

1000

1800

800

76

768

76

807

1055

278

78

300

807

807

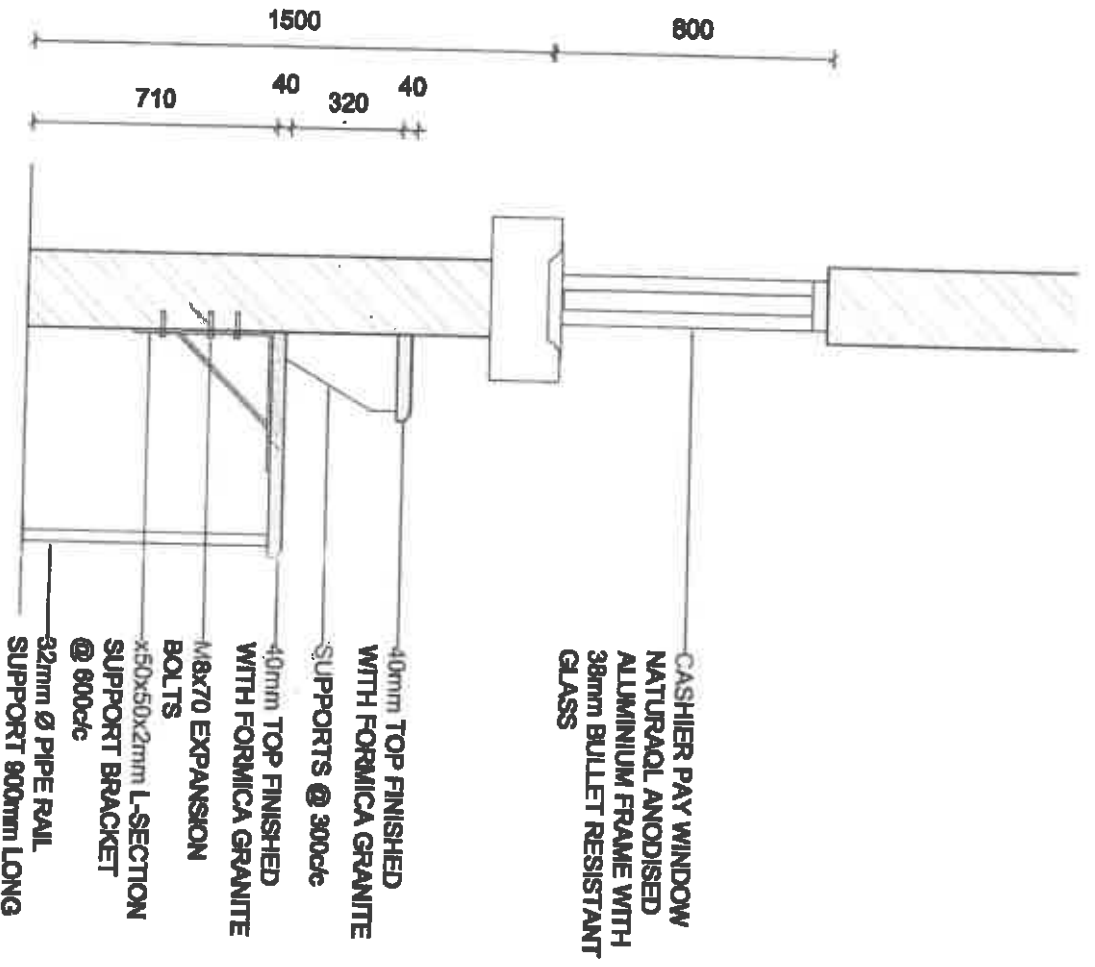
SECTIONAL ELEVATION C-C
SCALE 1:50

GENERAL NOTES & SPECIFICATIONS
1. ALL DIMENSIONS ARE IN MILLIMETERS UNLESS OTHERWISE SPECIFIED.
2. THE CONTRACTOR SHALL BE RESPONSIBLE FOR OBTAINING ALL NECESSARY PERMITS AND APPROVALS FROM THE LOCAL AUTHORITY.
3. THE CONTRACTOR SHALL BE RESPONSIBLE FOR OBTAINING ALL NECESSARY PERMITS AND APPROVALS FROM THE LOCAL AUTHORITY.
4. THE CONTRACTOR SHALL BE RESPONSIBLE FOR OBTAINING ALL NECESSARY PERMITS AND APPROVALS FROM THE LOCAL AUTHORITY.

NO.	DESCRIPTION	UNIT	QUANTITY
1	STAIR CASE	SQ. M	1.00
2	STAIR nosING	M	10.00
3	GRANULES	KG	100.00
4	RAILING	M	10.00
5	POST	M	10.00
6	BRACKET	M	10.00
7	HANDRAIL	M	10.00
8	NEWEL POST	M	10.00
9	SKIRT	M	10.00
10	BASE	M	10.00
11	ROSETTE	M	10.00
12	FRONT PLATE	M	10.00
13	REAR PLATE	M	10.00
14	TOP PLATE	M	10.00
15	BOTTOM PLATE	M	10.00
16	SPACER	M	10.00
17	SCREW	M	10.00
18	NUT	M	10.00
19	WASHER	M	10.00
20	CONCRETE	CUM	10.00
21	BRICK	SQ. M	10.00
22	PLASTER	SQ. M	10.00
23	PAINT	L	10.00
24	GLASS	SQ. M	10.00
25	ALUMINIUM	M	10.00
26	STEEL	M	10.00
27	WOOD	M	10.00
28	GLASS	M	10.00
29	ALUMINIUM	M	10.00
30	STEEL	M	10.00
31	WOOD	M	10.00
32	GLASS	M	10.00
33	ALUMINIUM	M	10.00
34	STEEL	M	10.00
35	WOOD	M	10.00
36	GLASS	M	10.00
37	ALUMINIUM	M	10.00
38	STEEL	M	10.00
39	WOOD	M	10.00
40	GLASS	M	10.00
41	ALUMINIUM	M	10.00
42	STEEL	M	10.00
43	WOOD	M	10.00
44	GLASS	M	10.00
45	ALUMINIUM	M	10.00
46	STEEL	M	10.00
47	WOOD	M	10.00
48	GLASS	M	10.00
49	ALUMINIUM	M	10.00
50	STEEL	M	10.00



ALPHA SURF
100, 101, 102, 103, 104, 105, 106, 107, 108, 109, 110, 111, 112, 113, 114, 115, 116, 117, 118, 119, 120, 121, 122, 123, 124, 125, 126, 127, 128, 129, 130, 131, 132, 133, 134, 135, 136, 137, 138, 139, 140, 141, 142, 143, 144, 145, 146, 147, 148, 149, 150, 151, 152, 153, 154, 155, 156, 157, 158, 159, 160, 161, 162, 163, 164, 165, 166, 167, 168, 169, 170, 171, 172, 173, 174, 175, 176, 177, 178, 179, 180, 181, 182, 183, 184, 185, 186, 187, 188, 189, 190, 191, 192, 193, 194, 195, 196, 197, 198, 199, 200



DETAIL: CASHIER COUNTER
SCALE 1:20

DEPARTMENT OF HOME AFFAIRS

HEAD OFFICE
 Corner Madge & Paterson Street
 Wembley
 Western Australia
 6007

Postal Address:
 Dept. of Home Affairs
 Postbox 5507
 Perth WA 6007

Tel: (012) 210 8223

consultant



PRETORIA
 Telephone (012) 245 5503

DEPARTMENT HOME AFFAIRS

Drawing Title

DETAIL: CASHIER COUNTER

ref no	design no
scale 1:20	drawn MK
date 20/02/2010	checked
type number	
drawing number	REV NO 2

APPENDIX C – PHOTO BOOTH DRAWING

FOR CONSTRUCTION

NO PLATE	REMOVED	SIGN
----------	---------	------

Copyright vests in the Department of Home Affairs

DEPARTMENT OF HOME AFFAIRS

 Home Affairs
 Postal Address: Dept of Home Affairs, P.O. Box 104, Pretoria 0001

consultant





 PRO SERVICES
 Telephone (011) 462 1000

DEPARTMENT HOME AFFAIRS

Drawing Title
BOOTH DETAIL

DESIGN	DESIGNED BY	DATE
SCALE	DRAWN BY	BY
REVISIONS	NO.	DATE
TITLE NUMBER		
DRAWING NUMBER		REVISION

LEGEND

	16 mm CLEAR PLUS PAINT - BLENDED RED PLUS
	16 mm PLUS PAINT
	IT PAINT
	EXISTING OPENINGS, COMPLETE WITH

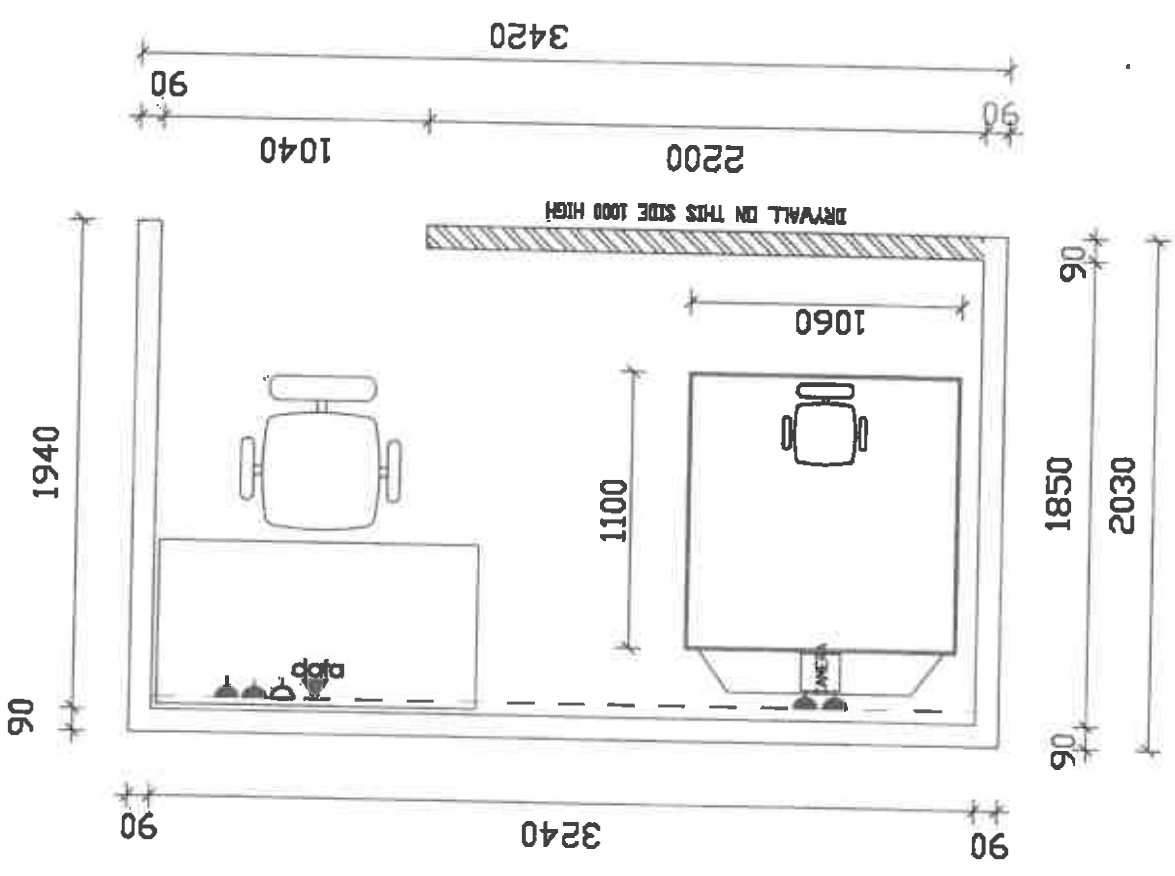


PHOTO BOOTH DETAIL
 SCALE 1:50

APPENDIX D - SIGNAGE

1500 x 800mm SUSPENDED SERVICE COUNTER BLANK SIGN ALL 70 ACCORDANCE WITH VISITA SYSTEM CODE DSA 150

PICTOGRAM

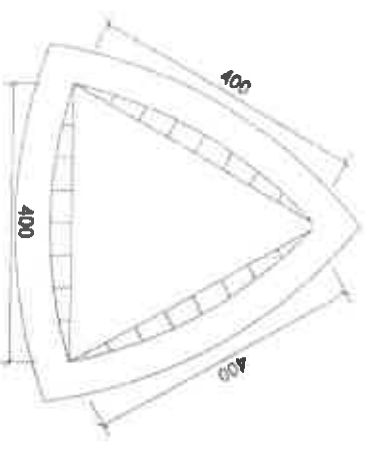


SUSPENDED COUNTER SIGN

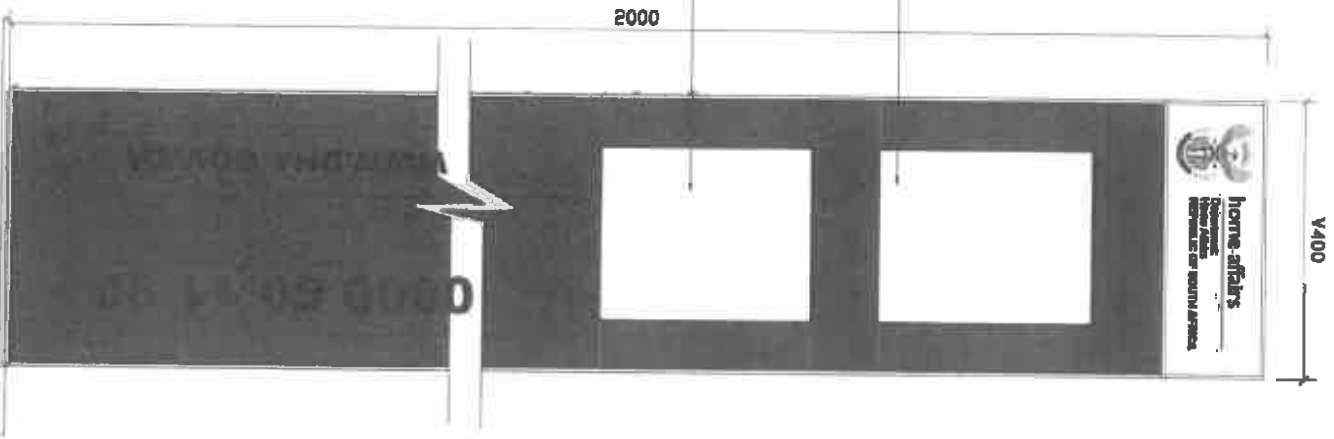
44 DISPLAY POCKETS

44 DISPLAY POCKETS

410 x 800mm FREE STANDING VAN TONER COMPLETE WITH 2 x A4 BROCHURE HOLDERS AND 1 x A4 DISPLAY HOLDER ALL MOUNTED TO TONER AND IN ACCORDANCE WITH VISITA SYSTEM CODE DSA 150




INFORMATION PILLAR (V400)



700 x 850mm WALL MOUNT PRICE LIST DIRECTION FOR SERVICES WITH 2 x 44 DISPLAY POCKETS ALL 70 ACCORDANCE WITH VISITA SYSTEM CODE DSA 150

PRICE LIST BOARD



GENERAL NOTES & SPECIFICATIONS
 ALL DIMENSIONS GIVEN ARE IN MILLIMETERS UNLESS OTHERWISE SPECIFIED.
 ALL DIMENSIONS GIVEN ARE IN ACCORDANCE WITH VISITA SYSTEM CODE DSA 150.

ITEM	DESCRIPTION
1	1500 x 800mm SUSPENDED SERVICE COUNTER BLANK SIGN ALL 70 ACCORDANCE WITH VISITA SYSTEM CODE DSA 150
2	410 x 800mm FREE STANDING VAN TONER COMPLETE WITH 2 x A4 BROCHURE HOLDERS AND 1 x A4 DISPLAY HOLDER ALL MOUNTED TO TONER AND IN ACCORDANCE WITH VISITA SYSTEM CODE DSA 150
3	700 x 850mm WALL MOUNT PRICE LIST DIRECTION FOR SERVICES WITH 2 x 44 DISPLAY POCKETS ALL 70 ACCORDANCE WITH VISITA SYSTEM CODE DSA 150



DATE	2008 02/14 09:11
FILE NAME	2008 02/14 09:11