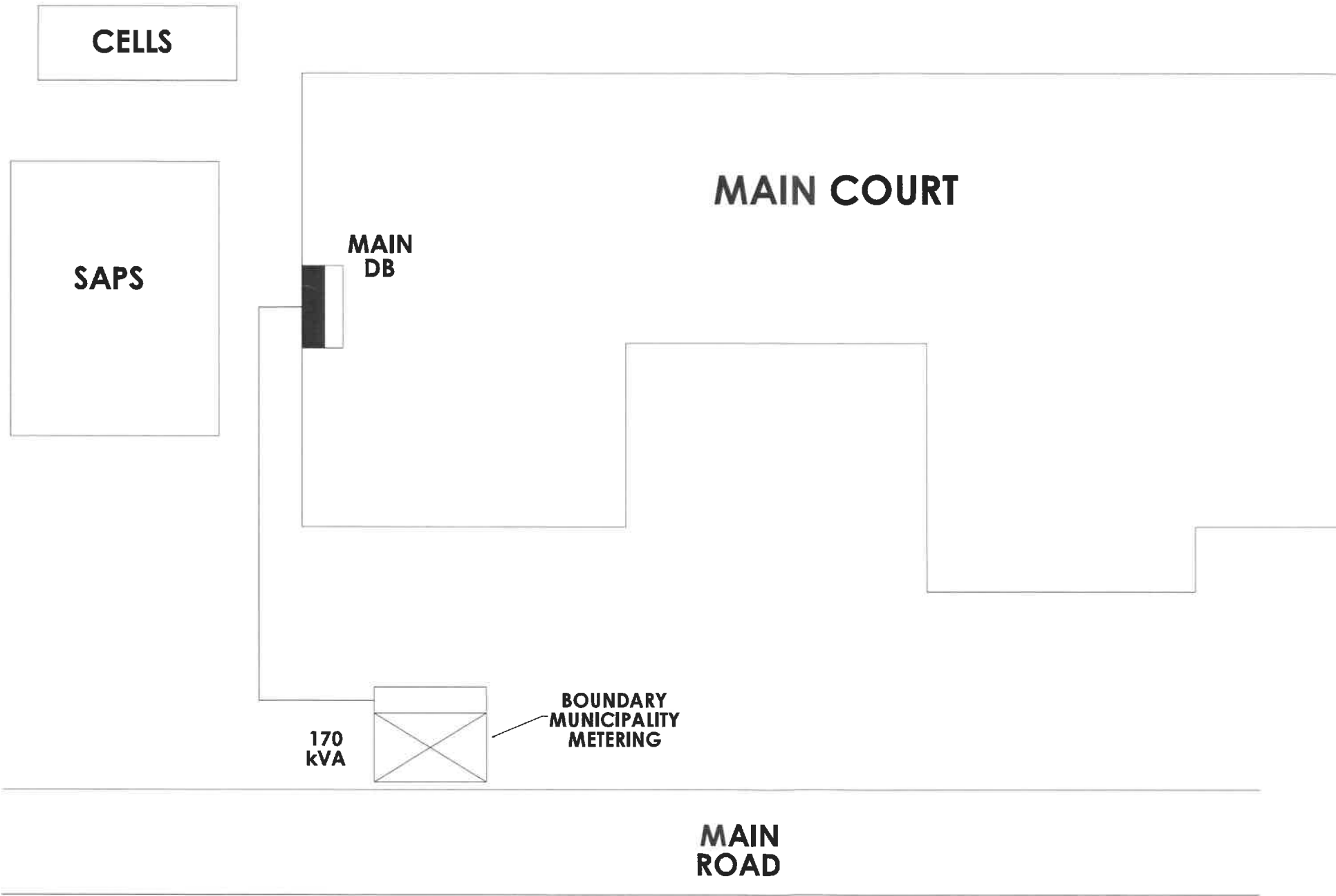


SITE LAYOUT




NOTES:
 THE USE OF TRADE NAMES ON THIS DRAWING IS PROHIBITED AND ALL TRADE NAME EQUIPMENT FOR THIS PROJECT REQUIRES APPROVAL FROM THE RESPONSIBLE ENGINEER.
 1. BEFORE EXECUTION WORK BEGINS, THE CONTRACTOR MUST VISIT SITE FOR FINAL DESIGN REQUIREMENTS.
 2. ALL BUILDING ALTERATIONS BY IRAN CONTRACTOR, SHALL DIMENSION AS SHOWN.
 3. ALL WORK TO BE DONE BY ACCORDANCE TO SA/1/19142 AS ORDERED BY THE RESPONSIBLE ENGINEER.

REV.	DESCRIPTION	DATE	BY
1	ISSUED FOR INFORMATION	01-05-2017	E. H. HURAJ

All Rights Reserved By Department of Public Works & Infrastructure

Full Name: _____
 Professional Registration No.: _____

CONSULTANT

 Private Reg. No. 14317 Durban 4100 South Africa
 Tel: +27 (0)31 314 70 4 Fax: +27 (0)31 272 4729

CLIENT

 DEPARTMENT OF JUSTICE
 VRYHEID

Discipline:
 Architectural

CIVIL & STRUCTURAL ENGINEERING	
ELECTRICAL ENGINEERING	X
MECHANICAL ENGINEERING	

PROJECT TITLE
 UPGRADE OF SUPPLY AND THE
 INSTALLATION OF AIRCONS

DRAWING TITLE
 SITE LAYOUT

DRAWING ISSUED FOR:

Information	
Preliminary Design	
Detailed Design	X
Tender	
Construction	
As Built	

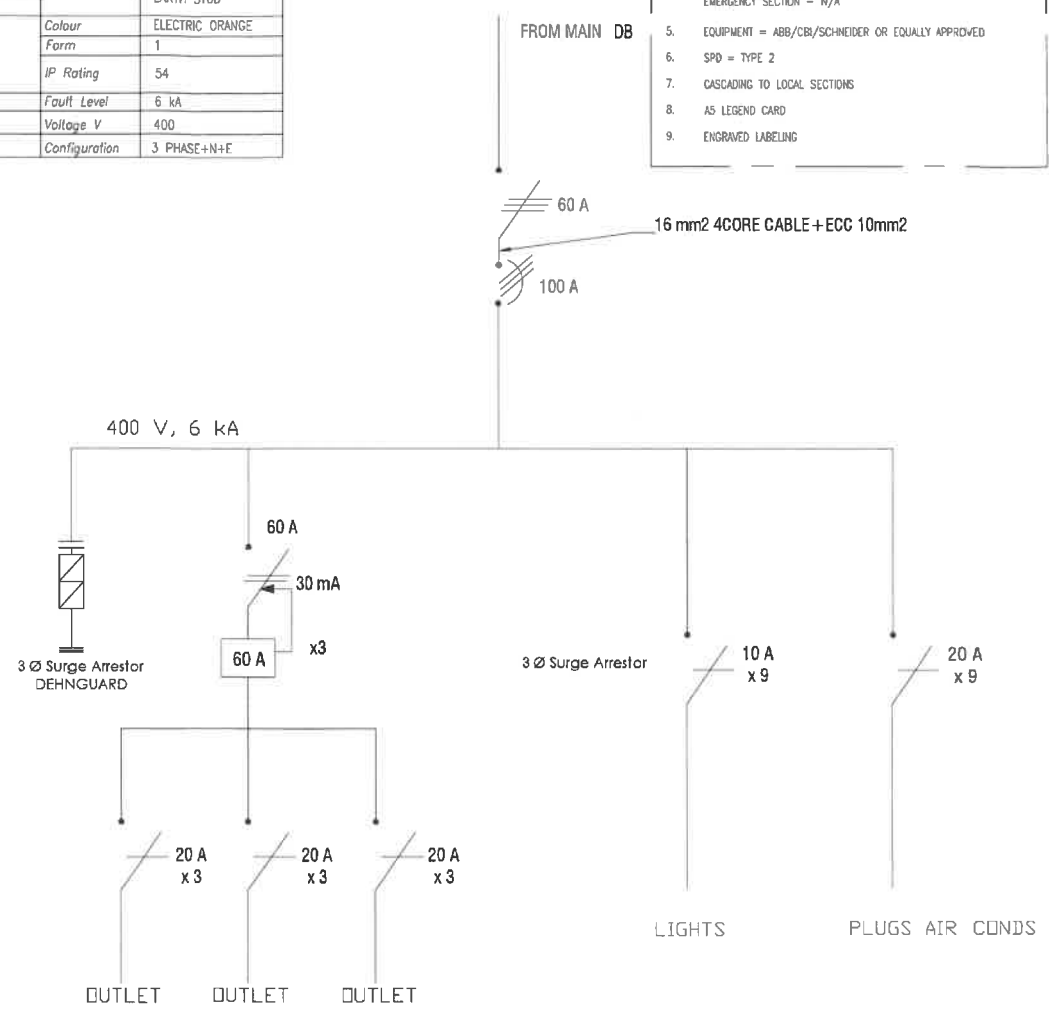
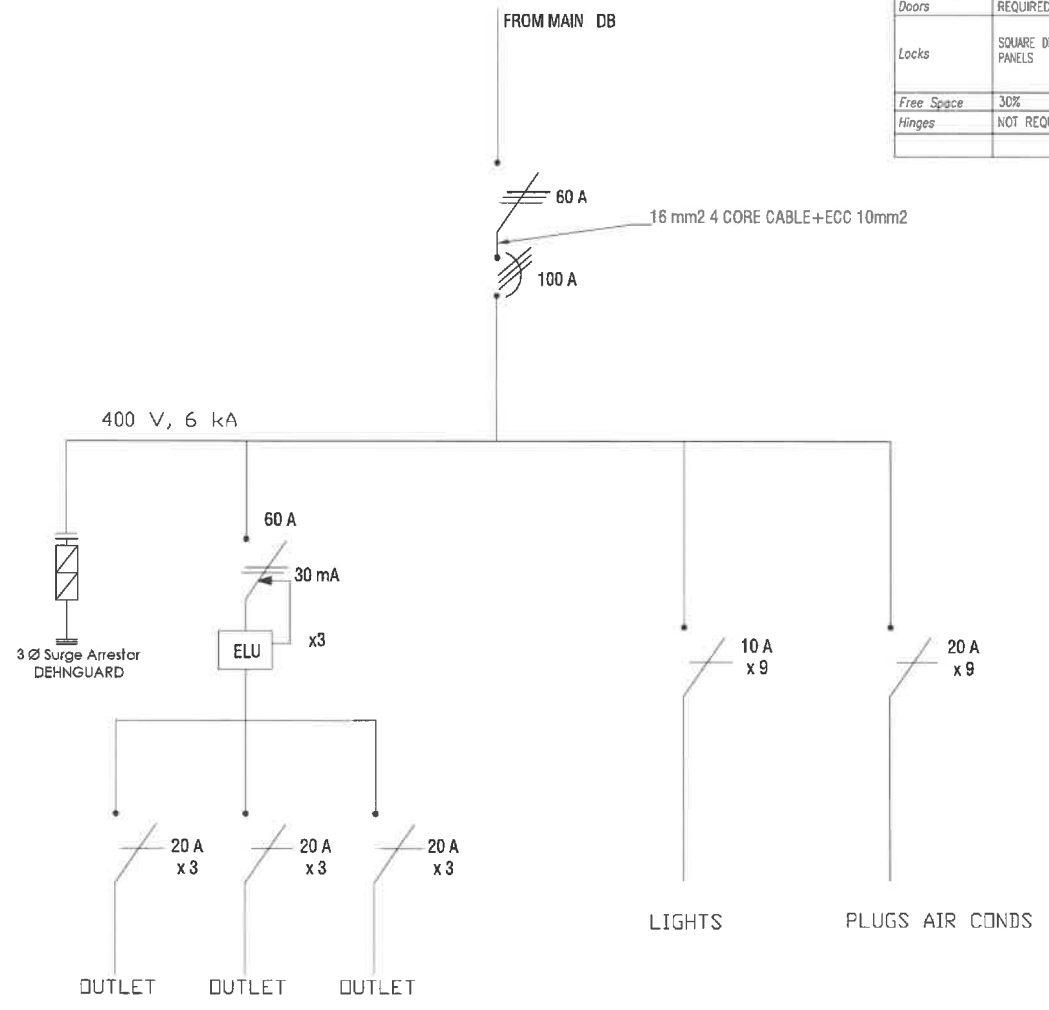
CAPITAL	MAINTENANCE	X
WCS No. 00000	Designed R. H. HURAJ	
Scale 1:100	Drawn E. H. HURAJ	
Date 01-05-2017	Checked S. J. HURAJ	
Drawing No. 01	Rev No. 01	Size A1

Material	3CR12 STEEL (1.6mm)	Epoxy Powder	INTERIOR
Mounting	FLOOR STANDING	Surge Arresters	EXTERIOR
Placing	INDOOR	Earthings	DEHN
Cable Entry	TOP	Colour	EARTH BAR
Doors	REQUIRED	Form	EARTH STUD
Locks	SQUARE DRIVE PANELS	IP Rating	ELECTRIC ORANGE
Free Space	30%	Fault Level	1
Hinges	NOT REQUIRED	Voltage V	54
		Configuration	6 kA
			400
			3 PHASE+N+E

- NOTES FOR DB A1 & A2
- EXISTING: REFURBISH AS PER SINGLE LINE
 - ALLOW 30% SPARE FOR FUTURE EXPANSION
 - TOP ENTRY, TOP EXIT CABLE ACCESS
 - COLOR: FRAME - BLACK
NORMAL SECTION - WHITE
EMERGENCY SECTION - N/A
 - EQUIPMENT = ABB/CB/SCHNEIDER OR EQUALLY APPROVED
 - SPD = TYPE 2
 - CASCADING TO LOCAL SECTIONS
 - AS LEGEND CARD
 - ENGRINED LABELING

DB - A1

DB - A2



NOTES:
 THE USE OF TRADE NAMES ON THIS DRAWING IS PROHIBITED AND ALL TRADE NAME EQUIPMENT FOR THIS PROJECT REQUIRES APPROVAL FROM THE RESPONSIBLE ENGINEER.
 1. BEFORE ERECTION WORK BEGINS, THE CONTRACTOR MUST NOTIFY THE ARCHITECT OF ANY DISCREPANCIES.
 2. ALL BUILDING ALTERATIONS BY ANY CONTRACTOR SHALL BE APPROVED BY THE ARCHITECT.
 3. ALL WORK TO BE DONE IN ACCORDANCE TO SANS 10102 AS DICTATED BY THE RESPONSIBLE ENGINEER.

REV.	DESCRIPTION	DATE	BY
1	ISSUED FOR INFORMATION	21/05/2011	RL - GIBSON

All Rights Reserved By Department of Public Works & Infrastructure
 Full Name: _____
 Professional Registration No.: _____
 CONSULTANT

 Private Reg. - 54317 Durban 4000 South Africa
 Tel - +27 (0)31 214 77 8 Fax - +27 (0)31 272 4716
 CLIENT
 DEPARTMENT OF JUSTICE
 VRYHEID

Discipline:
 ARCHITECTURAL
 CIVIL & STRUCTURAL ENGINEERING
 ELECTRICAL ENGINEERING
 MECHANICAL ENGINEERING
 PROJECT TITLE
 UPGRADE OF SUPPLY AND THE INSTALLATION OF AIRCONDS
 DRAWING TITLE
 SCHEMATIC LAYOUT DB A1 & A2

Information	Capital	Maintenance
Preliminary Design		
Detailed Design	<input checked="" type="checkbox"/>	
Tender		
Construction		
As Bldg		

WCS No.	Designed	Drawn	Checked
000000	R.M. - R.A.	A.A. - A.A.	A.A. - A.A.
Date: 15/05/11			
Drawing No. 11111	Rev. No. 01	Size: A1	

NOTES:
 1. THE USE OF TRADE NAMES ON THIS DRAWING IS PROHIBITED AND ALL TRADE NAMES EQUIPMENT FOR THIS PROJECT REQUIRES APPROVAL FROM THE RESPONSIBLE ENGINEER.
 2. BEFORE ERECTION WORK BEGINS, THE CONTRACTOR MUST VERIFY SITE FOR FINAL DESIGN MEASUREMENTS.
 3. ALL BUILDING ALTERATIONS BY ANY CONTRACTOR.
 4. ALL WORK TO BE DONE IN ACCORDANCE TO SA'S 1942 AS DRAINED BY THE RESPONSIBLE ENGINEER.

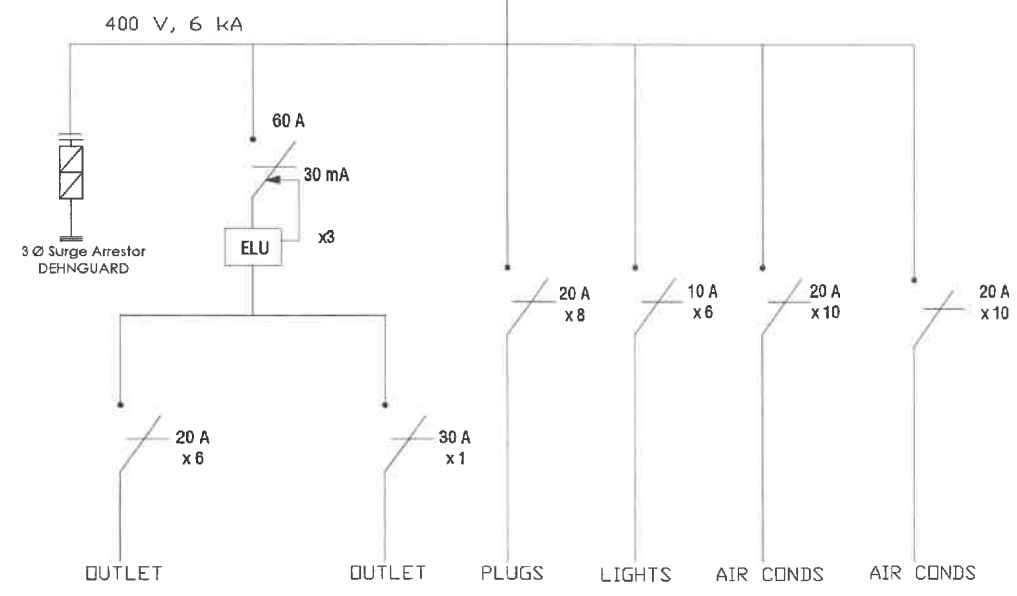
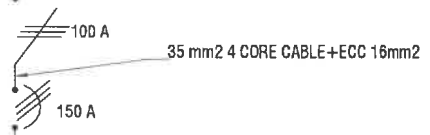
REV.	DESCRIPTION	DATE	BY
1	ISSUED FOR INFORMATION	21-05-2021	RF - WAKAJ

Material	3CR12 STEEL (1.0mm)	Epoxy Powder	INTERIOR
Mounting	FLOOR STANDING		EXTERIOR
MOUNTING		Surge Arresters	DEHN
Placing	INDOOR		EARTH BAR
Cable Entry	TOP	Earthing	EARTH STUD
Doors	REQUIRED	Colour	ELECTRIC ORANGE
Locks	SQUARE DRIVE PANELS	Form	1
		IP Rating	54
Free Space	30%	Fault Level	6 kA
Hinges	NOT REQUIRED	Voltage V	400
		Configuration	3 PHASE+N+E

- NOTES FOR DB A1 & A2
- EXISTING: REFURBISH AS PER SINGLE LINE
 - ALLOW 30% SPARE FOR FUTURE EXPANSION
 - TOP ENTRY, TOP EXIT CABLE ACCESS
 - COLOR: FRAME - BLACK
NORMAL SECTION - WHITE
EMERGENCY SECTION - N/A
 - EQUIPMENT = ABB/CEI/SCHNIDDER OR EQUALLY APPROVED
 - SPD = TYPE 2
 - CASCADING TO LOCAL SECTIONS
 - AS LEGEND CARD
 - ENGRAVED LABELING

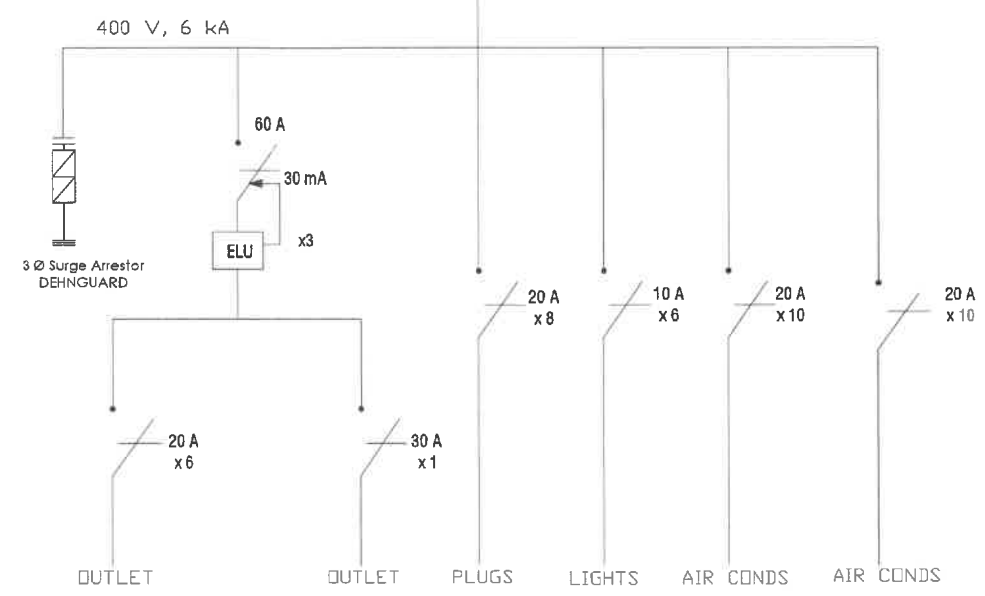
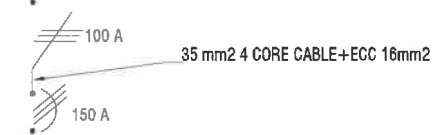
DB - B

FROM MAIN DB



DB - C

FROM MAIN DB



All Rights Reserved By Department of Public Works & Infrastructure

Full Name: _____
 Professional Registration No.: _____

CONSULTANT

 Private Reg. No. 54319 Durban 4000 South Africa
 Tel: +27 (0)31 214 22 41 Fax: +27 (0)31 212 4122

CLIENT
 DEPARTMENT OF JUSTICE
 VRYHEID

Discipline:	
Electrical Engineering	X
Mechanical Engineering	

PROJECT TITLE
 UPGRADE OF SUPPLY AND THE INSTALLATION OF AIRCONS

DRAWING TITLE
 SCHEMATIC LAYOUT DB B & C

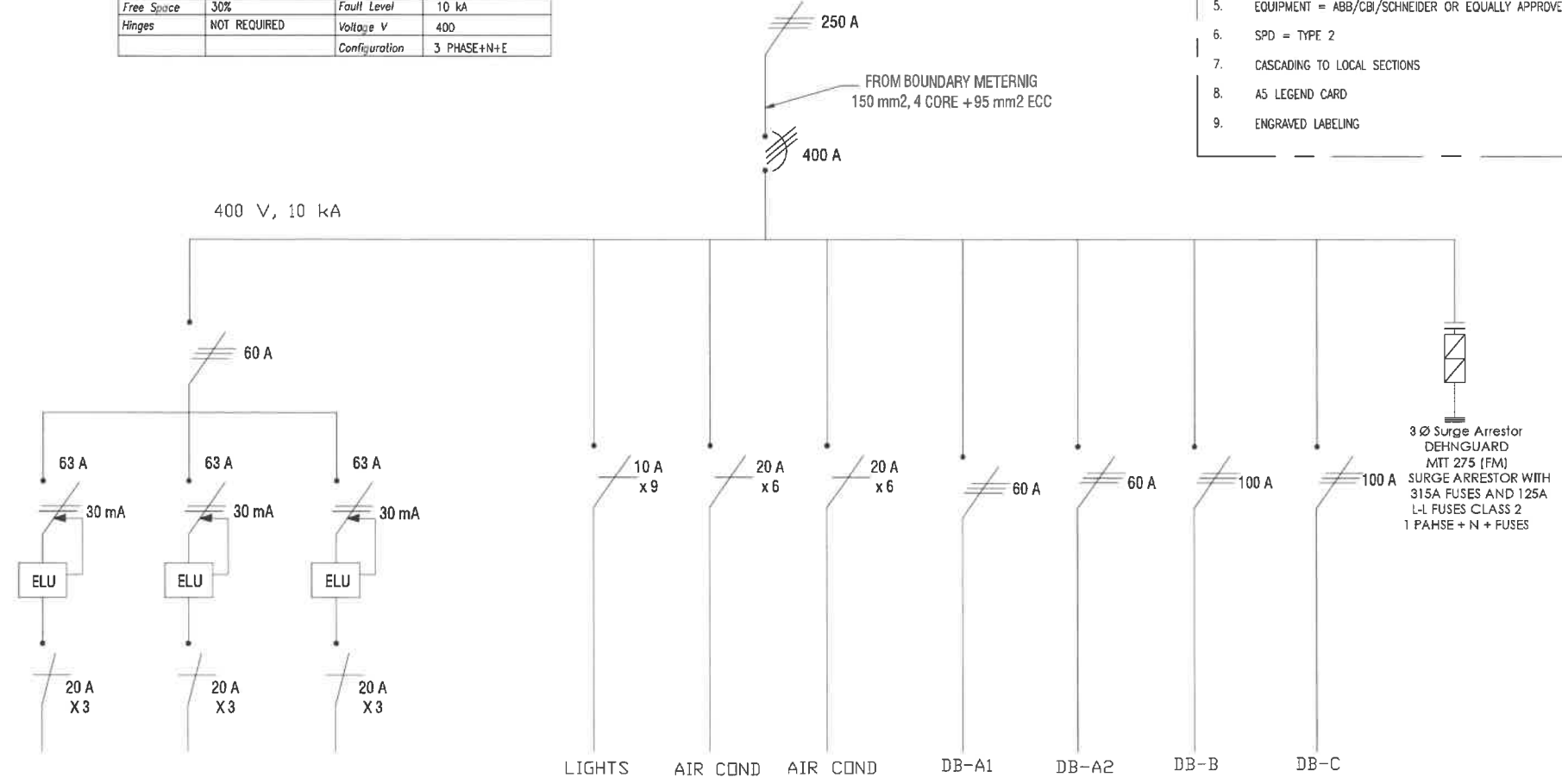
Information:	
Preliminary Design:	
Detailed Design:	X
Tender:	
Construction:	
As Built:	

CAPITAL	MAINTENANCE	X
WCS No. 000000000	Designed P.A. H.P.A.	
Scale 1:10	Drawn S. V. H.P.A.	
Date 10/05/21	Checked J. J. H.P.A.	
Drawing No. 11-11-0000	Rev No. 01	Size: A1

Material	3CR12 STEEL (1.6mm)	Epoxy Powder	INTERIOR
Mounting	FLOOR STANDING		EXTERIOR
	MOUNTING	Surge Arresters	DEHN
Placing	INDOOR	Earthing	EARTH BAR
Cable Entry	TOP		EARTH STUD
Doors	REQUIRED	Colour	ELECTRIC ORANGE
Locks	SQUARE DRIVE PANELS	Form	1
		IP Rating	54
Free Space	30%	Fault Level	10 kA
Hinges	NOT REQUIRED	Voltage V	400
		Configuration	3 PHASE+N+E

DB - MAIN

- NOTES FOR DB A**
- EXISTING: REFURBISH AS PER SINGLE LINE
 - ALLOW 30% SPARE FOR FUTURE EXPANSION
 - TOP ENTRY, TOP EXIT CABLE ACCESS
 - COLOR: FRAME - BLACK
NORMAL SECTION - WHITE
EMERGENCY SECTION - N/A
 - EQUIPMENT = ABB/CBI/SCHNEIDER OR EQUALLY APPROVED
 - SPD = TYPE 2
 - CASCADING TO LOCAL SECTIONS
 - AS LEGEND CARD
 - ENGRAVED LABELING



NOTES:
THE USE OF TRADE NAMES ON THIS DRAWING IS PROHIBITED AND ALL TRADE NAME EQUIPMENT FOR THIS PROJECT REQUIRES APPROVAL FROM THE RESPONSIBLE ENGINEER.
1. BEFORE EXECUTION WORK, DESIGNER, THE CONTRACTOR MUST VISIT SITE FOR FINAL DESIGN REQUIREMENTS.
2. ALL LABELING ALTERNATIONS BY MAIN CONTRACTOR.
3. ALL DIMENSIONS ARE IN MM.
4. ALL WORK TO BE DONE IN ACCORDANCE TO SANS 10142 AS GUIDED BY THE RESPONSIBLE ENGINEER.

REVISIONS			
REV.	DESCRIPTION	DATE	BY
1	ISSUED FOR INFORMATION	17-05-2021	.../.../...

All Rights Reserved By Department of Public Works Infrastructure

Full Name: _____

Professional Registration No.: _____

CONSULTANT

Private Reg: 15431 Durban 4000 Pietermaritzburg
Tel: +27 (0)31 214 22 79 Fax: +27 (0)31 275 4729

CLIENT

DEPARTMENT OF JUSTICE
VRYHEID

Discipline: _____
Architectural

CIVIL & STRUCTURAL ENGINEERING _____
ELECTRICAL ENGINEERING
MECHANICAL ENGINEERING _____

PROJECT TITLE

UPGRADE OF SUPPLY AND THE INSTALLATION OF AIRCONS

DRAWING TITLE

SCHEMATIC LAYOUT DB MAIN

DRAWING ISSUED FOR:		
Information		
Preliminary Design		
Detailed Design	<input checked="" type="checkbox"/>	
Tender		
Construction		
As Built		

CAPITAL	MAINTENANCE	
		<input checked="" type="checkbox"/>
WCS No. 013050	Designed P.M.H.B.A.	
Scale 1:10	Drawn .../.../...	
Date 15/05/21	Checked .../.../...	
Drawing No. 01	Rev No. 01	Size A1