



**SOUTH AFRICAN POLICE SERVICE
PROJECT 5 STAR 2012
DRAWING REGISTRAR**

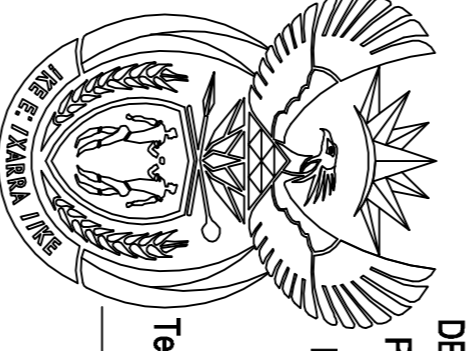
DRAWING NR.		DESCRIPTION	SAP NUMBER
1	5-ST-A.DRW	Ground Floor Plan Complete Cell Block	Annexure A
2	5-ST-B.DRW	Ground Floor Plan 2 x Cell blocks with shower on outside of cell	Annexure B
3	5-ST-C.DRW	Ground Floor Plan 2 x Cells with shower in exercise yard	Annexure C
4	Admission.drw	Type Cell Admission Counter	POL 2012/A
5	Bench.drw	Type Cell Bench	POL 2012/B1
6	Trellis1.drw	Type Cell Door Elevations - Door type T2 & T3	POL 2012/D1
7	Trellis1a.drw	Type Cell Door Elevations - Door type T1 & T3/1	POL 2012/D1a
8	Trellis4.drw	Type Cell Door Plans & Sections 1 : 10	POL 2012/D2
9	Trellis2.drw	Type Cell Door Section B - B	POL 2012/D3
10	Trellis3.drw	Type Cell Door Section A - A & Details	POL 2012/D4
11	Lockset1.drw	Type Cell Door Lock & Lock Box	POL 2012/D5
12	Off-Loading Gate.drw	Sliding and Swing Gate Deatils at Secure Off-Loading Area	POL2012/D6
12	Shelving.drw	Type Cell Block Shelving Section	POL 2012/F1
13	Exercise Roof.drw	Type Cell Overhead Grills	POL 2012/G1
14	Toilet.drw	Type Cell WC Pan Detail, Section & Elevation	POL 2012/S1
15	Drinking Fountain.drw	Type Cell Hand Wash Basin	POL 2012/S2
16	Shower.drw	Type Cell Shower Detail Section	POL 2012/S3
17	Visitors1.drw	Type Cell Counter Section	POL 2012/V1
18	Visitors2.drw	Type Cell Counter For Visitors Plan	POL 2012/V2
19	Visitors3.drw	Type Cell Elevation Of Desk Window & Stool	POL 2012/V3
20	Cell Window1.drw	Type Cell Window Detail	POL 2012/W1
21	Cell Window2.drw	Type Cell Window Detail Plan Details	POL 2012/W2
22	Cell Window 3.drw	Type Cell Window Detail Section	POL 2012/W3
23	ID Parade Room	Ground Floor Plan; Section A; Section B	IPR/100

NO.	DATE	AMENDMENT	D.P.W.

Copyright vests in the
Department of Public Works

NOTE
References to trade names are used only to simplify detailing. Various similar and approved products are available and can be substituted with prior approval from SAPS SCM (Expert Services) Pretoria.
Tel (012) 945 8726
Tel (012) 945 8762
Fax (012) 945 8762


cad file name
**5-s1-a-DRW
ANNEXURE "A"**



**DEPARTMENT OF
PUBLIC WORKS**
Private Bag X65
Pretoria
0001
Tel (012) 337 2000
Director-General:
T.M. Sokutu

consultant/departmental

discipline
ARCHITECTURAL
service
**SOUTH AFRICAN
POLICE SERVICE**



drawing title
**ANNEXURE "A"
GROUND FLOOR
PLAN**

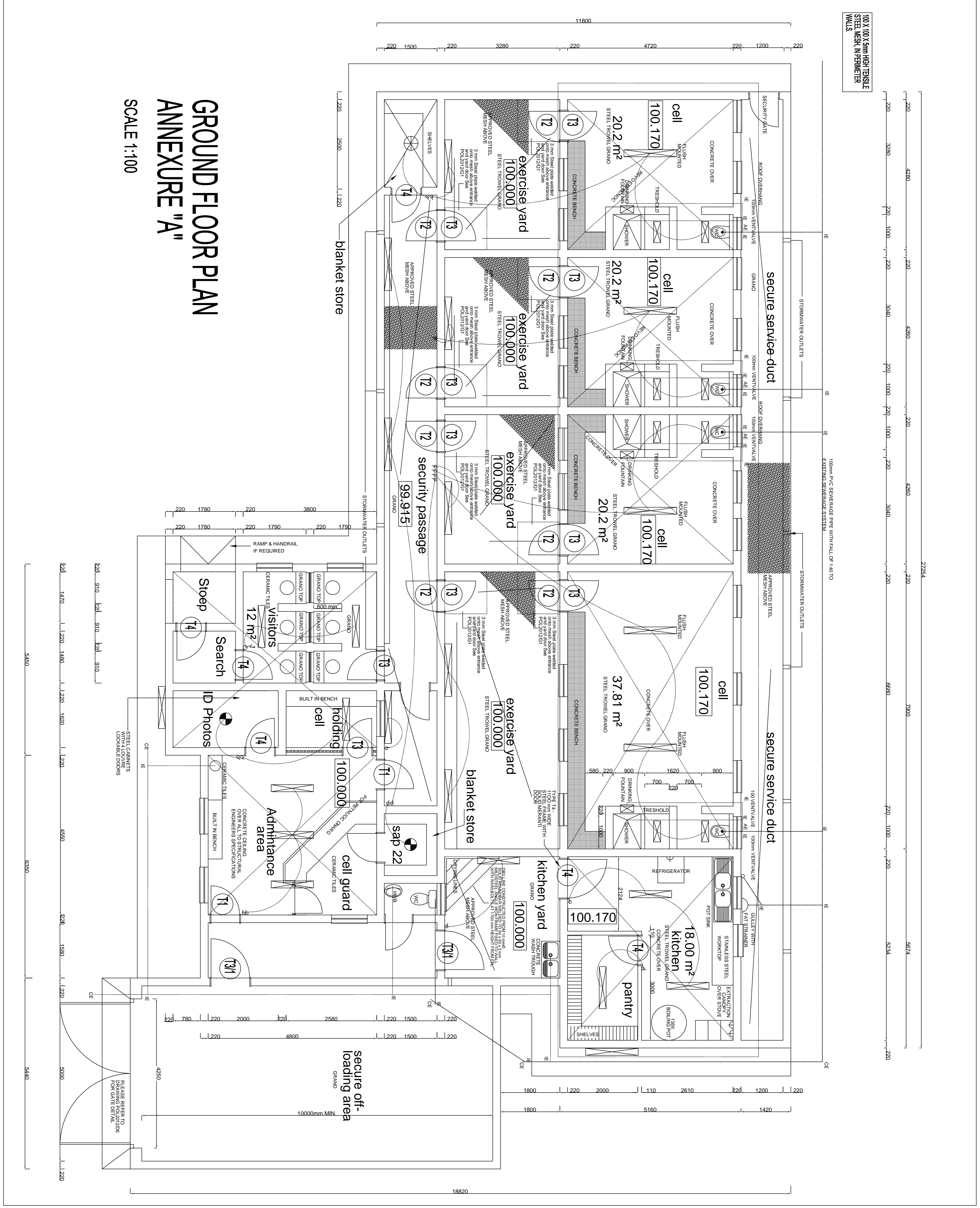
WCS number
drawing title
**ANNEXURE "A"
GROUND FLOOR
PLAN**

scale
As Shown
date
JULY 2012

ref no
As Shown
checked
JULY 2012

type number
drawing number

designed
designed
drawn
K SMART
checked



GROUND FLOOR PLAN ANNEXURE "A"

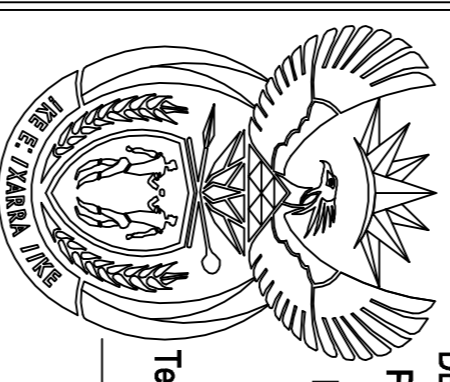
SCALE 1:100

NO.	DATE	AMENDMENT	D.P.W.

Copyright vests in the
Department of Public Works


NOTE
References to trade names are used only to simplify detailing. Various similar and approved products are available and can be substituted with prior approval from SAPS SCM (Expert Services) Pretoria.
Tel (012) 945 8726
Fax (012) 945 8762

cad file name
S-ST-B-DRW/
ANNEXURE "B"



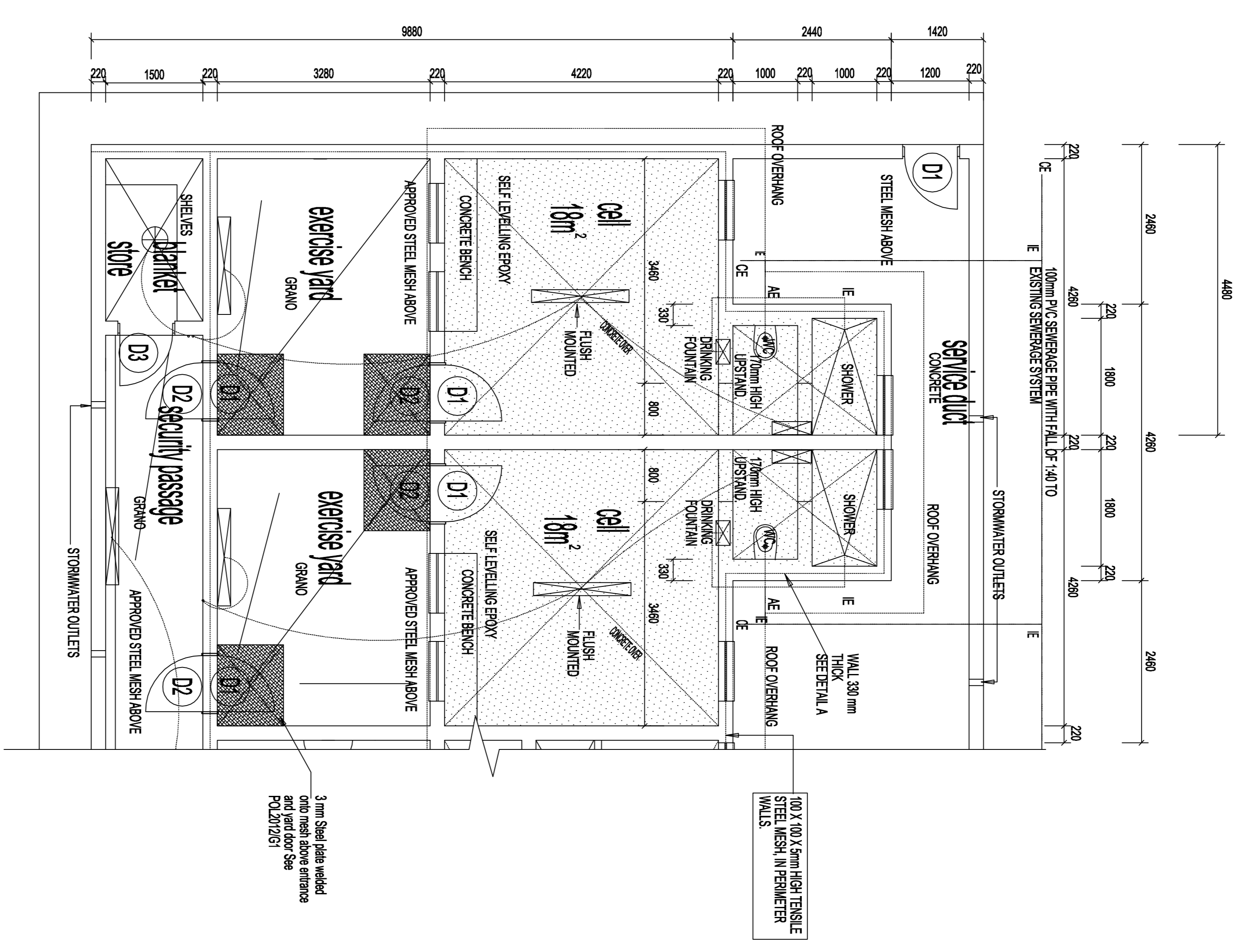
DEPARTMENT OF
PUBLIC WORKS
Private Bag X65
Pretoria
0001
Tel (012) 337 2000
Director-General:
T.M. Sokuthu

consultant/departmental
discipline
ARCHITECTURAL
service
SOUTH AFRICAN
POLICE SERVICE

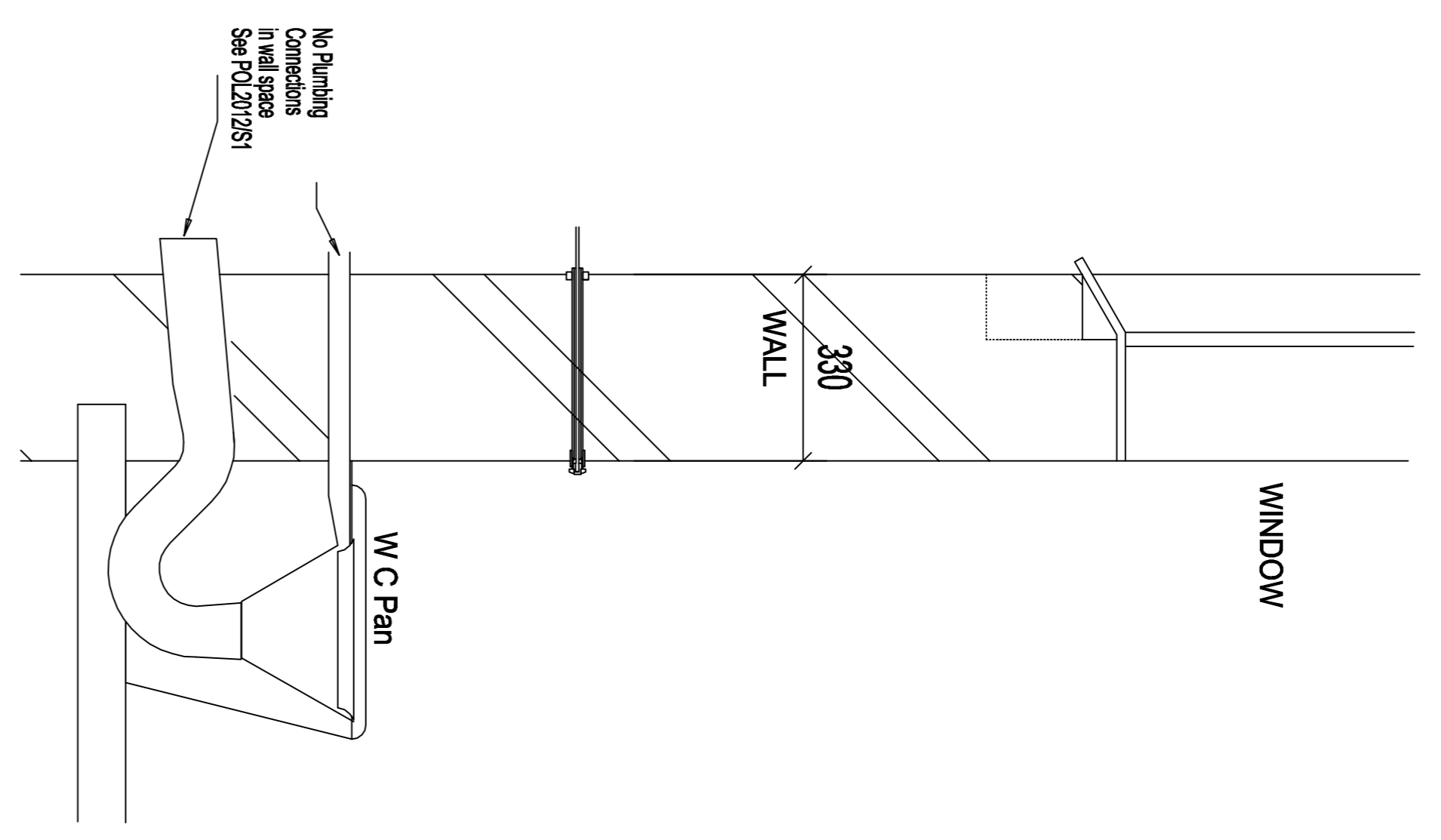


drawing title
ANNEXURE "B"
GROUND FLOOR
PLAN
VICS number
ref no
scale
As Shown
date
JULY 2012
checked
drawing number

designed
drawn
K SWART



DETAIL A
SCALE 1:20




GROUND FLOOR PLAN
ANNEXURE "B"
SCALE 1:100

NOTE

References to trade names are used only to simplify detailing. Various similar and approved products are available and can be substituted with prior approval from SAPS SCM (Expert Services) Pretoria.
Tel (012) 945 8726
Fax (012) 945 8762

cad file name
S-51-C.DRW
ANNEXURE "C"



consultant/departmental

discipline
ARCHITECTURAL
service

SOUTH AFRICAN
POLICE SERVICE



WCS number

drawing title

ANNEXURE "C"
GROUND FLOOR
PLAN

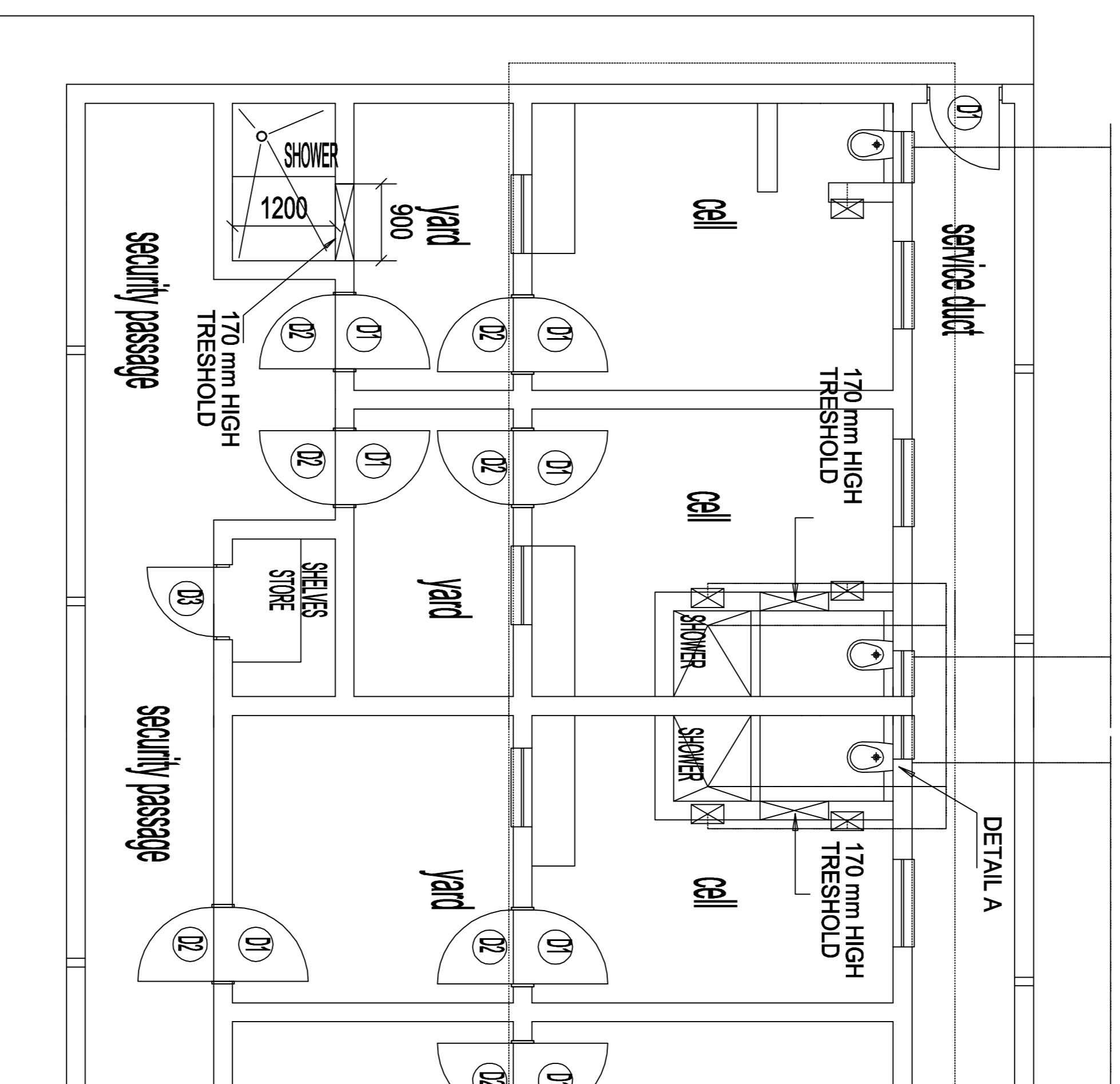
ref no designed

scale As Shown drawn K SMART

date JULY 2012 checked

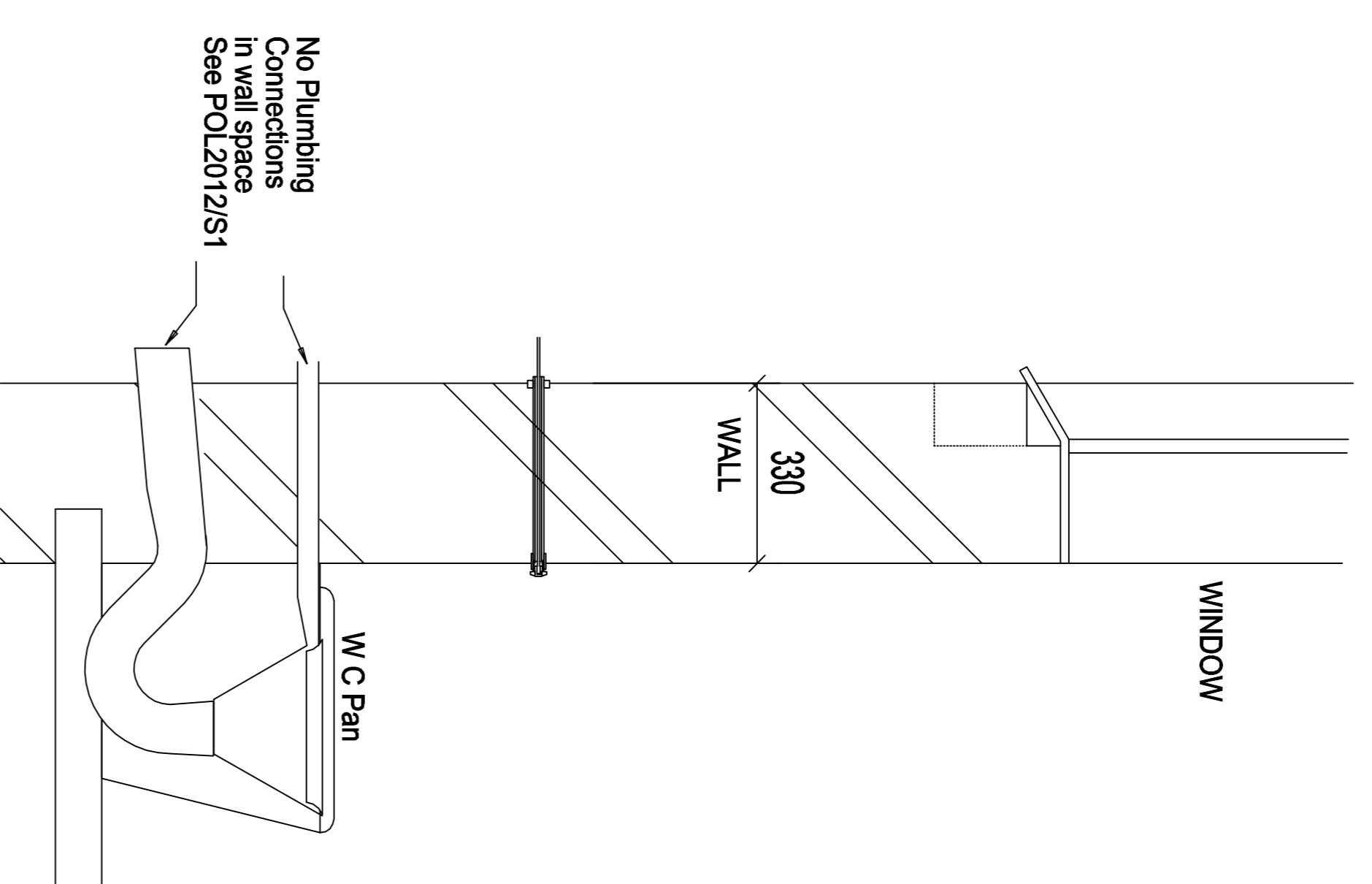
type number

drawing number

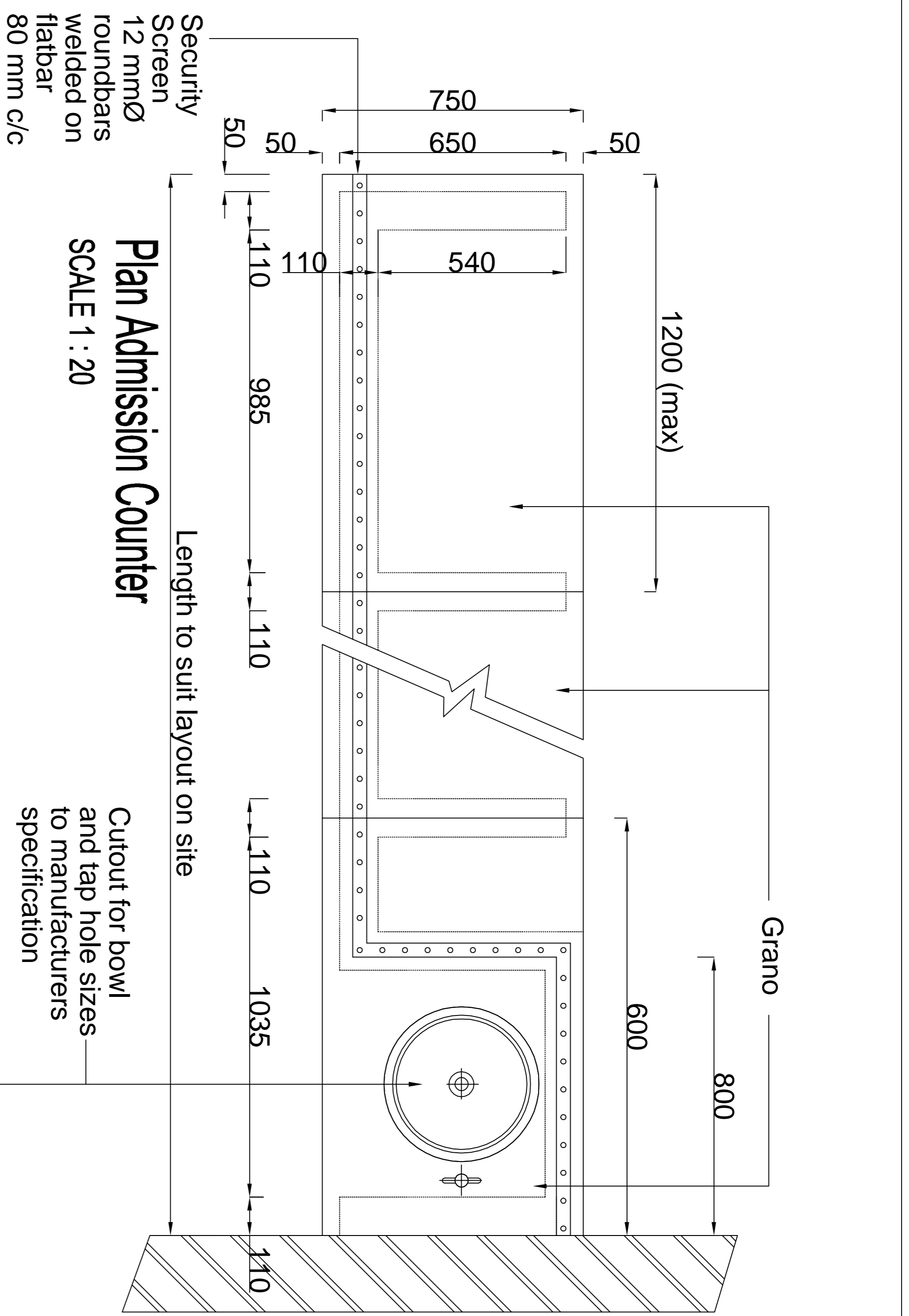


addendum "C-1" addendum "C-2" addendum "C-3"

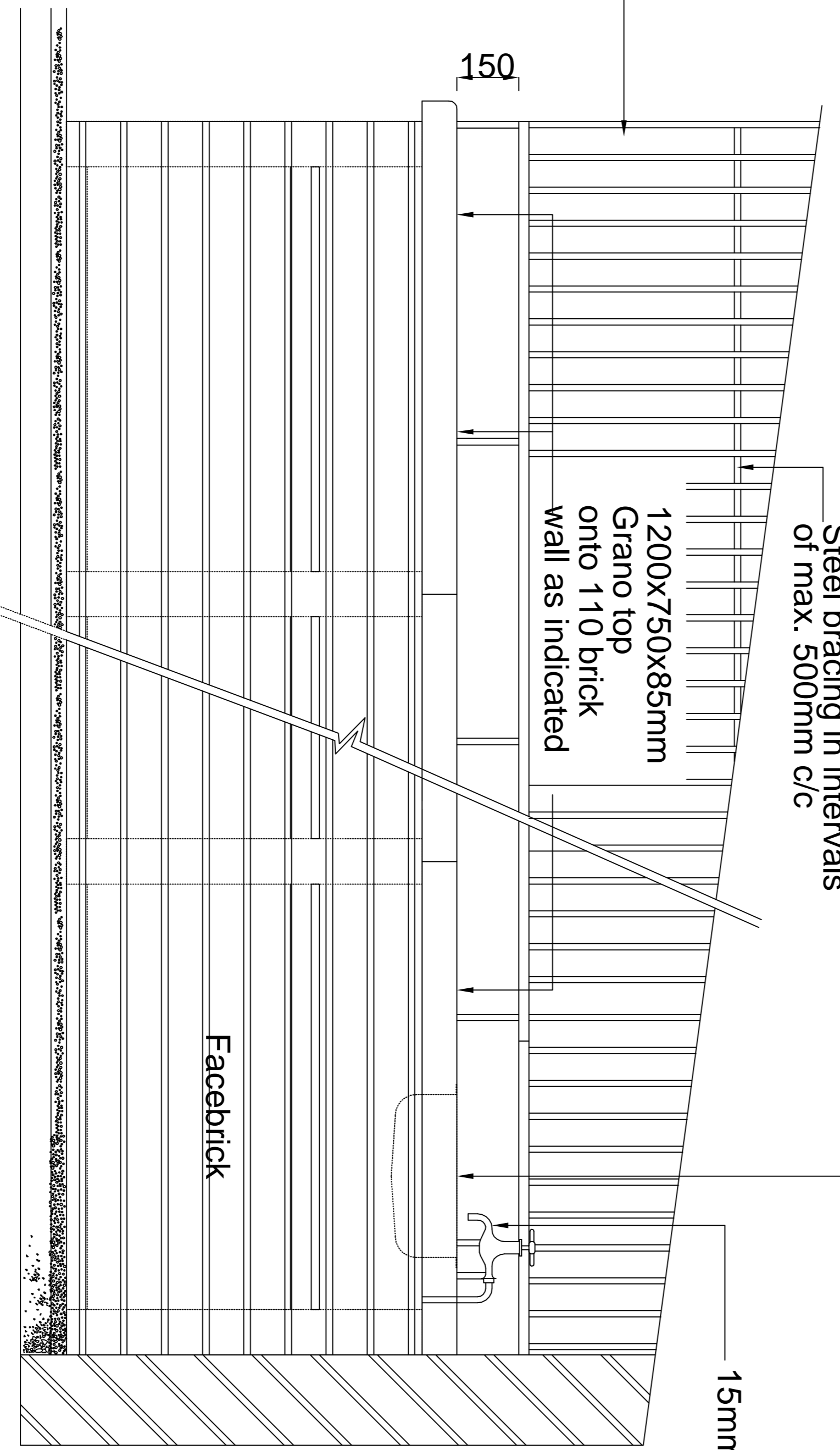
GROUND FLOOR PLAN
ANNEXURE "C"
SCALE 1:100



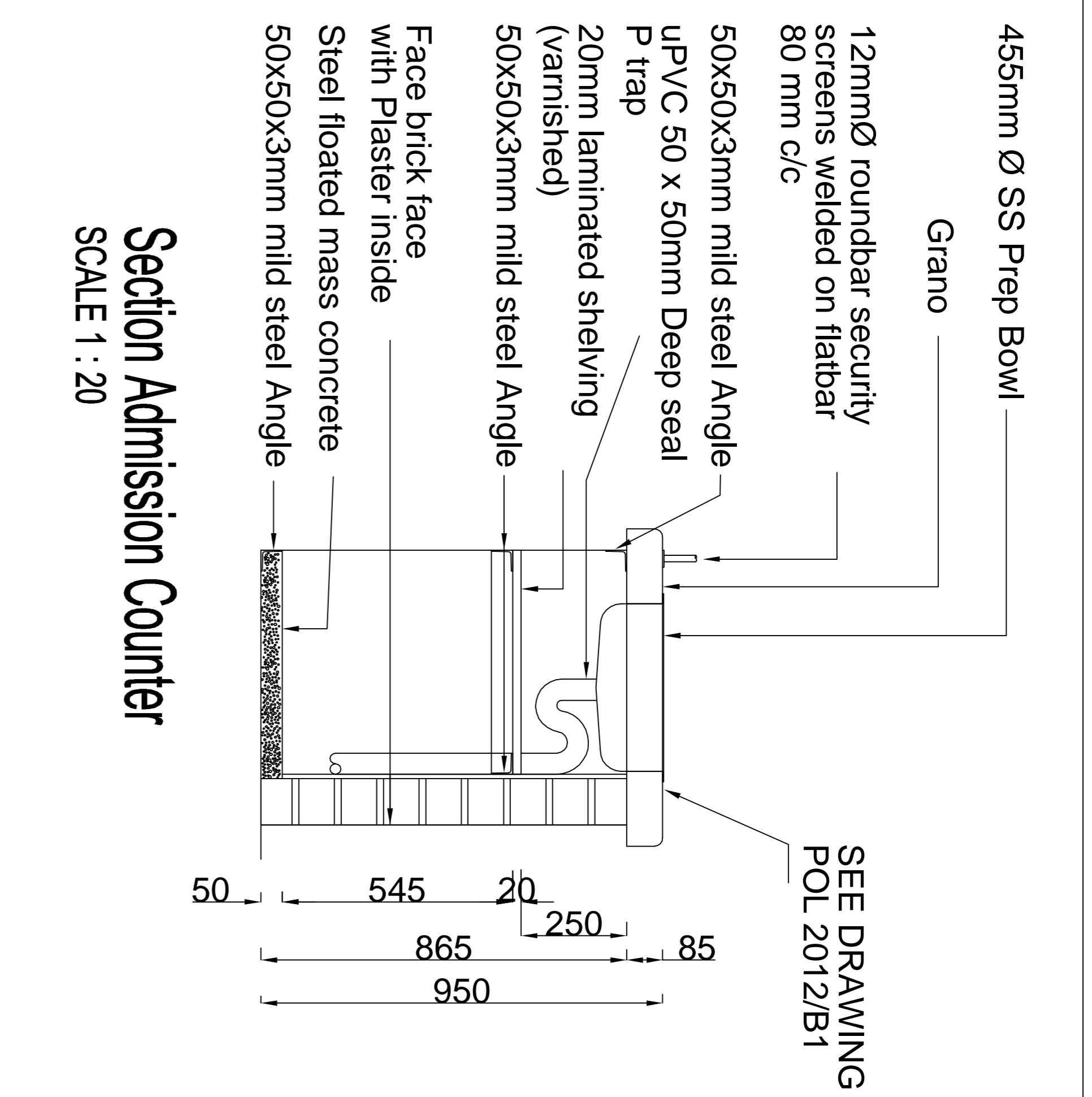
DETAIL A
SCALE 1:20



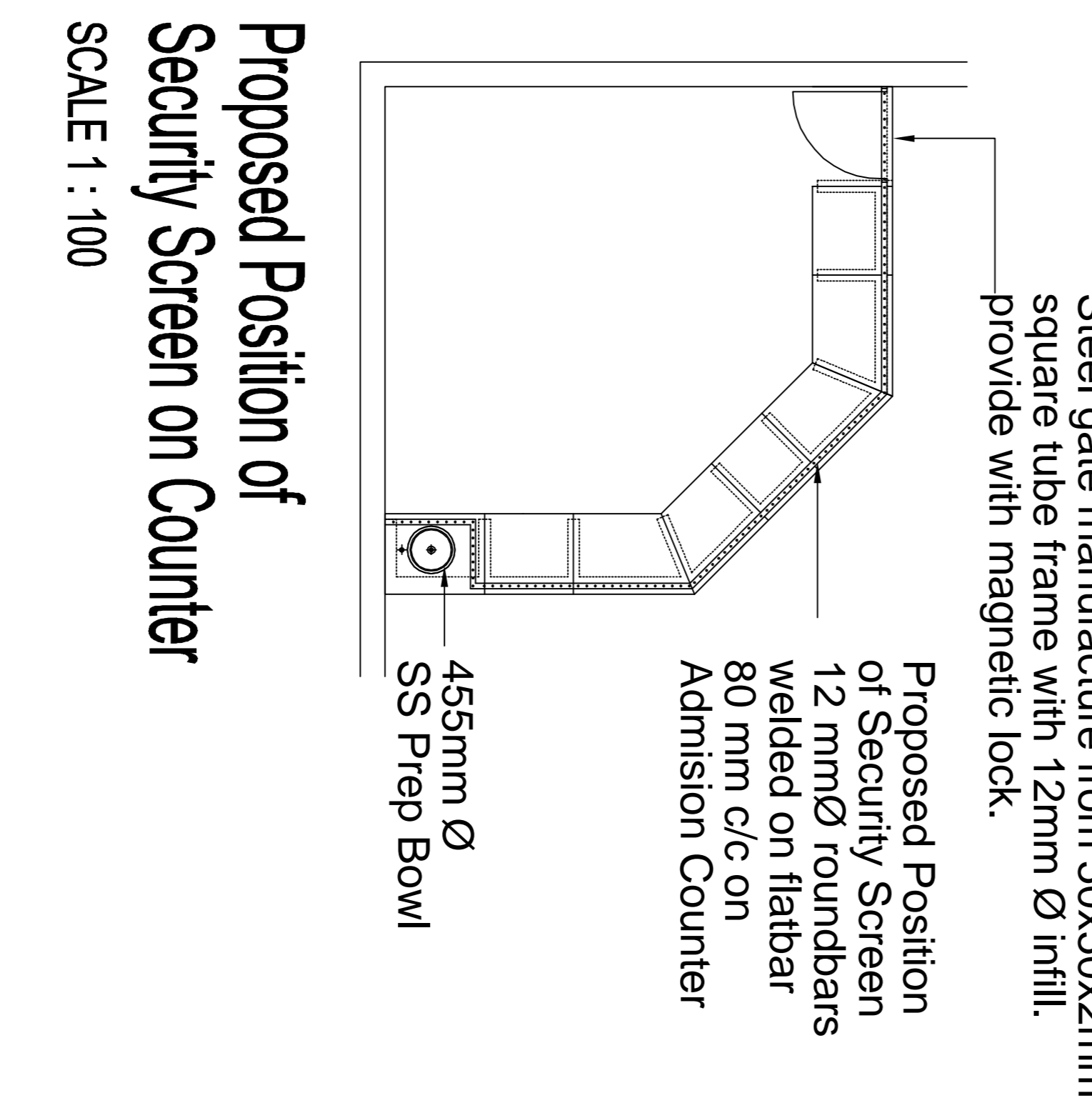
Plan Admission Counter
SCALE 1 : 20



Elevation Admission Counter
SCALE 1 : 20



Section Admission Counter
SCALE 1 : 20



Proposed Position of Security Screen on Counter
SCALE 1 : 100

NOTE:
All work according to Departmental Specification PW 371
All steel to be Galvanised
All steel work to be hot dipped galvanised, all in accordance with SANS Specification 121 (SABS ISO 1461).
- see PW 371 Section 12 Clause 12.1 to 12.3

NOTE:
If Security Screen is bolted together, all visible bolts must be tack welded


NO.	DATE	AMENDMENT	D.P.W.

NOTE
References to trade names are used only to simplify detailing. Various similar and approved products are available and can be substituted with prior approval from S.A.P.S SCM (Expert Services) Pretoria.
Tel (012) 845 8726
Fax (012) 845 8792

cad file name
POL2012A.DRW
ADMISSION COUNTER

DEPARTMENT OF PUBLIC WORKS
Private Bag X65
Pretoria
0001
Tel (012) 337 2000
Director-General:
T.M. Sokutu

discipline
ARCHITECTURAL
service
SOUTH AFRICAN POLICE SERVICE



drawing title
TYPE CELL BLOCK Admission Counter

WCS number

scale
As Shown

date
JULY 2012

type number
POL 2012/A

drawing number

designed

drawn
K SMART

checked

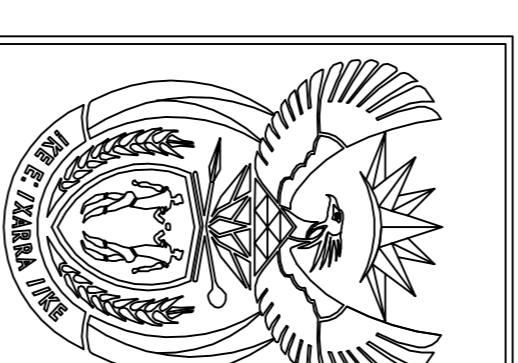
NO.	DATE	AMENDMENT	D.P.W.

Copyright vests in the
Department of Public Works

NOTE

References to trade names are used only to simplify detailing. Various similar and approved products are available and can be substituted with prior approval from SAPS SCM (Expert Services) Pretoria.
Tel (012) 845 8726
Fax (012) 845 8762

cad file name
POL2012-B1.DRW
CELL BENCH



DEPARTMENT OF
PUBLIC WORKS
Private Bag X65
Pretoria
0001
Tel (012) 337 2000
Director-General:
T.M. Sokutu

consultant/departmental

discipline
ARCHITECTURAL
service

SOUTH AFRICAN
POLICE SERVICE

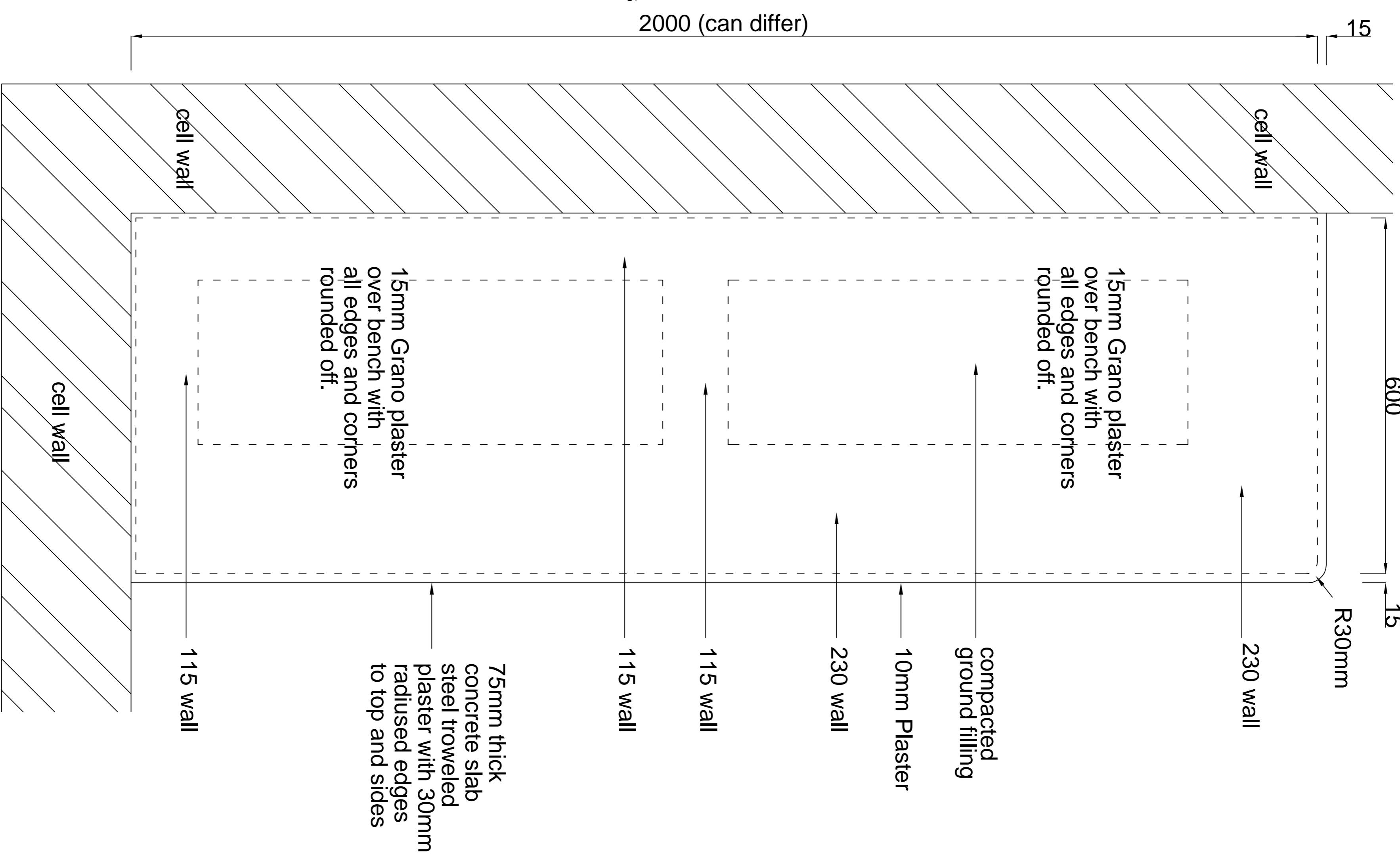


WC/S number
drawing title

TYPE CELL BENCH

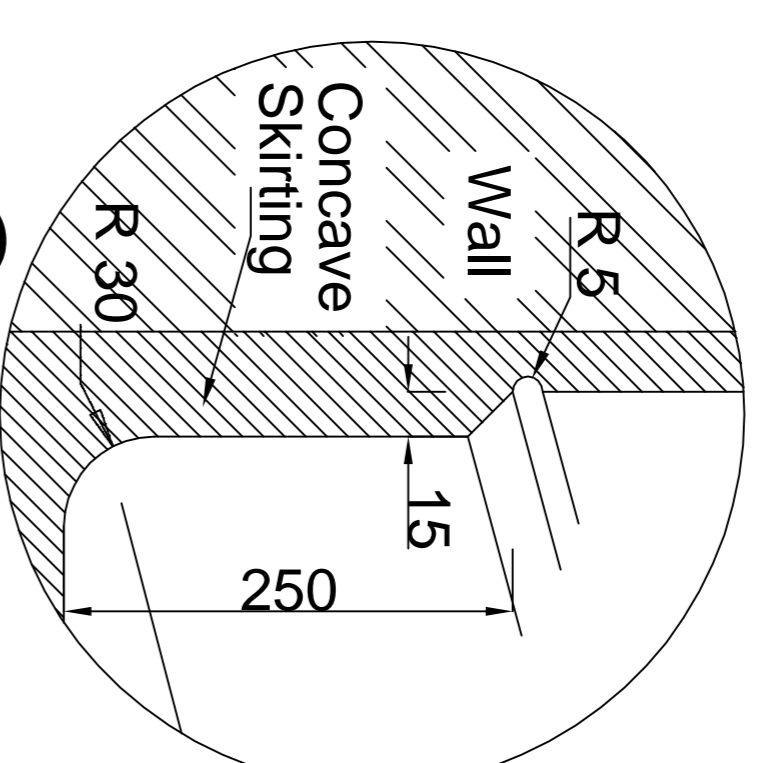
ref no
scale AS Shown
date JULY 2012
type number POL 2012/B1
drawing number

designed
drawn K SMART
checked



BENCH DETAIL PLAN

SCALE 1 : 10

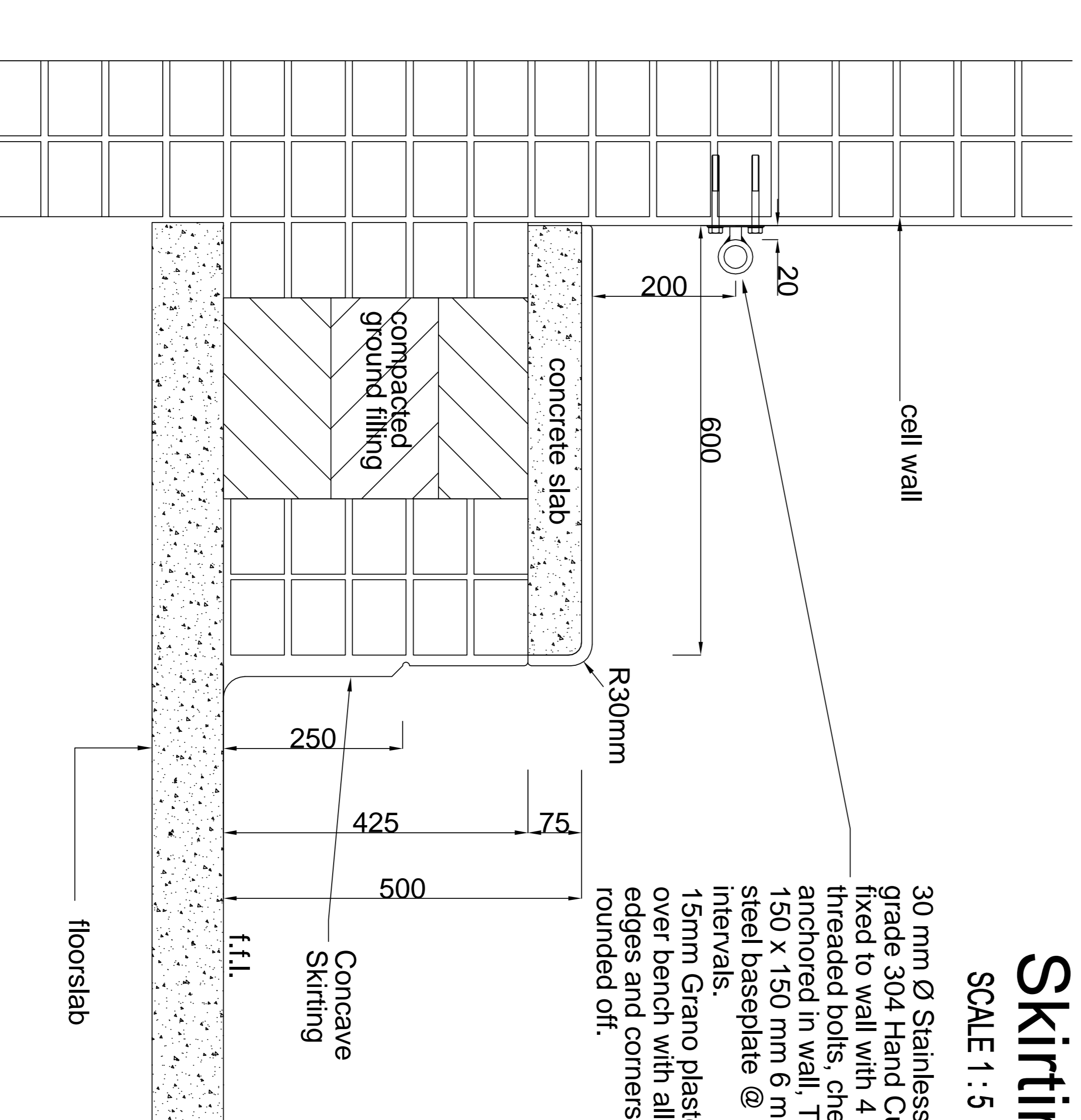


Concave Skirting

SCALE 1 : 5

30 mm Ø Stainless steel grade 304 Hand Cuff Rail fixed to wall with 4 x M10 full threaded bolts, chemically anchored in wall, Thoroughly 150 x 150 mm 6 mm stainless steel baseplate @ 1 m intervals.
15mm Grano plaster over bench with all edges and corners rounded off.

2000 (can differ)



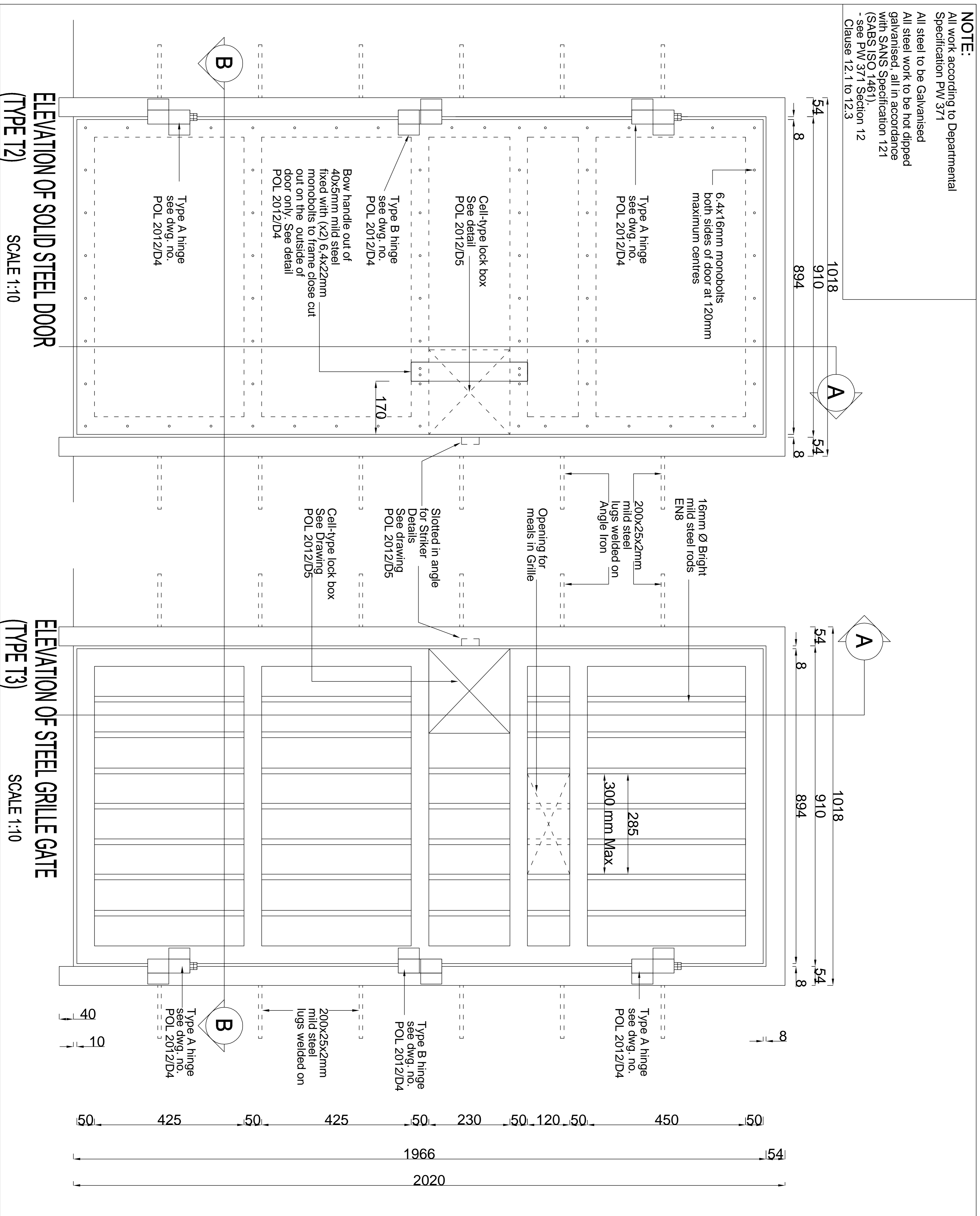
Detail A

DETAIL A
For use in
admittance
area only

BENCH DETAIL SECTION

SCALE 1 : 10

NOTE:
 All work according to Departmental Specification PW 371
 All steel to be Galvanised
 All steel work to be hot dipped galvanised, all in accordance with SANS Specification 121 (SABS ISO 1461).
 - see PW 371 Section 12
 Clause 12.1 to 12.3




NO.	DATE	AMENDMENT	D.P.W.

Copyright vests in the
 Department of Public Works

NOTE
 References to trade names are used only to simplify detailing. Various similar and approved products are available and can be substituted with prior approval from SAPS SCM (Expert Services) Pretoria.
 Tel (012) 945 8726
 Fax (012) 945 8762

cell file name
 POL2012-D1 DRW
 CELL DOOR




DEPARTMENT OF
 PUBLIC WORKS
 Private Bag X65
 Pretoria
 0001
 Tel (012) 337 2000
 Director-General:
 T. M. Sokulu

consultant/departmental

discipline
 ARCHITECTURAL

service
 SOUTH AFRICAN
 POLICE SERVICE



WCS number

drawing title
**TYPE CELL DOOR
 ELEVATIONS**

ref/no

scale
 AS SHOWN

date
 JULY 2012

type number
 POL 2012/D1

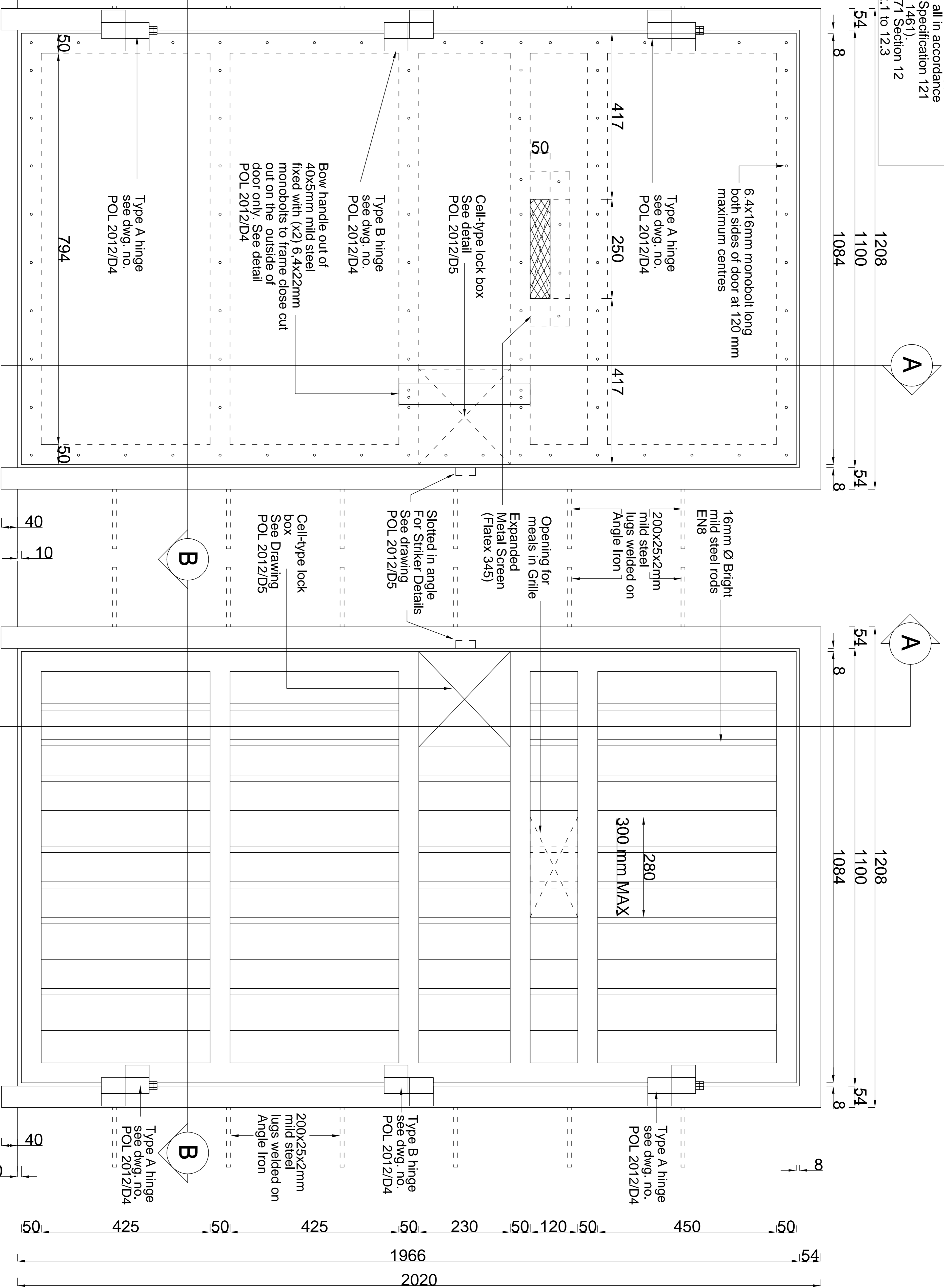
drawing number

designed
 drawn
 K. SMART

checked

NOTE:

All work according to Departmental Specification PW 371
All steel to be Galvanised
All steel work to be hot dipped galvanised, all in accordance with SANS Specification 121 (SABS ISO 1461), - see PW 371 Section 12 Clause 12.1 to 12.3



**ELEVATION OF SOLID STEEL DOOR
(TYPE T1) SCALE 1:10**

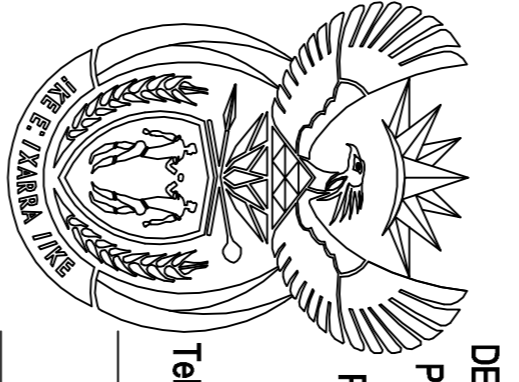
**ELEVATION OF STEEL GRILLE GATE
(TYPE T3/1) SCALE 1:10**

NO.	DATE	AMENDMENT	D.P.W.

Copyright vests in the Department of Public Works

NOTE
References to trade names are used only to simplify detailing. Various similar and approved products are available and can be substituted with prior approval from SAPS SCM (Expert Services) Pretoria.
Tel (012) 945 8726
Fax (012) 945 8762

cell file name
POL2012-D1a.DRW
CELL DOOR




DEPARTMENT OF PUBLIC WORKS
Private Bag X65
Pretoria
0001
Tel (012) 337 2000
Director-General:
T.M. Sokuku

consultant/departmental

discipline
ARCHITECTURAL

service
SOUTH AFRICAN POLICE SERVICE



drawing title
TYPE CELL DOOR ELEVATIONS

WCS number

ref no

scale
As Shown

date
JULY 2012

type number
POL 2012/D1a

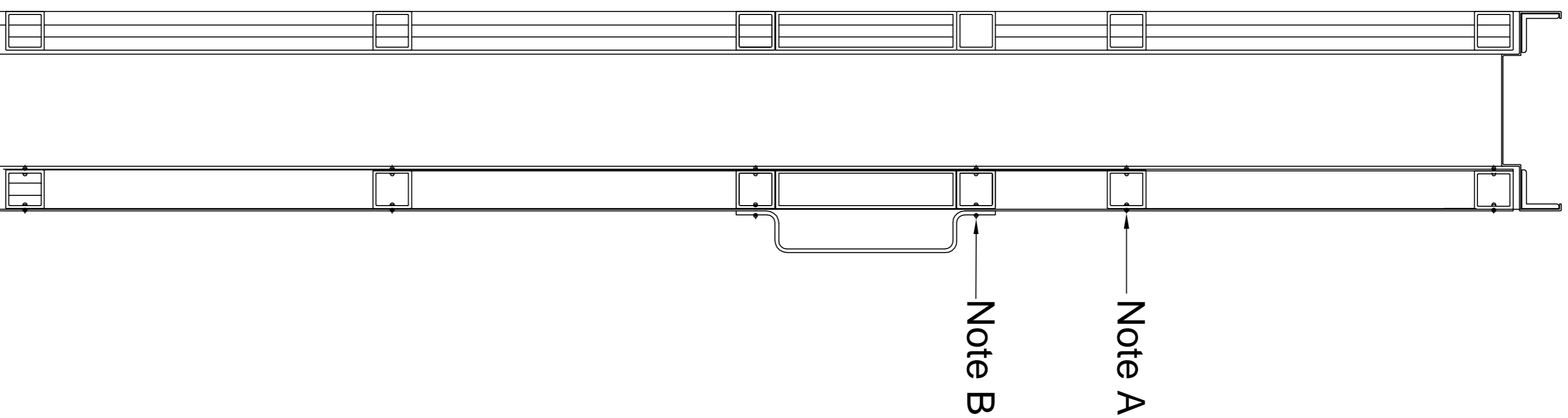
drawing number

drawn
K SWART

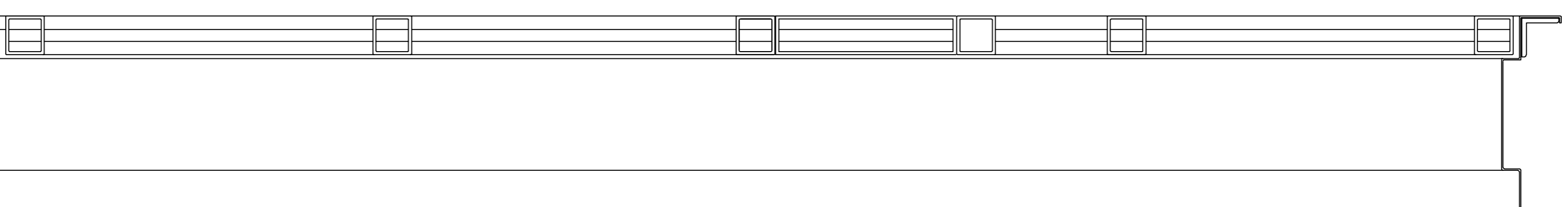
checked

designed

Note A
6.4x16mm long monobolt
both sides of door at 120 mm
maximum centres



Note B
Bow handle out of 40x5mm mild
steel fixed with 6.4x22mm long
monobolts to frame close cut
out on the outside of door only
See Detail POL2012/D4



SECTION A-A

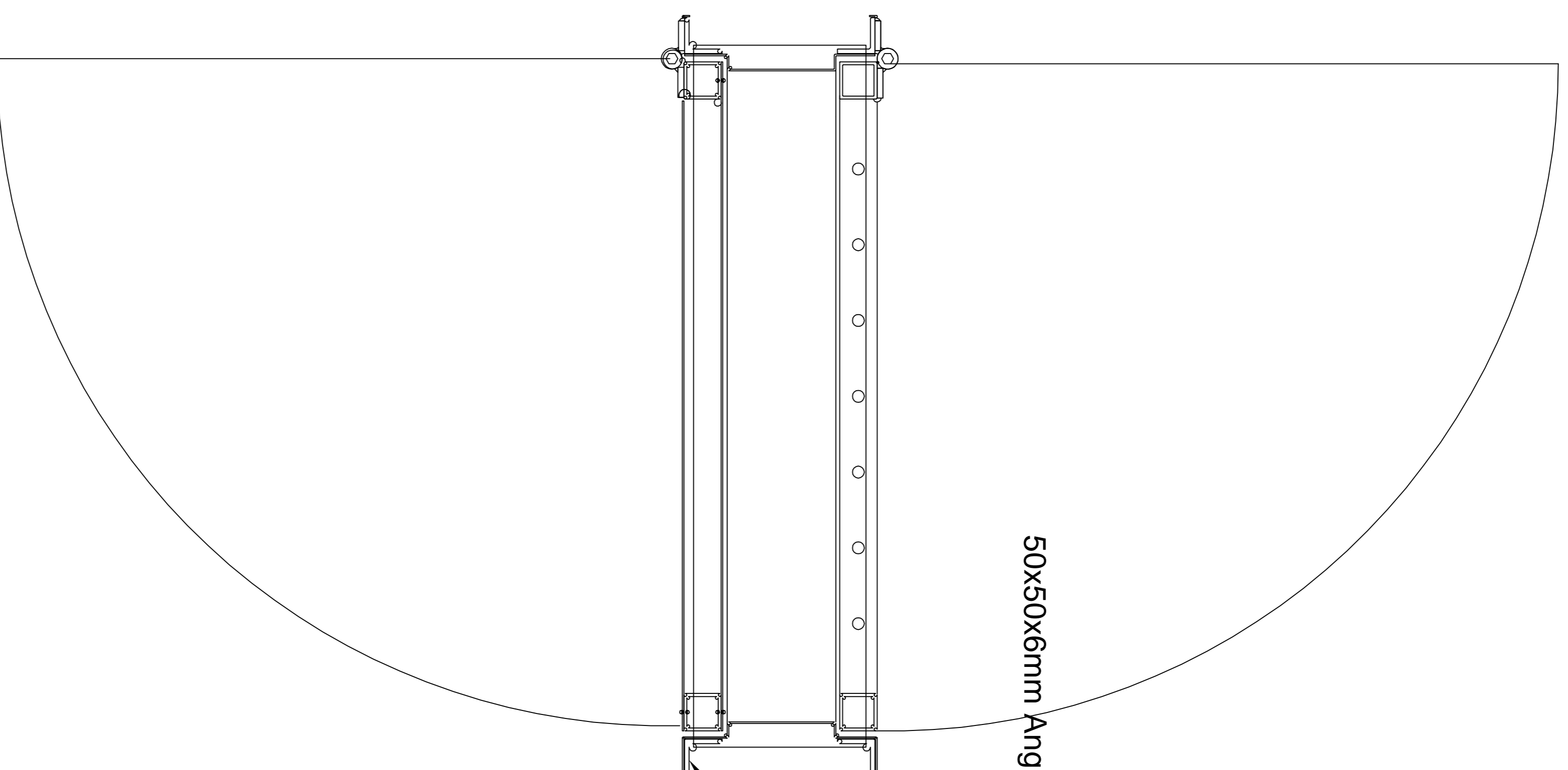
SCALE 1:10

**CELL DOOR &
GRILLE GATE**

SECTION A-A

SCALE 1:10

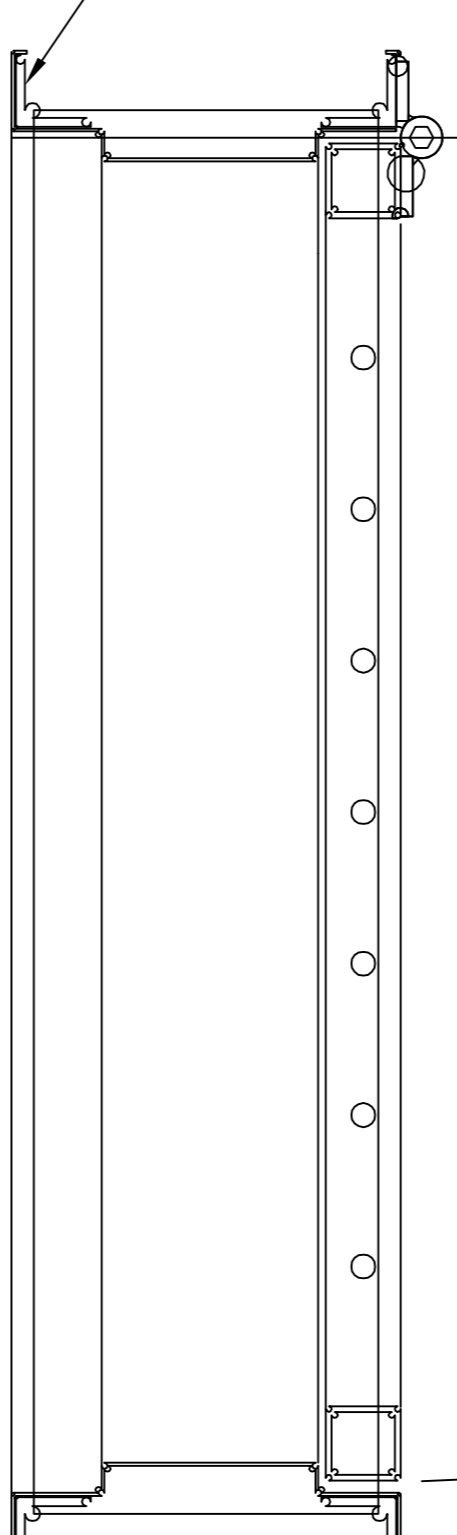
**GRILLE GATE
ONLY**



PLAN B-B

Cell Door & Grille Gate

SCALE 1:10



PLAN B-B

Cell Grille Gate Only

SCALE 1:10

NOTE:
All work according to Departmental
Specification PW 371
All steel to be Galvanised
All steel work to be hot dipped
galvanised, all in accordance
with SANS Specification 121
(SABS ISO 1461)
- see PW 371 Section 12
Clause 12.1 to 12.3

FRAMES

Frame manufactured from steel angles and 2mm thick
steel sheet shaped into sizes as per Detail Drawings
Nos POL 2012/D1, /D3 & /D4

HINGES

3 hinges per leaf with middle hinge up side down as per
Hinge Detail Drawing No POL 2012/D5

DOORS

Door & Grille manufactured from steel tubing, bars and
steel sheet metal shaped into sizes as per Detail Drawings
Nos POL 2012/D1, /D3 & /D4

GRILLE GATES

Grille manufactured from steel tubing, bars and
shaped into sizes as per Detail Drawings
No POL 2012/D1, /D3 & /D4

LOCKS & LOCK BOXES

Lockbox can be order from SAPS Logistics and welded into
Door & Gate. Supply of locks to be co-ordinated and
acquired by Scm (Building Services) Pretoria against the
contract budget. See also Drawing POL 2012/D5

HANDLES

Handle as detailed on Drawing No POL 2012/D4 to be
supplied only to the outside of solid door leaf

NO.	DATE	AMENDMENT	D.P.W.

Copyright vests in the
Department of Public Works

NOTE

References to trade names are
used only to simplify detailing.
Various similar and approved
products are available and can
be substituted with prior
approval from SAPS SCM
(Expert Services) Pretoria.
Tel (012) 945 8726
Fax (012) 945 8762

cad file name
POL2012-D2 DRW
CELL DOOR PLANS &
SECTIONS

DEPARTMENT OF
PUBLIC WORKS
Private Bag X65
Pretoria
0001
Tel (012) 337 2000
Director-General:
T.M. Sokulu

consultant/departmental

discipline
ARCHITECTURAL
service
SOUTH AFRICAN
POLICE SERVICE



WCS number
drawing title

**TYPE CELL DOOR
PLANS & SECTIONS**

ref no
scale
date
type number
drawing number

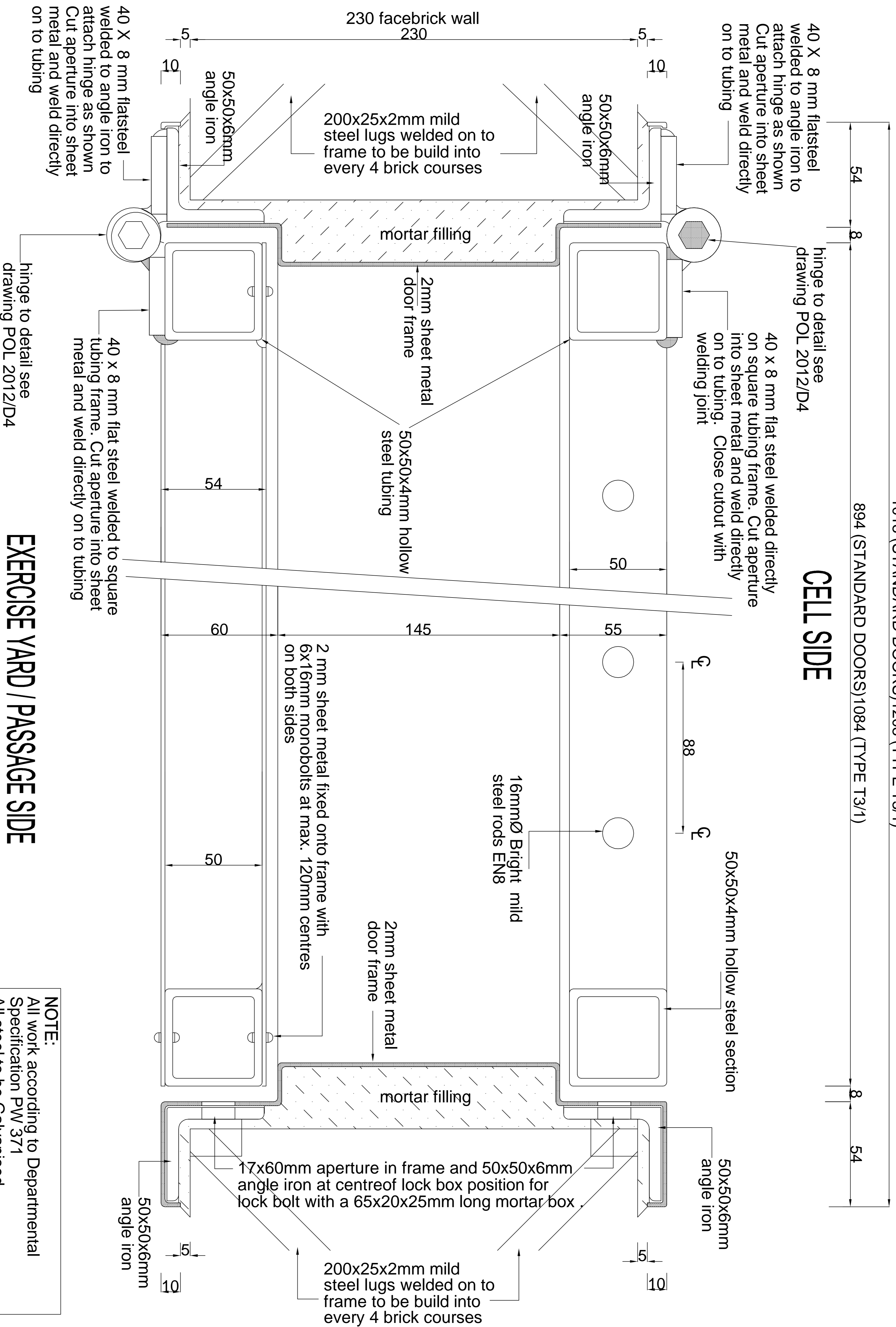
As Shown
JULY 2012
POL 2012/D2

designed
checked
drawn
K SMART

1018 (STANDARD DOORS) 1208 (TYPE T3/1)

894 (STANDARD DOORS) 1084 (TYPE T3/1)

CELL SIDE



EXERCISE YARD / PASSAGE SIDE

PLAN SECTION B-B

SCALE 1:2

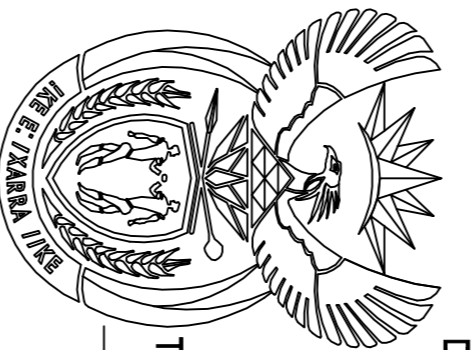
NOTE:
 All work according to Departmental Specification PW 371
 All steel to be Galvanised
 All steel work to be hot dipped galvanised, all in accordance with SANS Specification 121 (SABS ISO 1461).
 - see PW 371 Section 12 Clause 12.1 to 12.3

NO.	DATE	AMENDMENT	D.P.W.

Copyright vests in the Department of Public Works

NOTE
 References to trade names are used only to simplify detailing. Various similar and approved products are available and can be substituted with prior approval from SAPS SCM (Expert Services) Pretoria.
 Tel: (012) 845 8726
 Fax: (012) 845 8782


read file name
 POL2012-03.DRW
 DOOR SECTION B-B



DEPARTMENT OF PUBLIC WORKS
 Private Bag X65
 Pretoria
 0001
 Tel: (012) 337 2000
 Director-General:
 T. M. Sokulu

consultant/departmental


discipline
 ARCHITECTURAL
 service
 SOUTH AFRICAN POLICE SERVICE



WCS number	
drawing title	TYPE CELL DOOR SECTION B - B
ref no	designed
scale	As Shown
date	JULY 2012
type number	POL 2012/D3
drawing number	

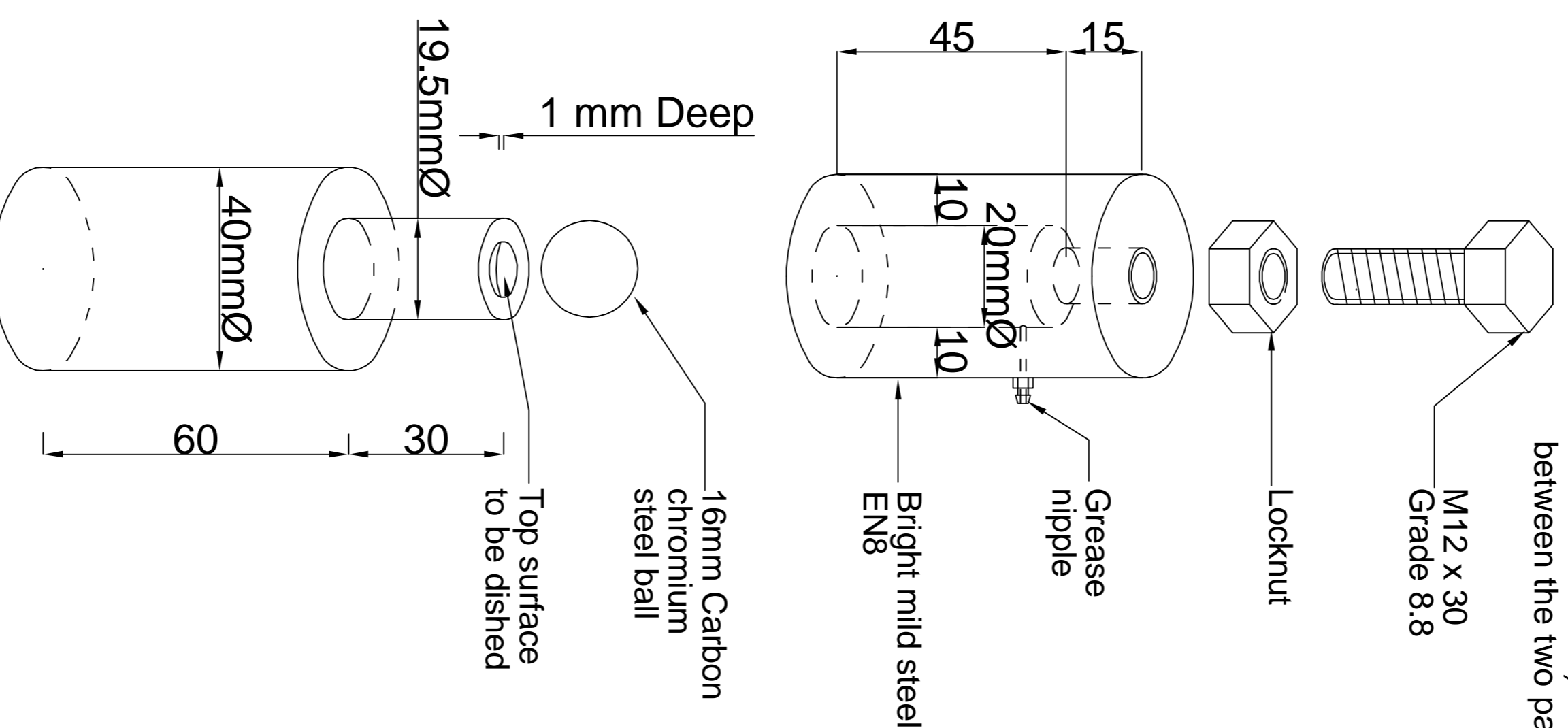
NOTE:
 All work according to Departmental Specification PW 37/1
All steel to be Galvanised
 All steel work to be hot dipped galvanised, all in accordance with SANS Specification 121 (SABS ISO 1461),
 - see PW 37/1 Section 12
 Clause 12.1 to 12.3

NOTE:
 Fit Top & Bottom Hinges to Cell Door or Grille Gate to allow for sufficient play for at least 4 mm play either up or down.
 Adjust setting bolts to the specified top gap between leaf and frame. There after weld middle hinge (up side down as shown) into place allowing a space of 4 mm between the two parts for further adjustment.



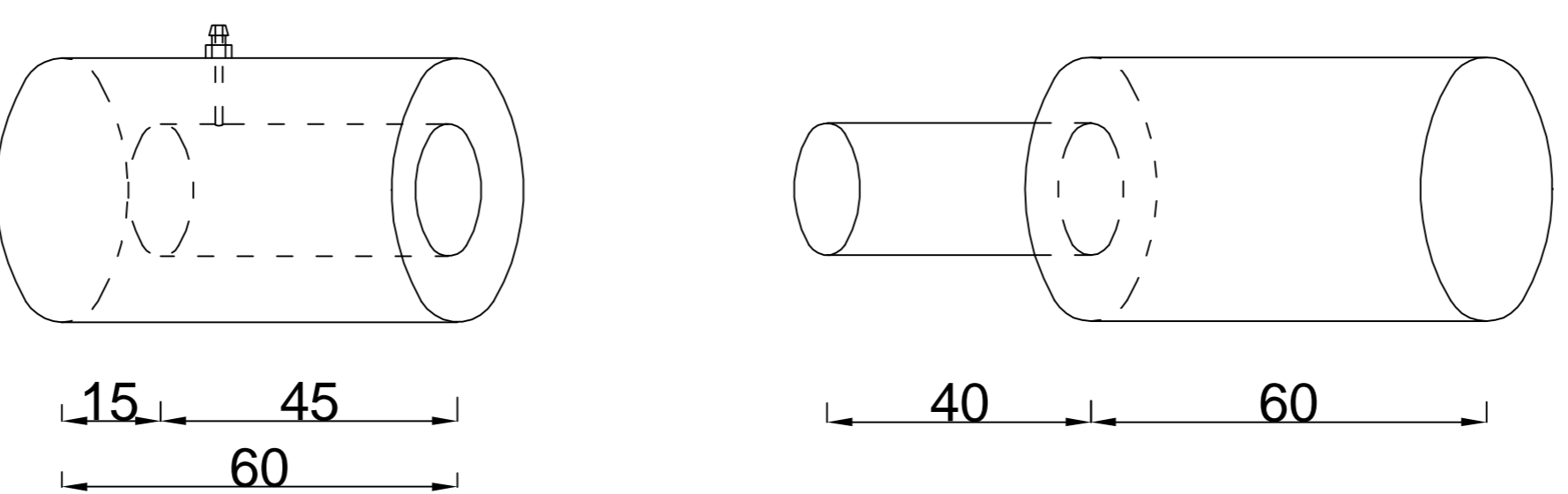
DETAIL OF BOW HANDLE
 SCALE 1:2

SEE NOTE 1

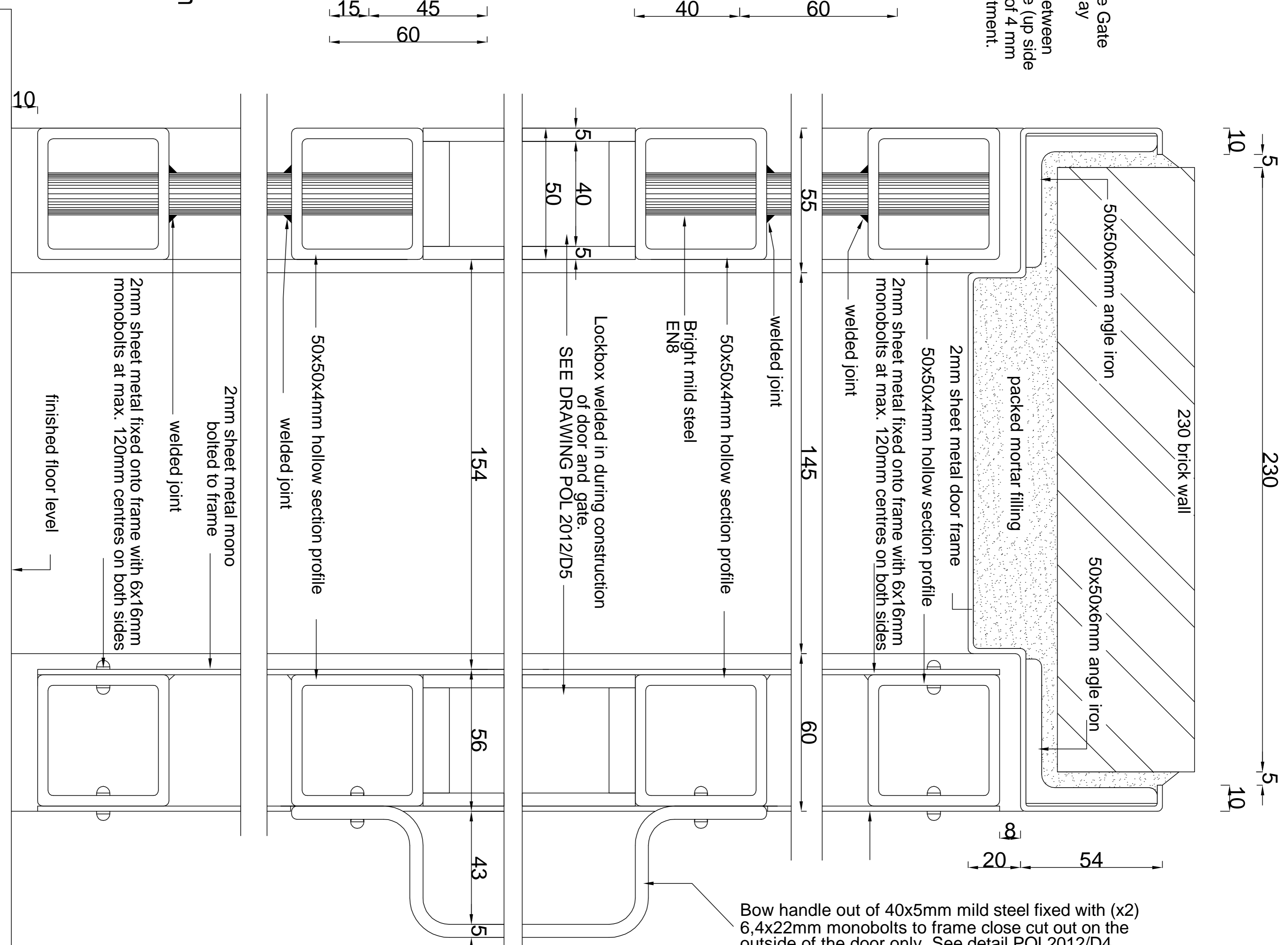


TYPE A
 Top & Bottom Hinge
 Pin facing up

DETAIL OF CELL DOOR HINGES
 SCALE 1:2



TYPE B
 Middle Hinge
 Pin facing down



Bow handle out of 40x5mm mild steel fixed with (x2) 6,4x22mm monobolts to frame close cut out on the outside of the door only. See detail POL2012/D4


DETAIL SECTION A-A
 SCALE 1:2

NO.	DATE	AMENDMENT	D.P.W.

Copyright vests in the
 Department of Public Works

NOTE
 References to trade names are used only to simplify detailing. Various similar and approved products are available and can be substituted with prior approval from SAPS SCM (Expert Services) Pretoria.
 Tel (012) 945 8726
 Fax (012) 945 8762

cad file name
 POL2012-D4 DRW
 CELL DOOR SECTION A-A
 AND DETAILS



consultant/departmental

discipline
 ARCHITECTURAL
 service
 SOUTH AFRICAN
 POLICE SERVICE



drawing title
TYPE CELL DOOR SECTION A-A AND DETAILS


scale
 As Shown
 date
 JULY 2012
 type number
 POL 2012/D4
 drawing number

designed
 drawn
 K SMART

checked

NOTE
References to trade names are used only to simplify detailing. Various similar and approved products are available and can be substituted with prior approval from SAPS SCM (Expert Services) Pretoria.
Tel (012) 945 8726
Fax (012) 945 8762

cad file name
POL2012-D5.DRW
CELL DOOR LOCK
& LOCK BOX



DEPARTMENT OF
PUBLIC WORKS
Private Bag X65
Pretoria
0001
Tel (012) 337 2000
Director-General:
T.M. Sokutu

consultant/departmental

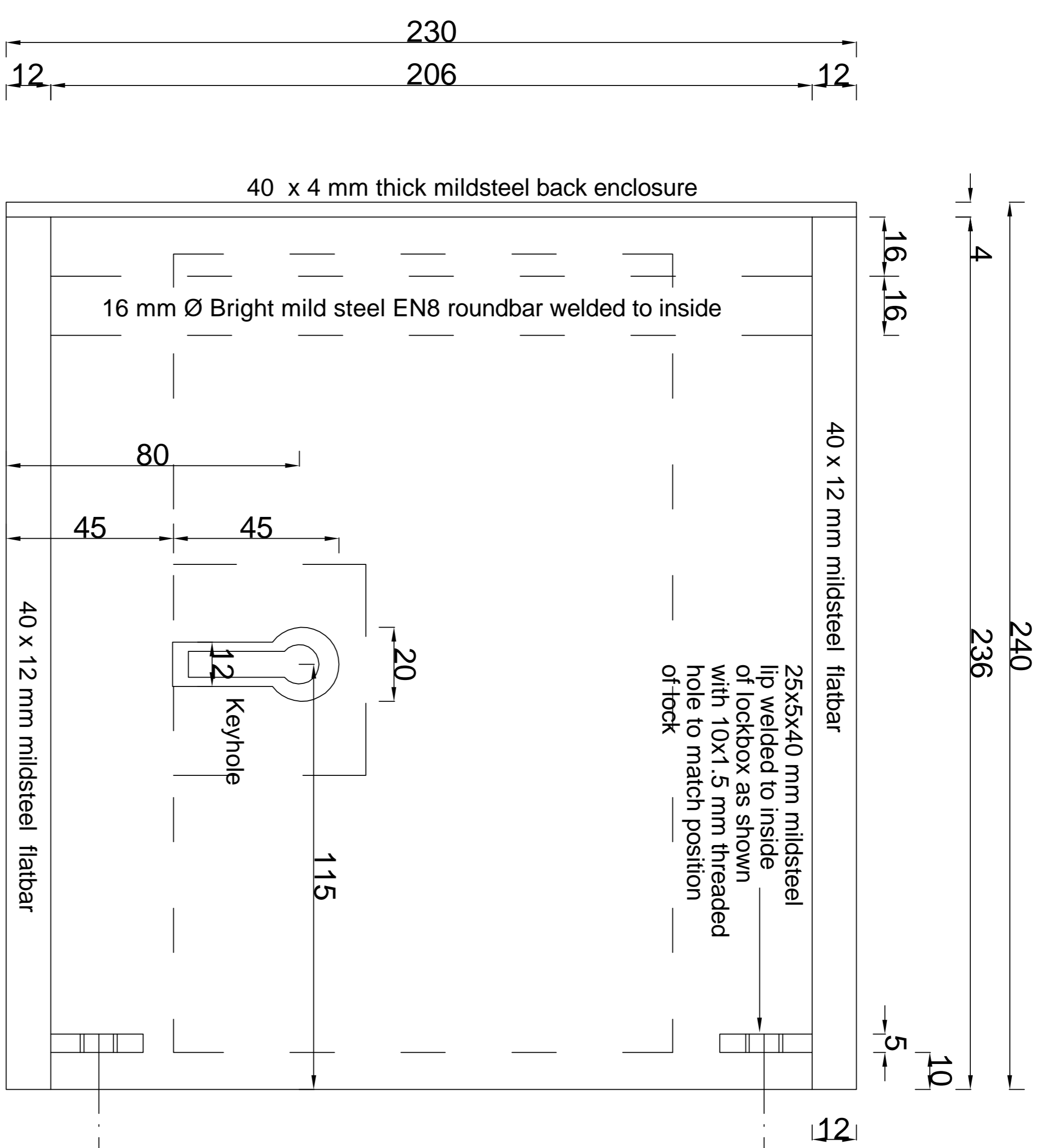
discipline
ARCHITECTURAL
service
SOUTH AFRICAN
POLICE SERVICE



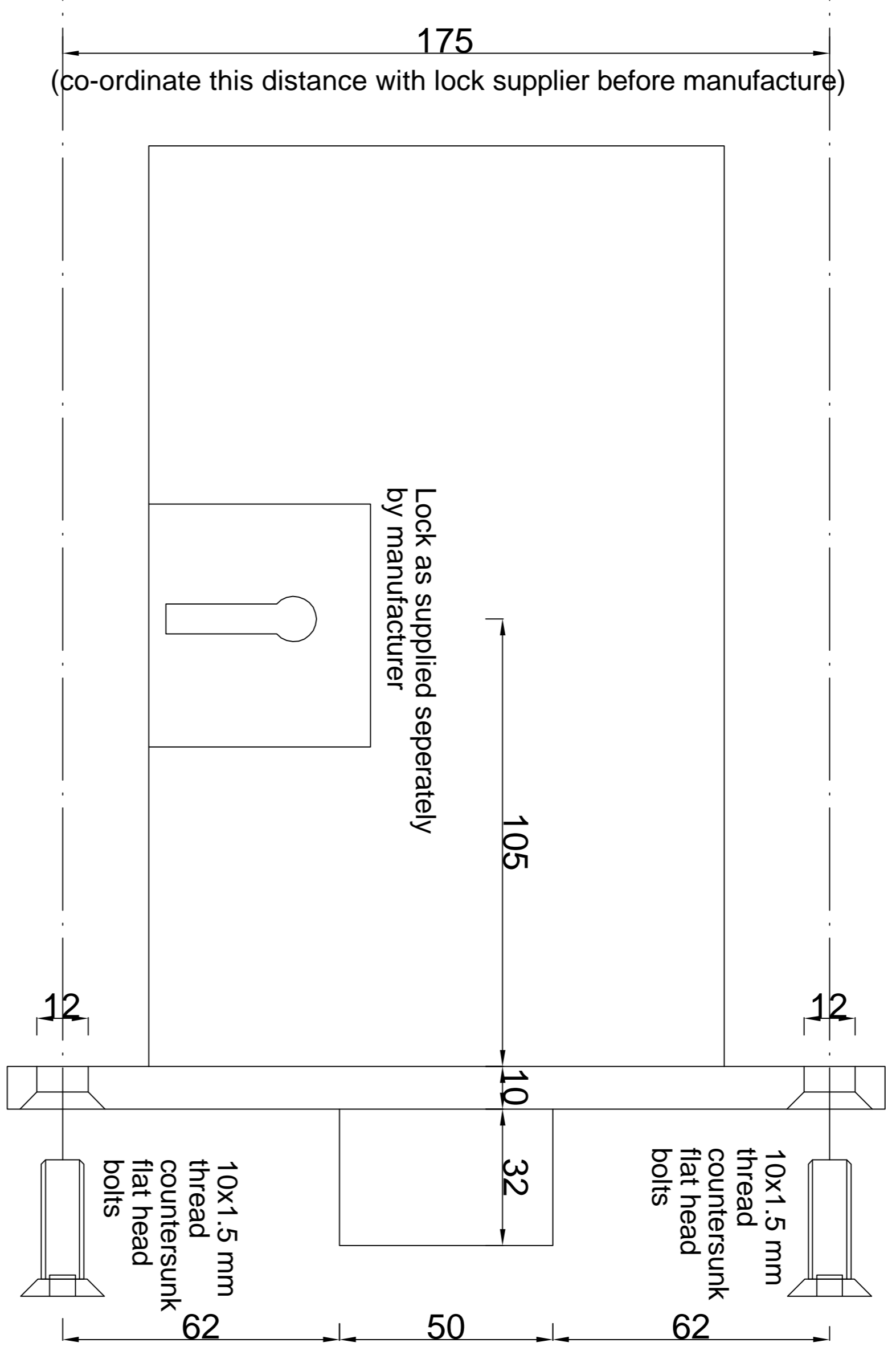
drawing title
**TYPE CELL DOOR
LOCK & LOCK BOX**

ref no _____ designed _____
scale As Shown drawn K SMART
date JULY 2012 checked _____
type number POL 2012/D5
drawing number _____

NOTE:
LOCKS AND LOCKBOXES (CAN BE SUPPLIED BY SAPS LOGISTICS (PRETORIA) WELDED INTO DOOR AND GATE. ORDER AND SUPPLIES TO BE CO-ORDINATED AND ACQUIRED BY SCM (BUILDING SERVICES) PRETORIA
TEL: (012) 841 7368, BUT PROCURED FROM THEM AGAINST THE CONTRACT BUDGET.




LOCK BOX - FRONT ELEVATION
SCALE 1 : 2

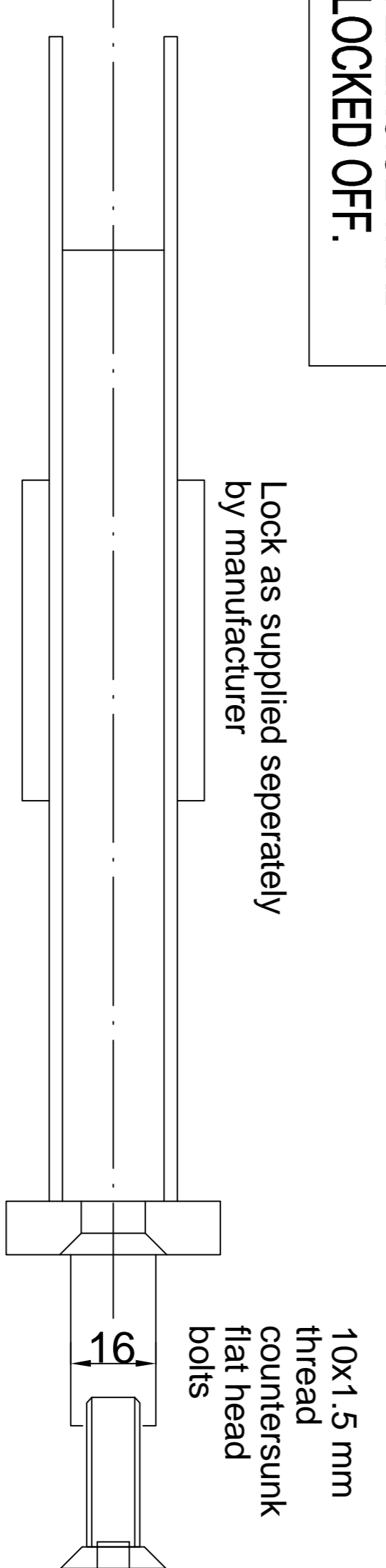


LOCK - SIDE ELEVATION
SCALE 1 : 2

NOTE:
THE CELL DOOR & GATE LOCK BOX TO HAVE A KEYHOLE ONLY ON THE EXERCISE YARD SIDE. CELL SIDE TO BE BLOCKED OFF.



LOCK BOX - TOP ELEVATION
SCALE 1 : 2



LOCK - TOP ELEVATION
SCALE 1 : 2

NO.	DATE	AMENDMENT	D.P.W.

Copyright vests in the
Department of Public Works

NOTE

References to trade names are used only to simplify detailing. Various similar and approved products are available and can be substituted with prior approval from SAPS SCM (Expert Services) Pretoria. Tel (012) 845 8726 Fax (012) 845 8762

cad file name
POL2012-D6.DRW
SECURE OFF-LOADING GATE DETAILS


DEPARTMENT OF PUBLIC WORKS
Private Bag X65
Pretoria
0001
Tel (012) 337 2000
Director-General:
T.M. Sokutu



consultant's approval

discipline
ARCHITECTURAL

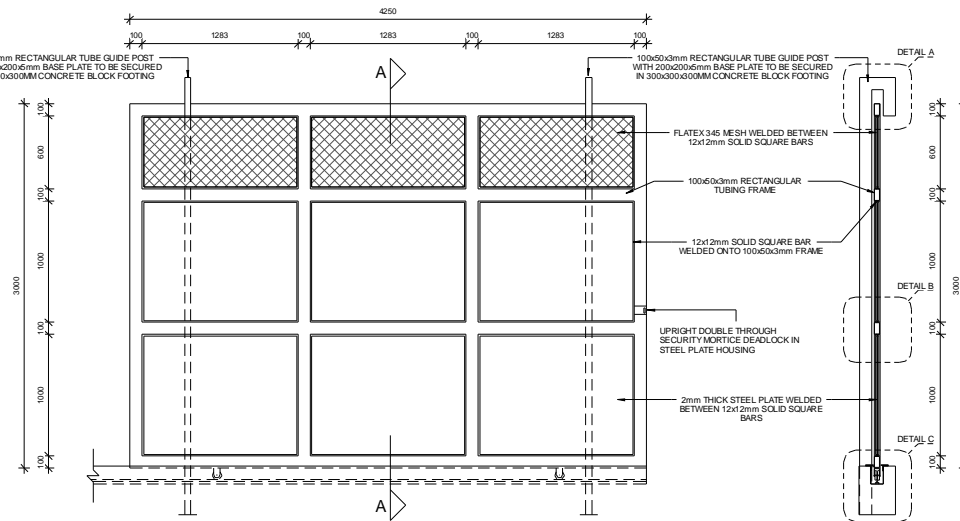
service
SOUTH AFRICAN POLICE SERVICE



WCS number

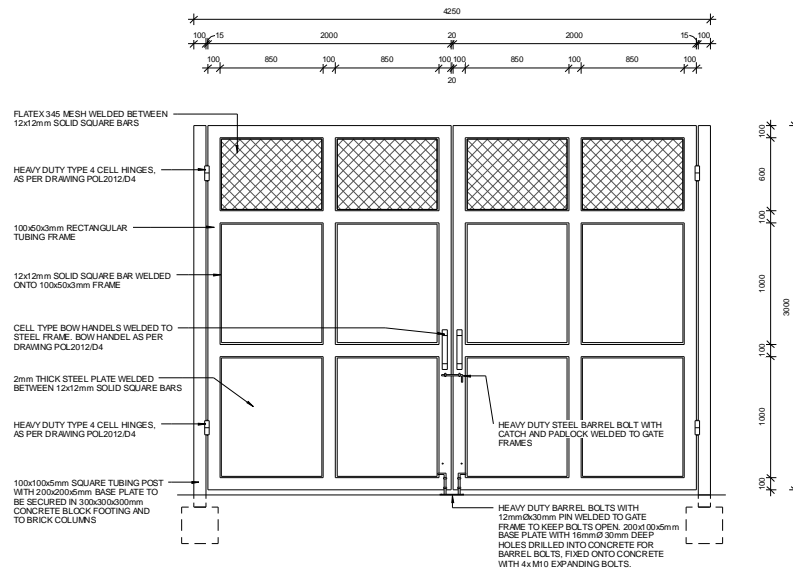
drawing title
**GATE DETAILS
SECURE OFF-LOADING AREA
ELEVATIONS, SECTION**

ref.no _____ designed _____
scale As Shown drawn K SWART
date AUG 2012 checked _____
type number
drawing number **POL 2012/D6**

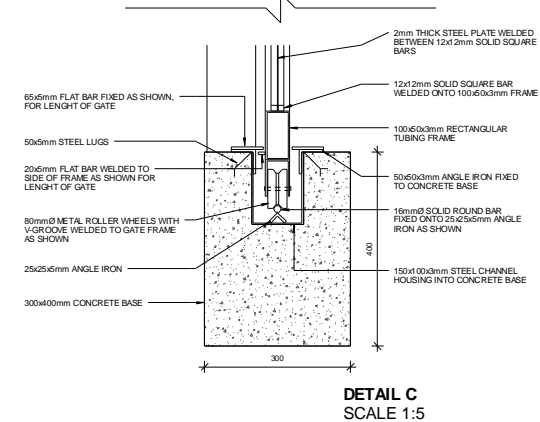
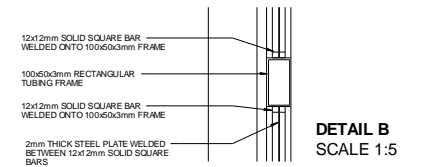
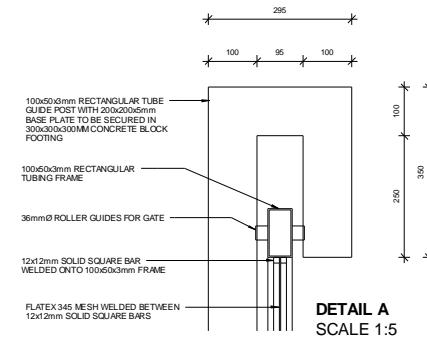


ELEVATION OF SLIDING GATE
SCALE 1:20

SECTION A-A
SCALE 1:20



ELEVATION OF SWING GATE
SCALE 1:20




DETAIL C
SCALE 1:5

STEEL GATE FINISH:
CLEAN ALL STEEL FROM DIRT AND RUST
APPLY ONE COAT RED OXIDE OR ZINCHROMATE PRU
APPLY TWO COATS GLOSS ENAMEL

NOTE
References to trade names are used only to simplify detailing. Various similar and approved products are available and can be substituted with prior approval from SAPS SCM (Expert Services) Pretoria.
Tel (012) 946 8726
Fax (012) 946 8762

cad file name
POL2012-F1.DRW
CELL BLOCK
SHELVING SECTION



consultant/departmental

discipline
ARCHITECTURAL
service

SOUTH AFRICAN
POLICE SERVICE



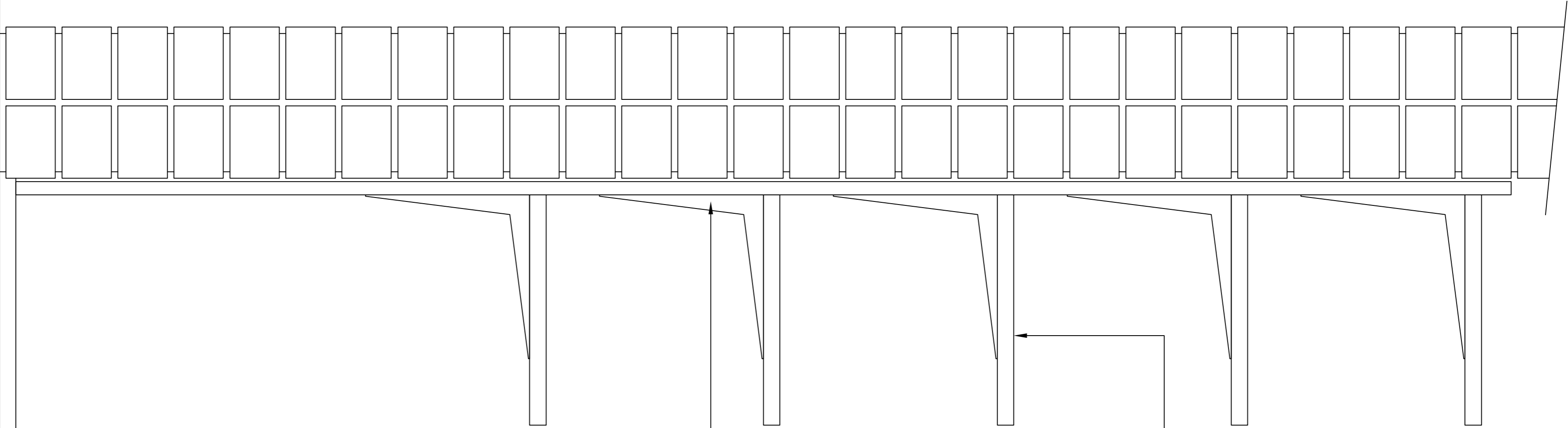
VCS number
drawing title

**TYPE CELL BLOCK
SHELVING SECTION**

rel no designed

scale As Shown drawn K SMART
date JULY 2012 checked

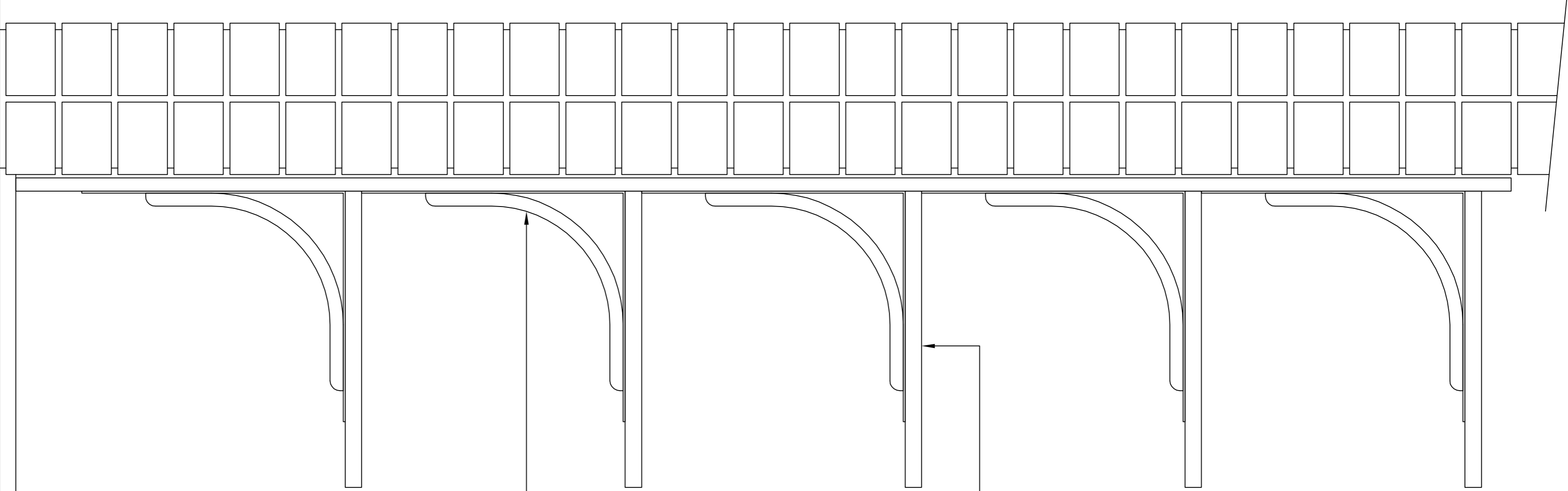
type number POL 2012/F1
drawing number



NOTE:
5x sleeves up to height of 2275 mm from finished floor level shelves to be supported with 250x250 mm mild steel supports on 50x25 mm thick strips at 1000 mm max. centres with self tapping screws

22mm thick meranti/supawood top finished and varnished with 2x polyurathane varnish fixed to bracket with 30mmxNO.6 self-tapping countersunk woodscrews.

250x250mm mild steel shelf support fixed against 50x25mm thick hardwood wood beam with self tapping wood screws.



NOTE:
5x sleeves up to height of 2275 mm from finished floor level shelves to be supported with 350x400 mm mild steel supports on 50x25 mm thick strips at 1000 mm max. centres with self tapping screws

22mm thick meranti/supawood top finished and varnished with 2x polyurathane varnish fixed to bracket with 30mmxNO.6 self-tapping countersunk woodscrews.

350x400mm mild steel shelf support fixed against 50x25mm thick hardwood wood beam with self tapping wood screws.

**+ 350mm SHELVES DETAIL IN STORE ROOM
(Pantry & Prisoners Property Store)**

SCALE 1:10

**+ 450mm SHELVES DETAIL IN STORE ROOM
(Blanket & General Stores)**

SCALE 1:10

NOTE: Measure building sizes and squareness on site before manufacturing

SEE NOTE 1

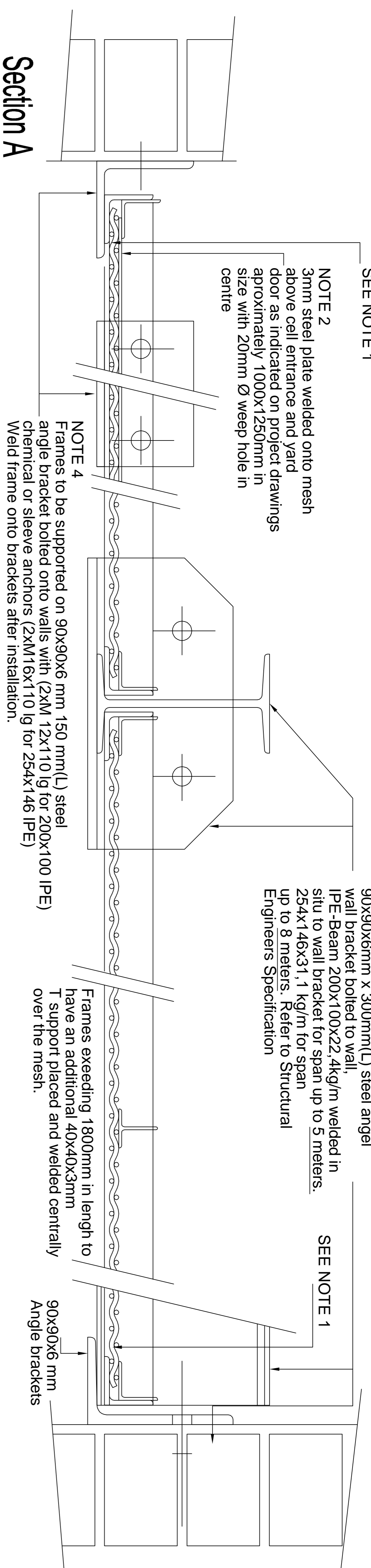
NOTE 2
3mm steel plate welded onto mesh above cell entrance and yard door as indicated on project drawings approximately 1000x1250mm in size with 20mm Ø weep hole in centre

NOTE 4
Frames to be supported on 90x90x6 mm 150 mm(L) steel angle bracket bolted onto walls with (2xM12x110 lg for 200x100 IPE) chemical or sleeve anchors (2xM16x110 lg for 254x146 IPE) Weld frame onto brackets after installation.

NOTE 3
90x90x6mm x 300mm(L) steel angel wall bracket bolted to wall, IPE-Beam 200x100x22,4kg/m welded in situ to wall bracket for span up to 5 meters. 254x146x31,1 kg/m for span up to 8 meters. Refer to Structural Engineers Specification

Frames exceeding 1800mm in length to have an additional 40x40x3mm T-support placed and welded centrally over the mesh.

90x90x6 mm Angle brackets



Section A

Detail Sections: I Beam & Bracket

Scale 1 : 5

Section B

Scale 1 : 5

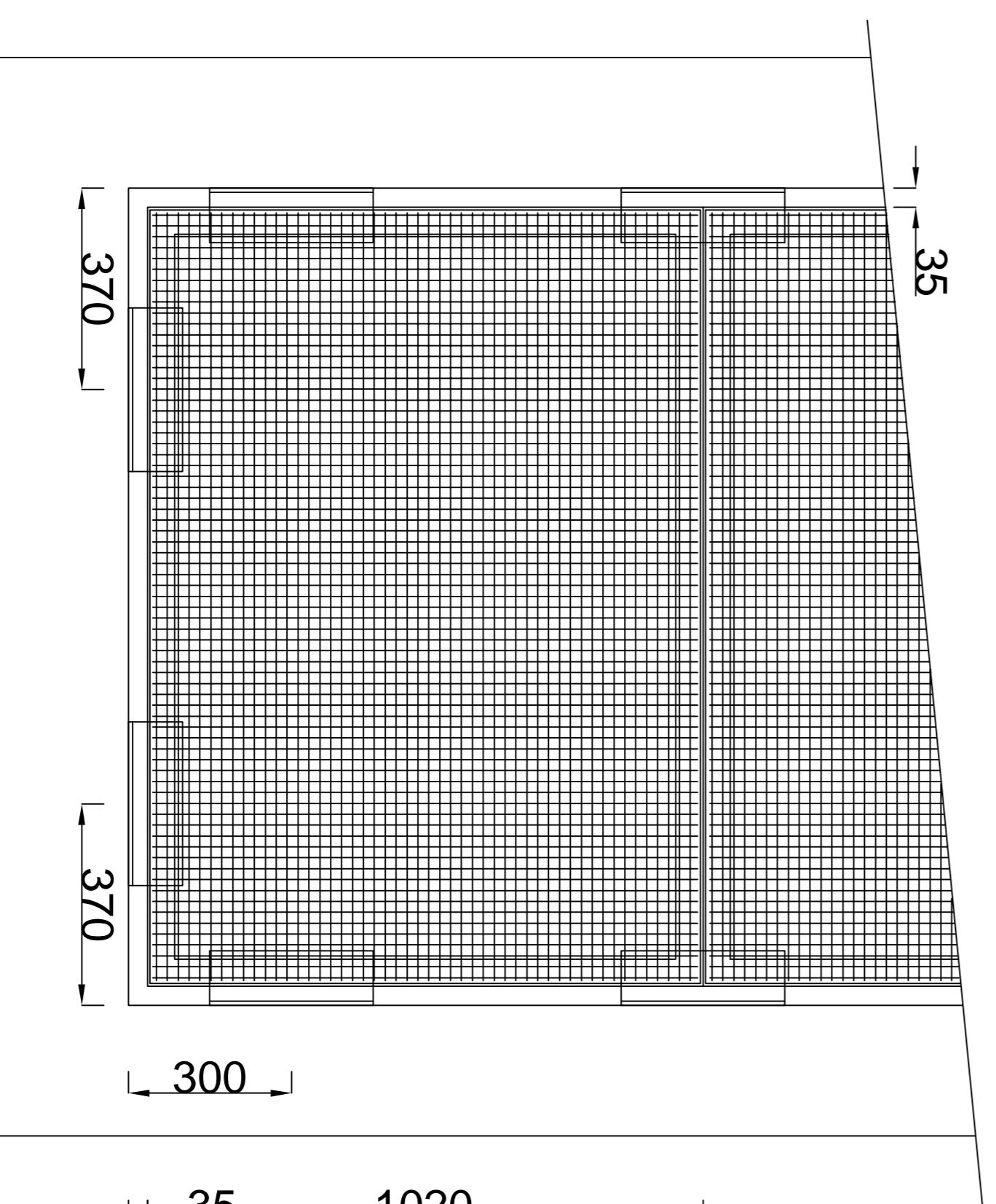
Section D

Scale 1 : 5

Section C

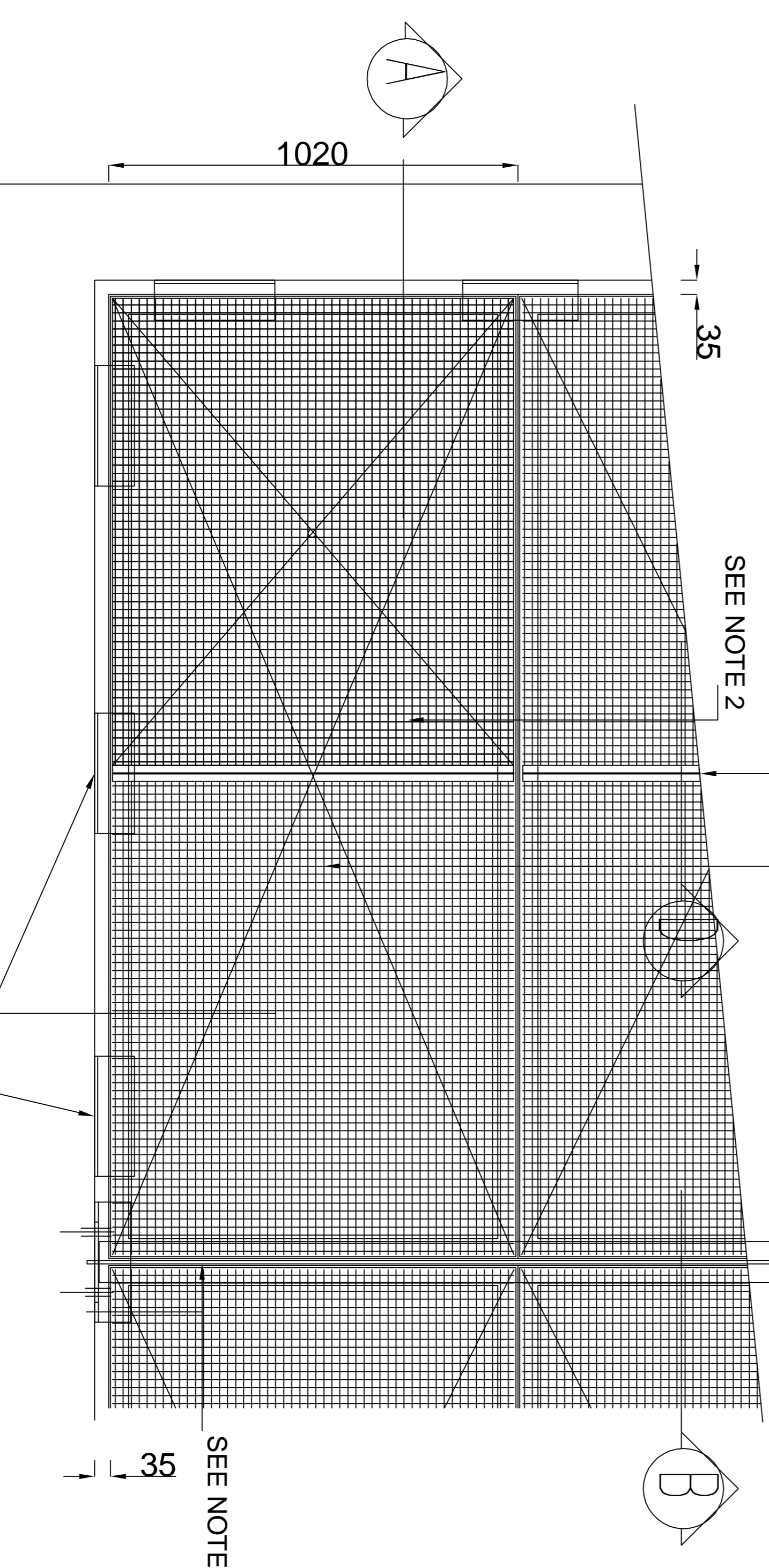
Scale 1 : 5

NOTE:
All work according to Departmental Specification PW/371
All steel to be Galvanised
All steel work to be hot dipped galvanised, all in accordance with SABS Specification 763.
- see PW/371 Section 13
Clause 13.1 to 13.3



Typical Plan: Cell Passage Overhead Security Grilles

Scale 1:20



Typical Plan: Overhead Security Grilles

Scale 1:20

Frames exceeding 1800mm in length to have an additional 40x40x3mm T-support placed and welded centrally over the mesh.

NOTE 1
Screenex Galvanised or Betatence 358 DoubleSkin Zinccalu Steel mesh or similar & approved laid into 50x50x5 mm angle iron frames in units 1020 mm wide x 2500 mm maximum long into pattern as indicated on the project drawings. Mesh welded into frame and sandwiched between second frame. 40x40x3 mm angle welded to mesh and main frame. Frames exceeding 1800 mm in length to have an additional 40x40x3 mm angle T-support placed and welded centrally onto the mesh.

SEE NOTE 2

SEE NOTE 3


SEE NOTE 4

NO.	DATE	AMENDMENT	D.P.W.

Copyright vests in the
Department of Public Works

NOTE
References to trade names are used only to simplify detailing. Various similar and approved products are available and can be substituted with prior approval from SAPS SCM (Expert Services) Pretoria.
Tel (012) 945 8726
Fax (012) 945 8762

cad file name
POL2012-G1.DRW
OVERHEAD GRILLES



consultant/departmental

discipline
ARCHITECTURAL
service

SOUTH AFRICAN
POLICE SERVICE



WCS number
drawing title

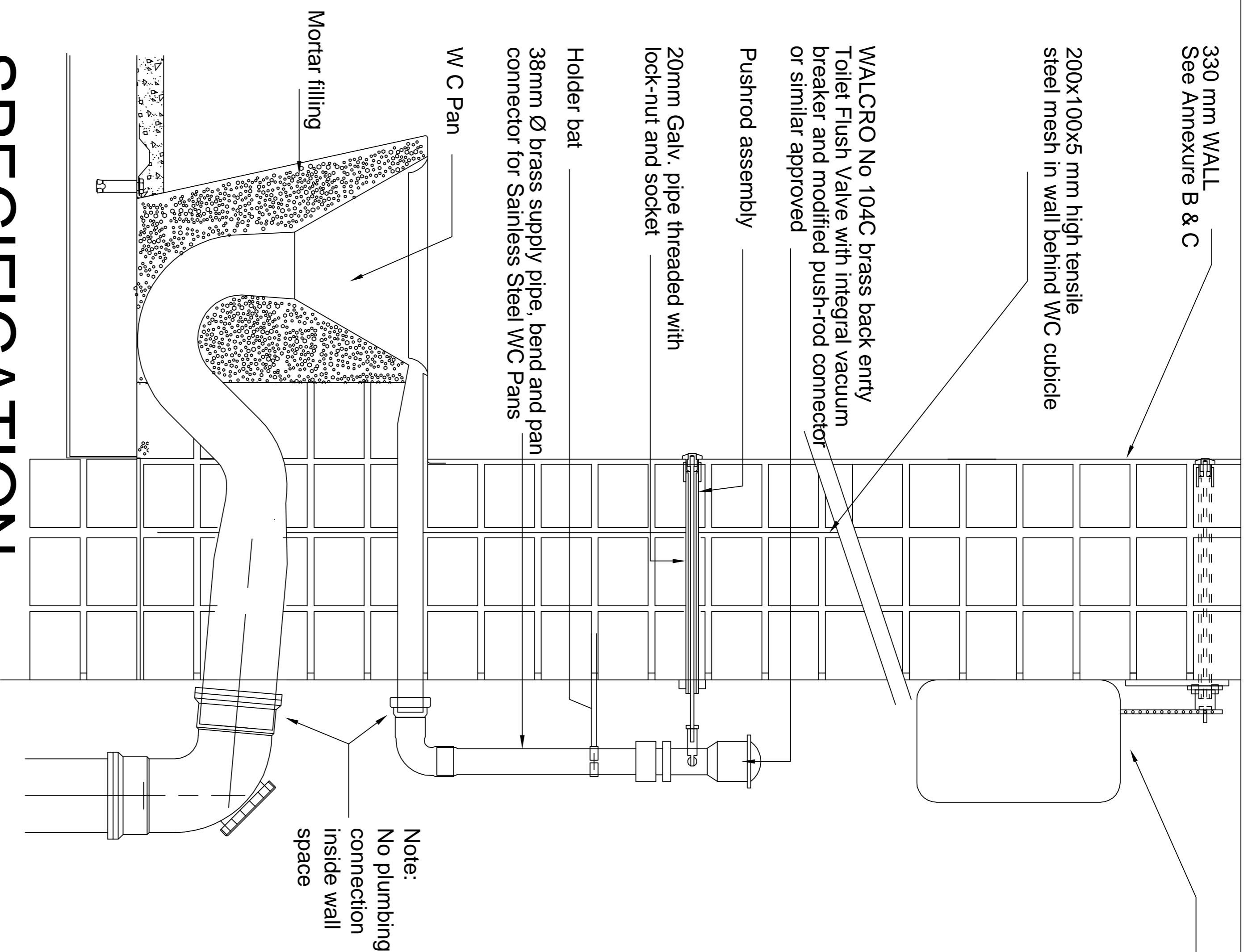
TYPE CELL
OVERHEAD GRILLES

ref no
scale
date
type number
drawing number

designed
drawn
checked
drawing number

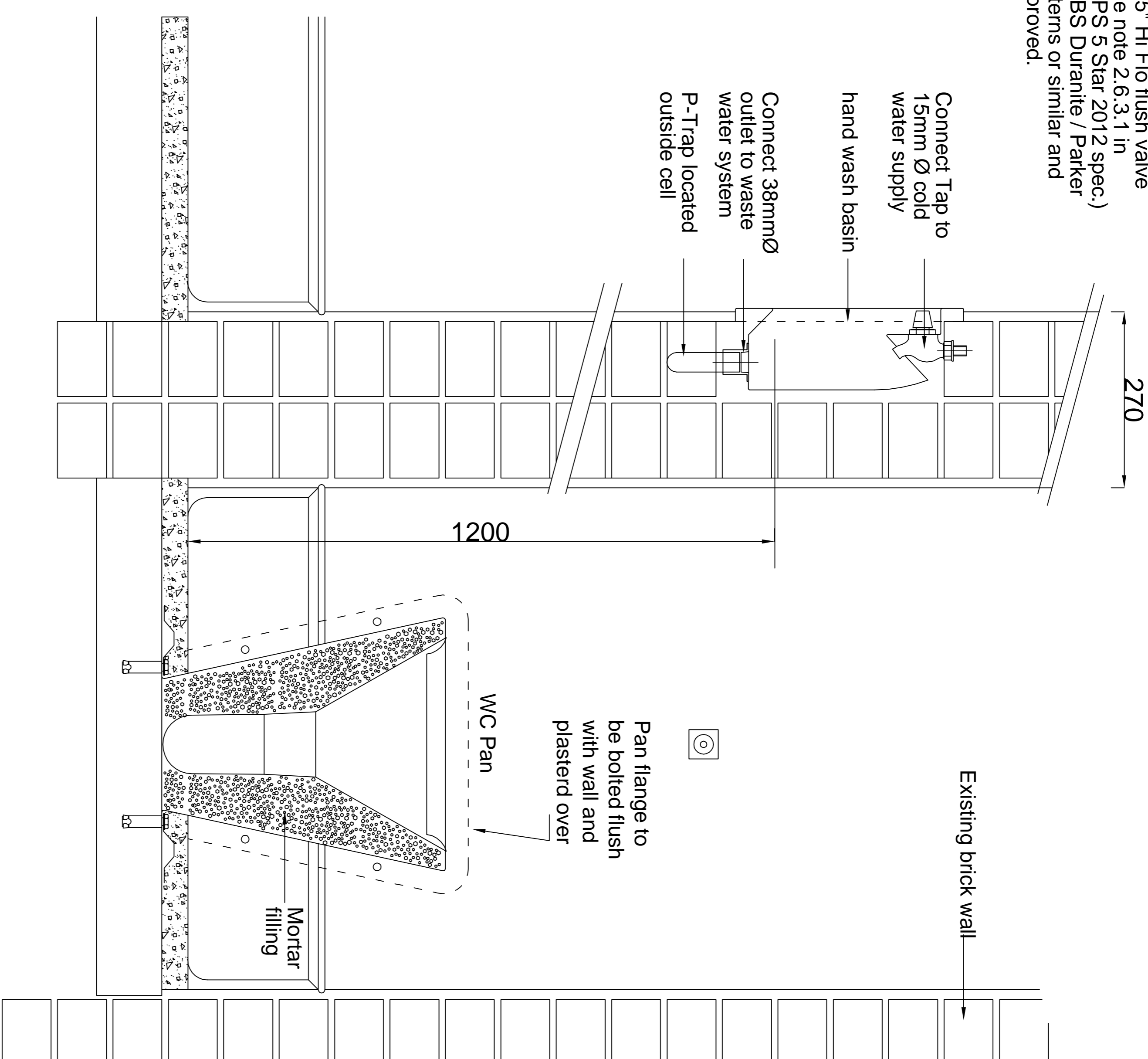
As Shown
JULY 2012
POL 2012/G1

K SMART



Alternately in areas with a high lime content use low level cistern with 1.75" Hi Flo flush valve (see note 2.6.3.1 in SAPS 5 Star 2012 spec.) SABS Duranite / Parker cisterns or similar and approved.

Connect Tap to 15mm Ø cold water supply
hand wash basin
Connect 38mmØ outlet to waste water system
P-Trap located outside cell



SPECIFICATION

OVE Model OSPA1 or FRANKE Model 356185 or similar and approved vandal proof WC pan manufactured from 1.2mm grade 304 (18/10) stainless steel, fully welded and polished to a no.4 satin finish, L=485mm, W=390mm, H=435mm with circular flushing rim & bowl, full flow P-trap, 38mmØ supply flush pipe. Both with sufficient length to protrude through the wall.
(All connections to be outside). Integral 35mm wide fixing flange to bottom sides & top, 7 times bolted to wall & floor complete with expanded metal mesh for mechanical bond for plaster/screed to the pan flange. Required pipe lengths to be determined on site.

WALCRO No104C or similar and approved brass back entry non hold open Toilet Flush Valve with integral vacuum breaker & modified push-rod connector, complete with 38mm flushpipe, bend & pan connector.
Prison type brass finished ECONOFLUSH as type KF3.404 is an approved alternative including elbow, Straight pipe and pan connector

SECTION THROUGH TOILET CUBICLE WITH WASH HAND BASIN DETAIL (Drinking Fountain)

SCALE 1 : 10

WC PAN DETAIL SECTION

SCALE 1 : 10

NO.	DATE	AMENDMENT	D.P.M.

Copyright vests in the
Department of Public Works

NOTE

References to trade names are used only to simplify detailing. Various similar and approved products are available and can be substituted with prior approval from SAPS SCM (Expert Services) Pretoria.
Tel (012) 946 8726
Tel (012) 946 8725
Fax (012) 946 8762

cad file name
POL2012-S1.DRW
WC PAN DETAIL SECTION
& ELEVATION



DEPARTMENT OF
PUBLIC WORKS
Private Bag X65
Pretoria
0001
Tel (012) 337 2000
Director-General:
T.M. Sokoitu

consultant/departmental

discipline
ARCHITECTURAL

service

SOUTH AFRICAN
POLICE SERVICE



drawing title

TYPE CELL WC PAN
DETAIL SECTION
& ELEVATION

scale

As Shown
JULY 2012
checked
designed
K SMART

date

type number
POL 2012/S1

drawing number


NO.	DATE	AMENDMENT	D.P.W.

Copyright vests in the
Department of Public Works

NOTE

References to trade names are used only to simplify detailing. Various similar and approved products are available and can be substituted with prior approval from SAPS SCM (Expert Services) Pretoria.
Tel (012) 345 8726
Fax (012) 945 8782

sheet file name
POL2012-S2.DRW
HAND WASH BASIN
(Drinking Fountain)




consultant/departmental

discipline
ARCHITECTURAL

service

SOUTH AFRICAN
POLICE SERVICE



WCS number

drawing title

TYPE CELL
HAND WASH BASIN
(Drinking Fountain)

ref.no

designed

scale
As Shown

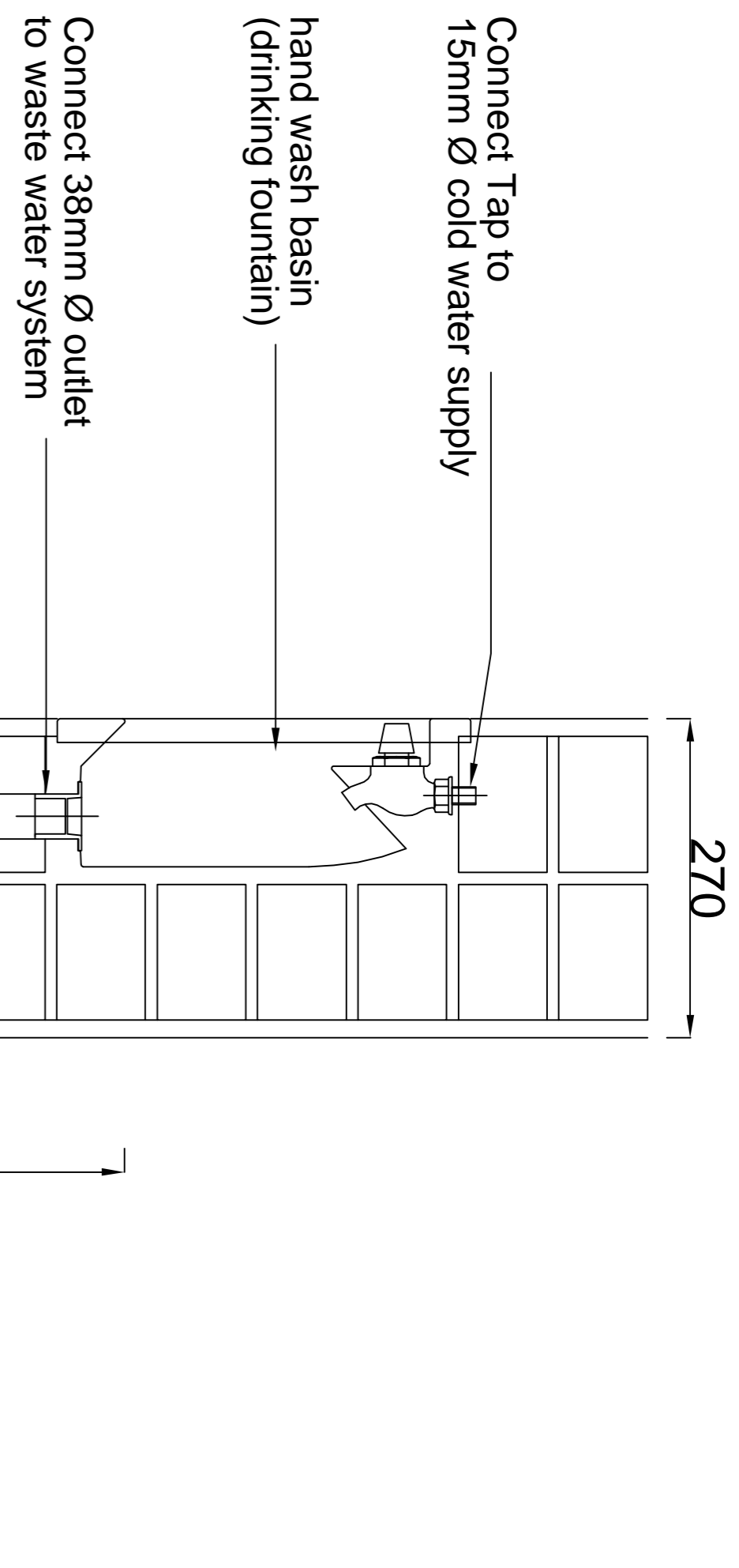
drawn
K SWART

date
JULY 2012

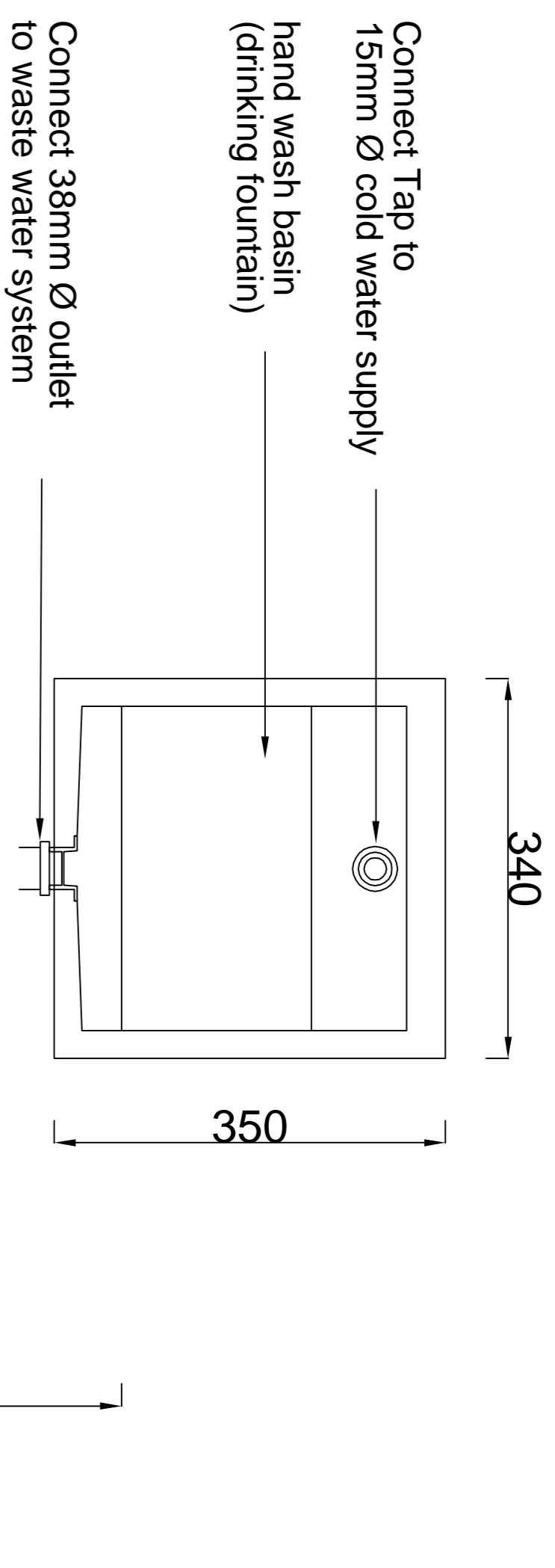
checked

type number
POL 2012/S2

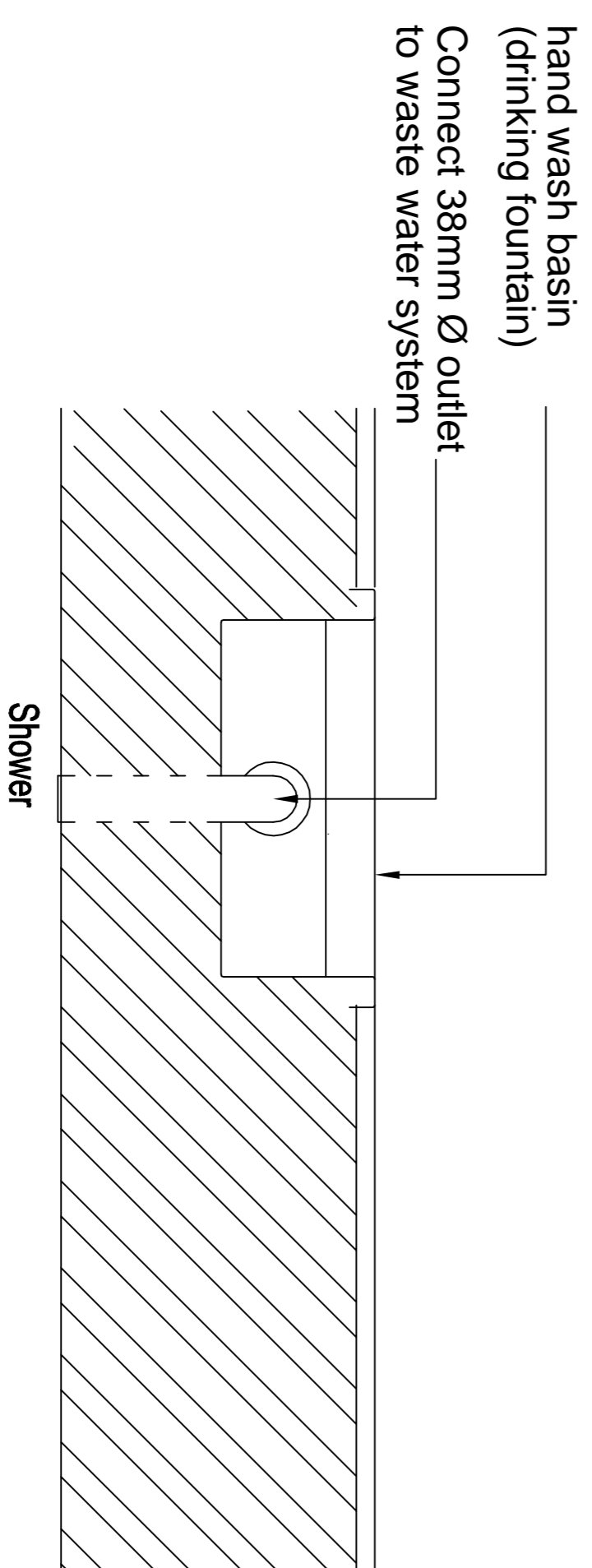
drawing number



HAND WASH BASIN DETAIL
(Drinking Fountain)
SECTION
SCALE 1 : 10



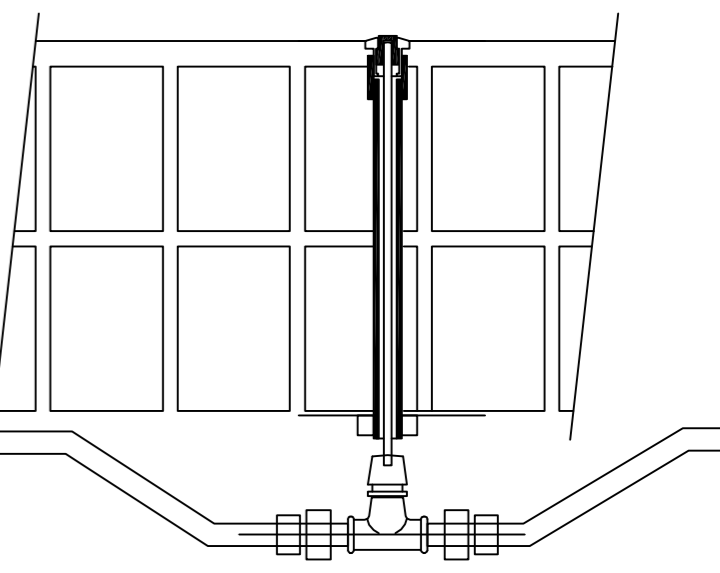
HAND WASH BASIN DETAIL
(Drinking Fountain)
ELEVATION
SCALE 1 : 10



HAND WASH BASIN DETAIL
(Drinking Fountain)
PLAN
SCALE 1 : 10

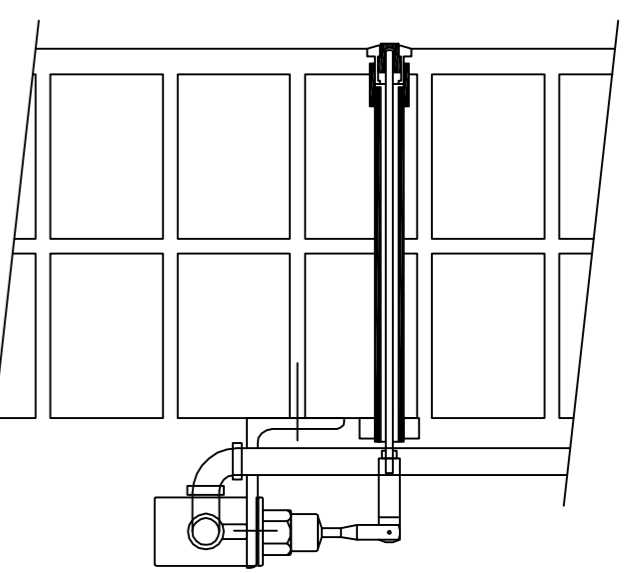
SPECIFICATION

OVE Model OSB1A/125 or similar and approved vandal proof hand wash basin manufactured from 102 mm Grade 304 AISI (18/10) stainless steel; fully welded and polished to a no. 4 satin finish; size 340x350x125 mm, including a fitted 15 mm push-button tap mounted at top with 38 mm CP brass waste outlet, built flush into brick wall and secured with steel lugs.



Alternative layout for low quality water supply to existing Showers (outside of cell block only)

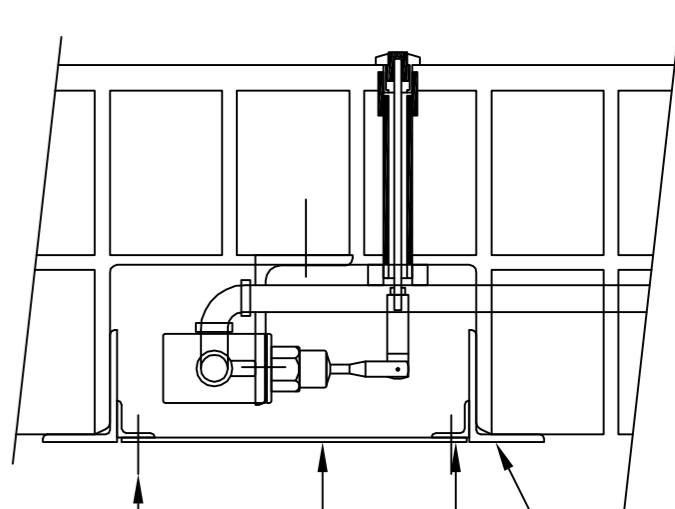
In-Line Demand non hold open type stopcock as Walcro type 111D with prison type push rod assembly or similar and approved, with unions both sides for servicing



Alternative for existing Showers with surface piping layout (outside of cell block only)

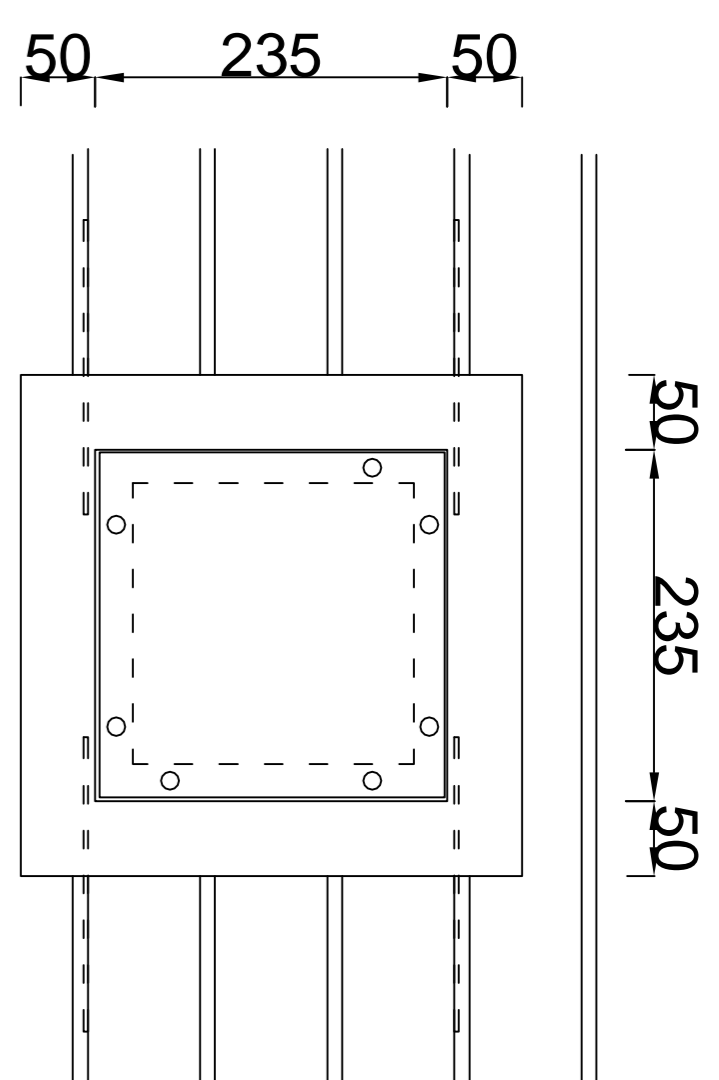
Push-button metering non hold open valve as Walcro 150 C with prison type push rod assembly or similar and approved. Secured to wall with 100x65x7mm MS angle 100mm long and shaped around valve

Push-button metering non hold open valve as Walcro 150 C with prison type push rod assembly or similar and approved. Secured to wall with 100x65x7mm MS angle 100mm long and shaped around valve

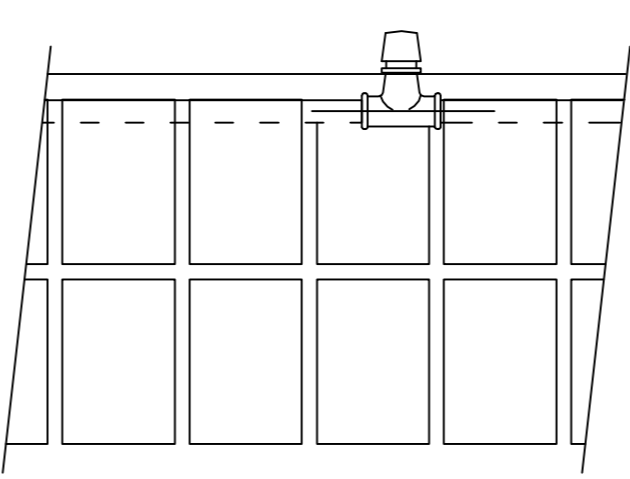


Section

Alternative for existing Showers with concealed piping layout with Service Hatch (in secure passages only)

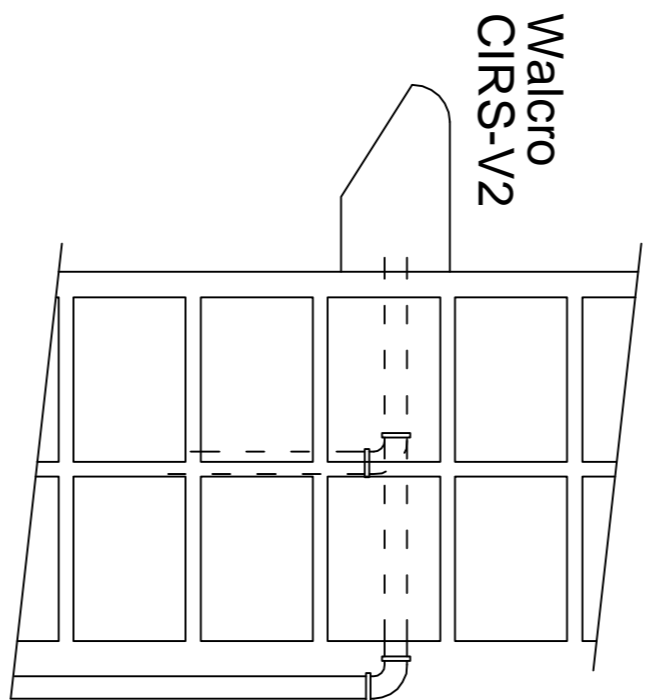


Elevation



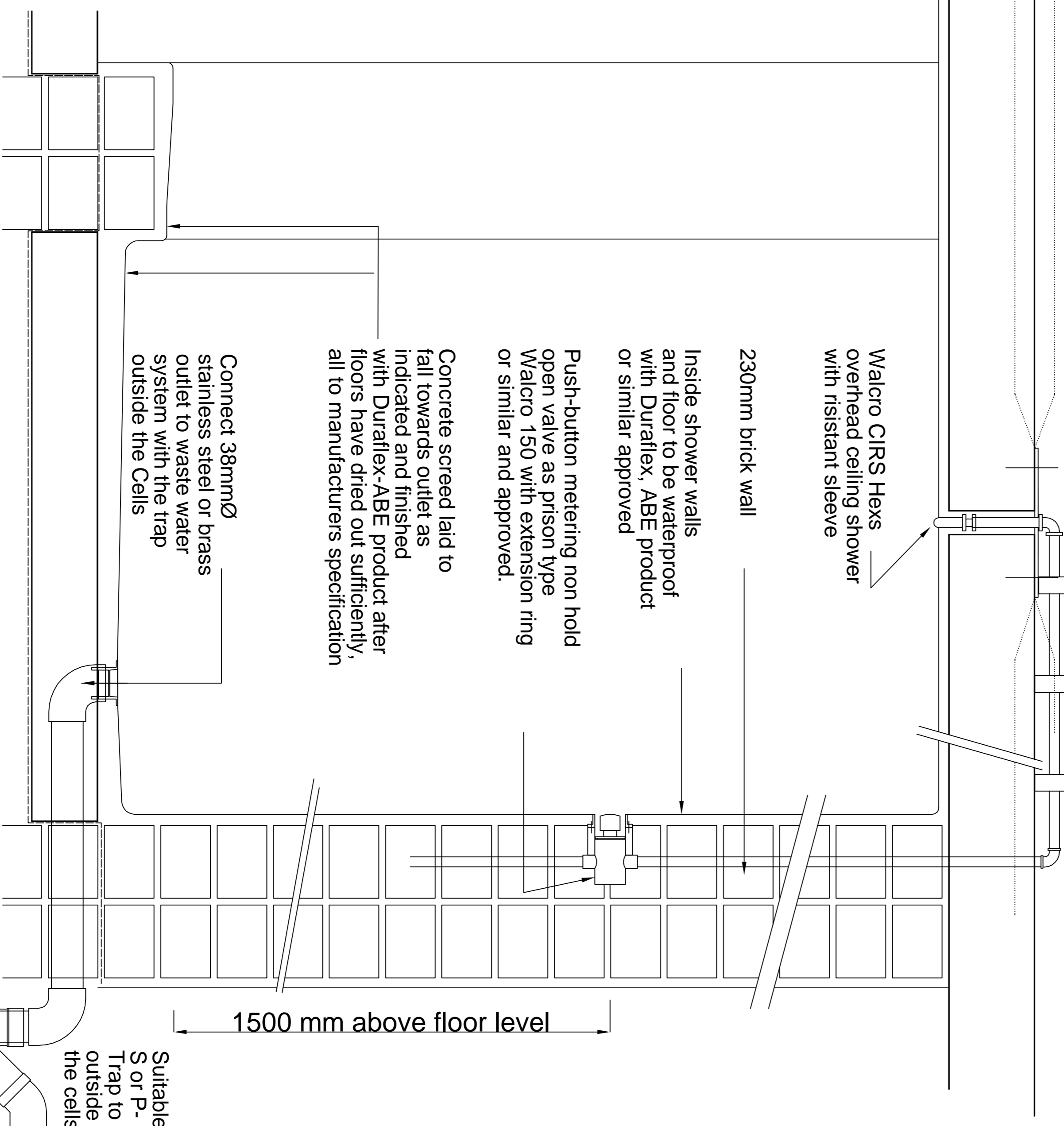
Alternative for Shower concealed piping layout within Cells for low quality water supply

In-Line Demand non hold open type stopcock as Walcro type 111D or similar and approved.



Alternative for Shower Rose in existing Cell Blocks

Walcro metering Shower rose CIR-S-V2 with 150NHS shower valve or similar and approved min 2400mm above FFL



SHOWER DETAIL - SECTION

SCALE 1 : 10


NO.	DATE	AMENDMENT	D.P.W.

Copyright vests in the Department of Public Works

NOTE


References to trade names are used only to simplify detailing. Various similar and approved products are available and can be substituted with prior approval from SAPS SCM (Expert Services) Pretoria. Tel (012) 945 8726 Fax (012) 945 8762

cad file name
POL2012-S3.DRW
CELL SHOWER DETAILS & SECTION



DEPARTMENT OF PUBLIC WORKS
Private Bag X65
Pretoria
0001
Tel (012) 337 2000
Director-General:
T.M. Sokutu

discipline ARCHITECTURAL
service SOUTH AFRICAN POLICE SERVICE



consultant/departmental

WCS number
drawing title
TYPE CELL SHOWER DETAILS & SECTION

ref no	designed
scale As Shown	drawn K SMART
date JULY 2012	checked
type number POL 2012/S3	drawing number

NOTE:
All hardwood to be prepared and varnished with 2 coats polyurethane varnish

DETAINEE SIDE

Concrete Slab to Structural Engineers detail
VISITORS SIDE

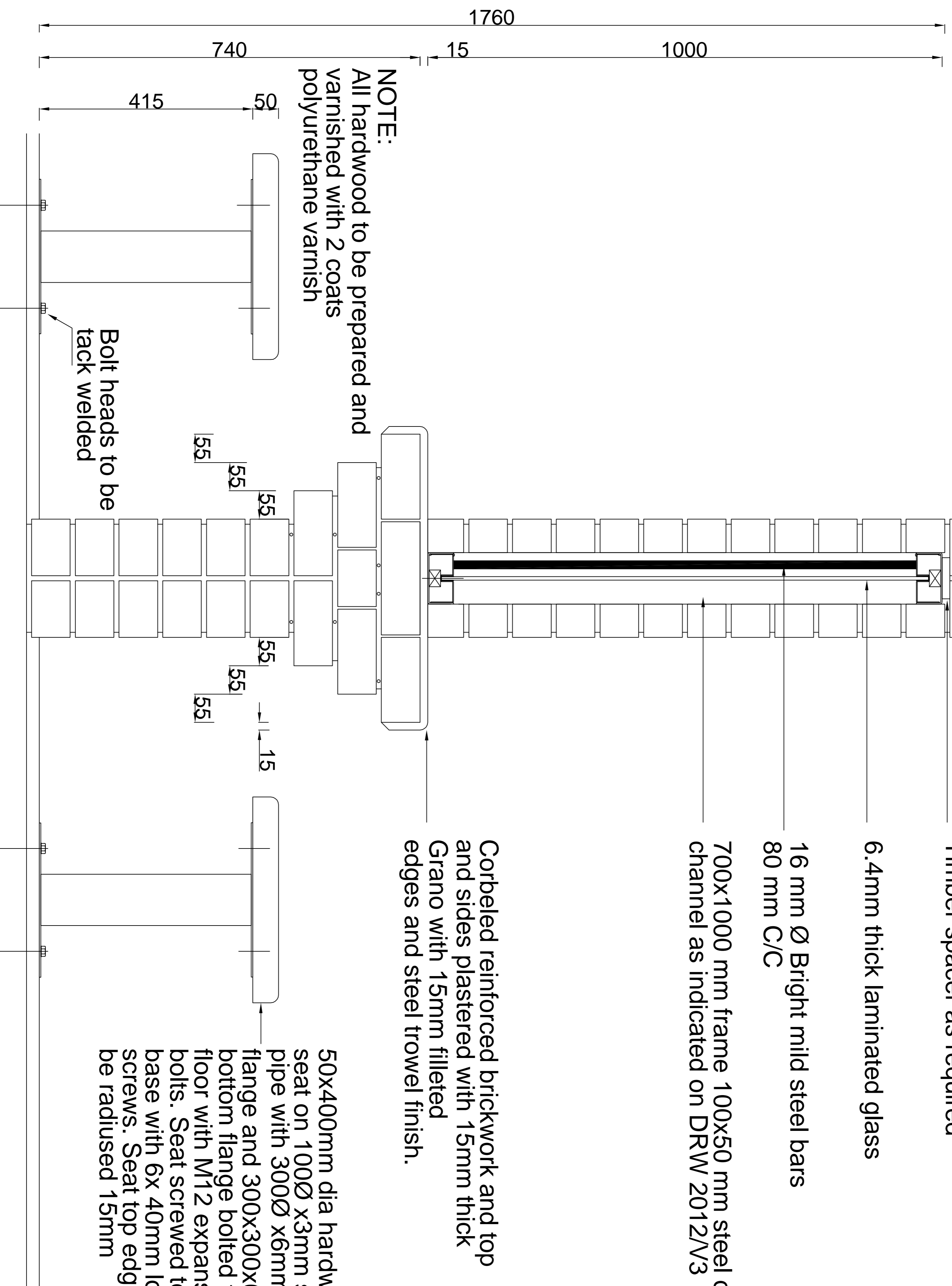
Timber spacer as required
6.4mm thick laminated glass
16 mm Ø Bright mild steel bars
80 mm C/C
700x1000 mm frame 100x50 mm steel open channel as indicated on DRW 2012/V3

Corbeled reinforced brickwork and top and sides plastered with 15mm thick Grano with 15mm filleted edges and steel trowel finish.

50x400mm dia hardwood seat on 100Ø x3mm steel pipe with 300Ø x6mm top flange and 300x300x6mm bottom flange bolted to floor with M12 expansion bolts. Seat screwed to base with 6x 40mm long wood screws. Seat top edges to be radiused 15mm

NOTE:
All hardwood to be prepared and varnished with 2 coats polyurethane varnish

Bolt heads to be tack welded



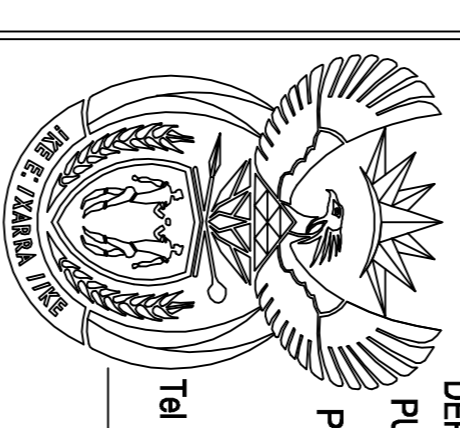
SECTION THROUGH VISITORS COUNTER
SCALE 1:10

NO. DATE AMENDMENT D.P.M.

Copyright vests in the
Department of Public Works

NOTE
References to trade names are used only to simplify detailing. Various similar and approved products are available and can be substituted with prior approval from SAPS SOM (Expert Services) Pretoria.
Tel (012) 945 8726
Fax (012) 945 8782

cad file name
POL2012-V1.DRW
VISITORS COUNTER
SECTION



DEPARTMENT OF
PUBLIC WORKS
Private Bag X65
Pretoria
0001
Tel (012) 337 2000
Director-General:
T.M. Sodikulu

consultant/departmental

discipline
ARCHITECTURAL
service
SOUTH AFRICAN
POLICE SERVICE



VCS number
drawing title

**TYPE CELL
VISITORS COUNTER
SECTION**

rel no designed
scale As Shown drawn K SMART
date JULY 2012 checked
type number POL 2012/V1
drawing number

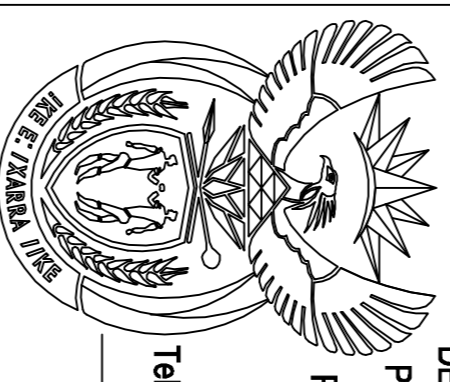
NO.	DATE	AMENDMENT	D.P.W.

Copyright vests in the
Department of Public Works

NOTE


References to trade names are used only to simplify detailing. Various similar and approved products are available and can be substituted with prior approval from SAPS SCM (Expert Services) Pretoria.
Tel (012) 845 8726
Tel (012) 845 8726
Fax (012) 845 8762

cad file name
POL2012-V2.DRW
VISITORS COUNTER
PLAN

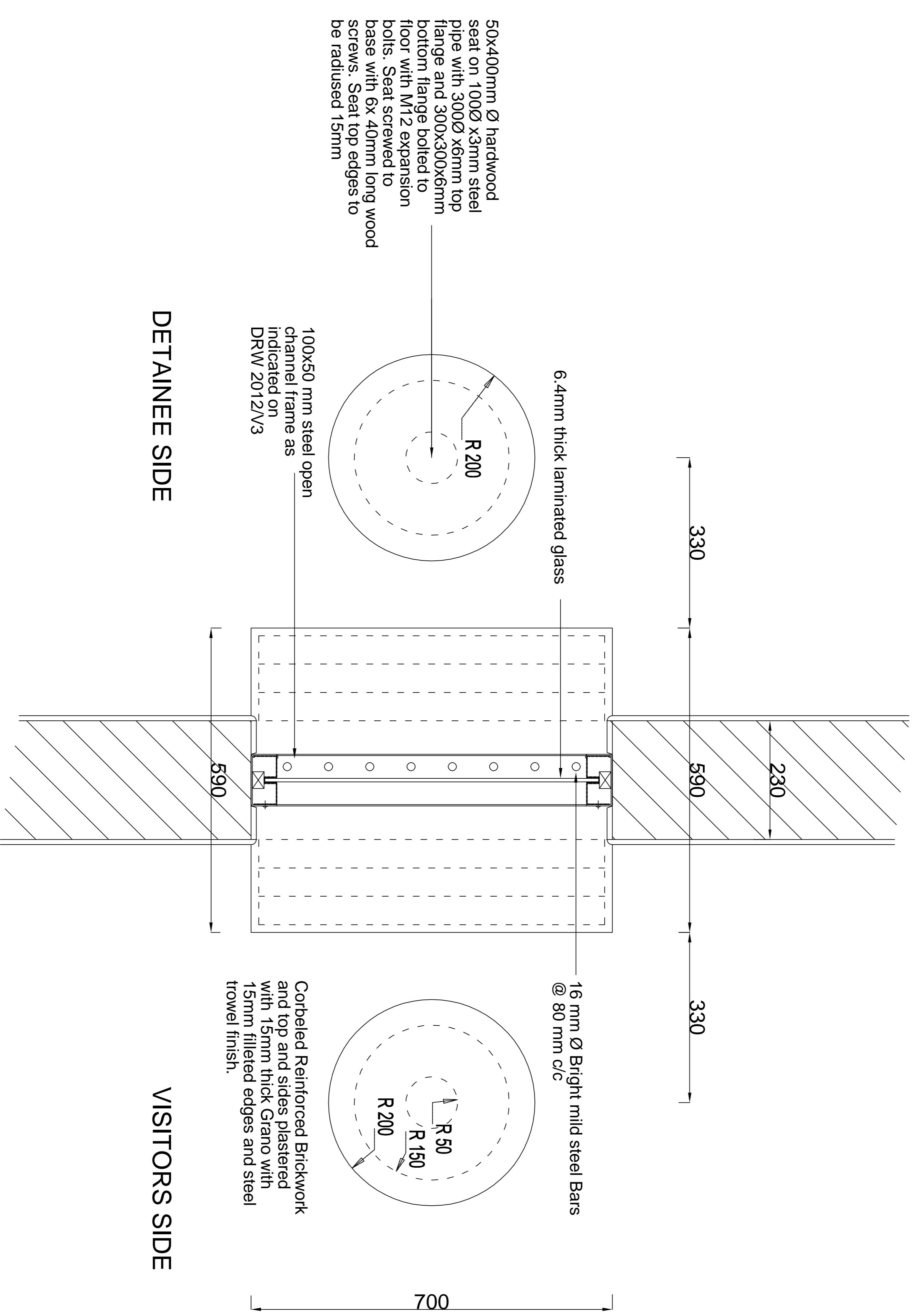


DEPARTMENT OF
PUBLIC WORKS
Private Bag X65
Pretoria
0001
Tel (012) 337 2000
Director-General:
T.M. Sokutu

consultant/departmental
discipline
ARCHITECTURAL
service
SOUTH AFRICAN
POLICE SERVICE

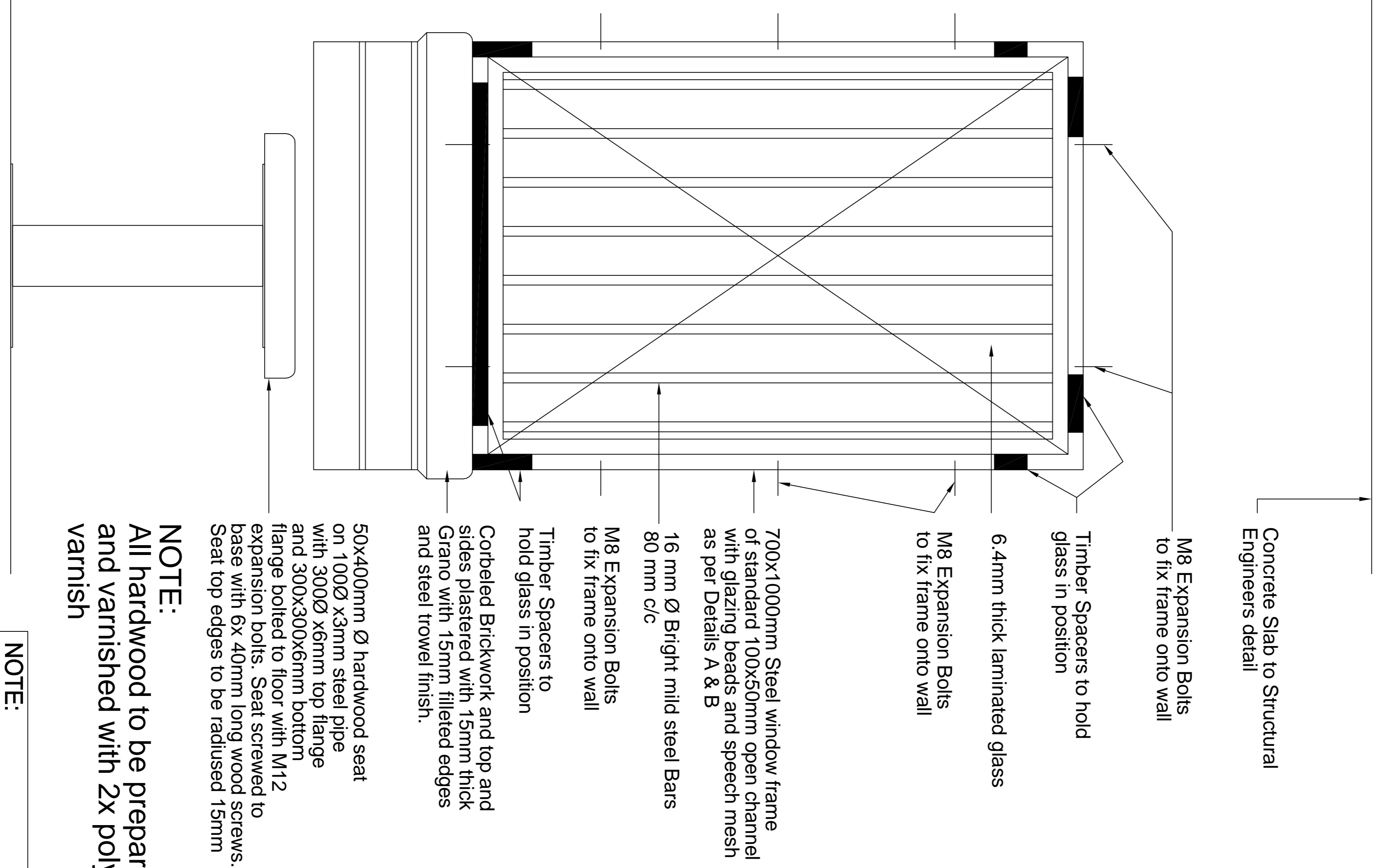


WCS number
drawing title
TYPE CELL
COUNTER FOR
VISITORS - PLAN
ref no
designed
scale
As Shown
drawn
K SMART
date
JULY 2012
checked
type number
POL 2012/V2
drawing number



PLAN OF VISITORS COUNTER
SCALE 1:10

NOTE: Plastered wall option shown
 Facebook option see DRW POL 2012/V1



NOTE:
 All hardwood to be prepared and varnished with 2x polyurethane varnish

NOTE:
 All work according to Departmental Specification PW 371

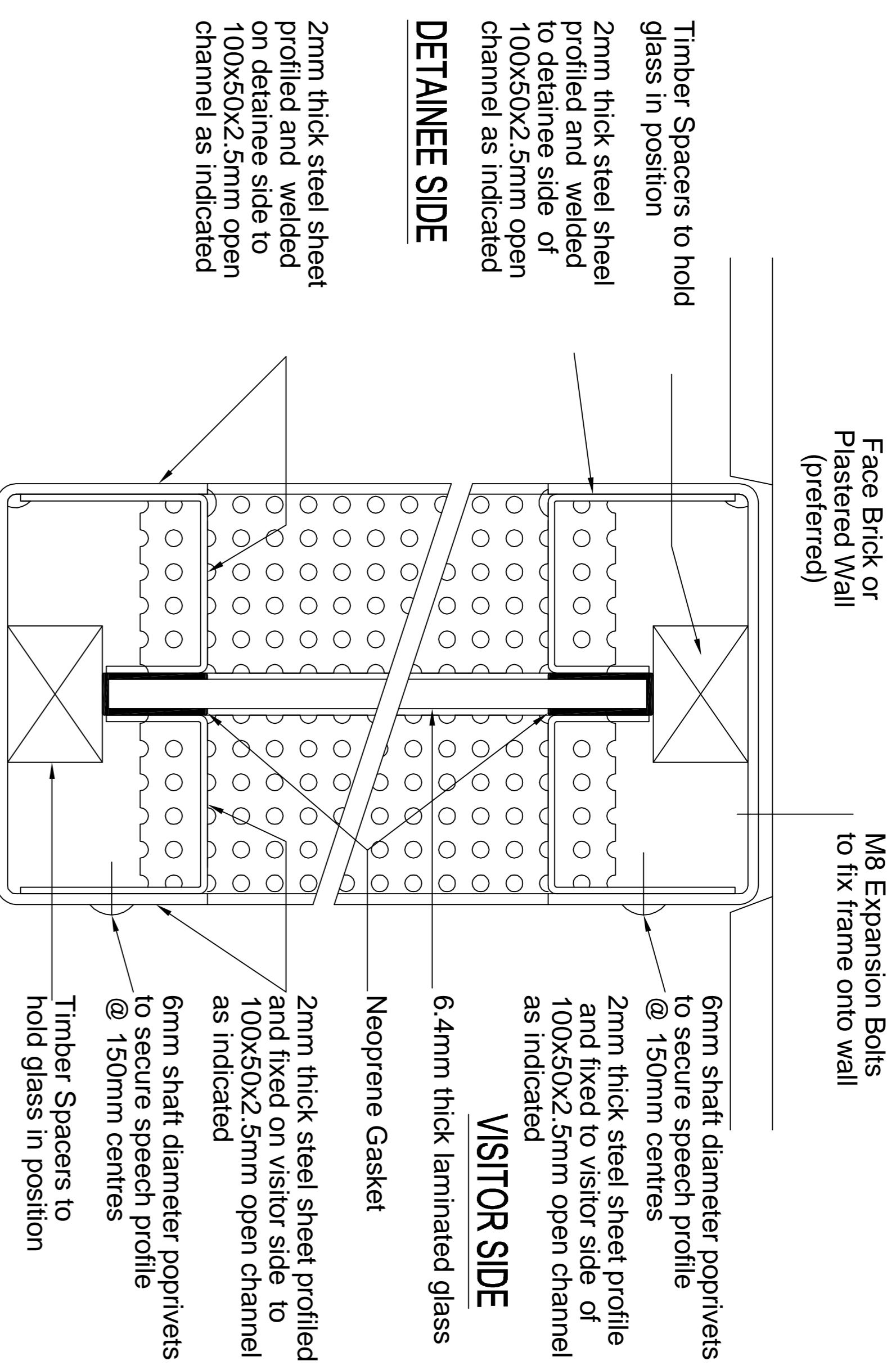
All steel to be Galvanised

All steel work to be hot dipped galvanised, all in accordance with SANS Specification 121 (SABS ISO 1461).

- see PW 371 Section 12
 Clause 12.1 to 12.3

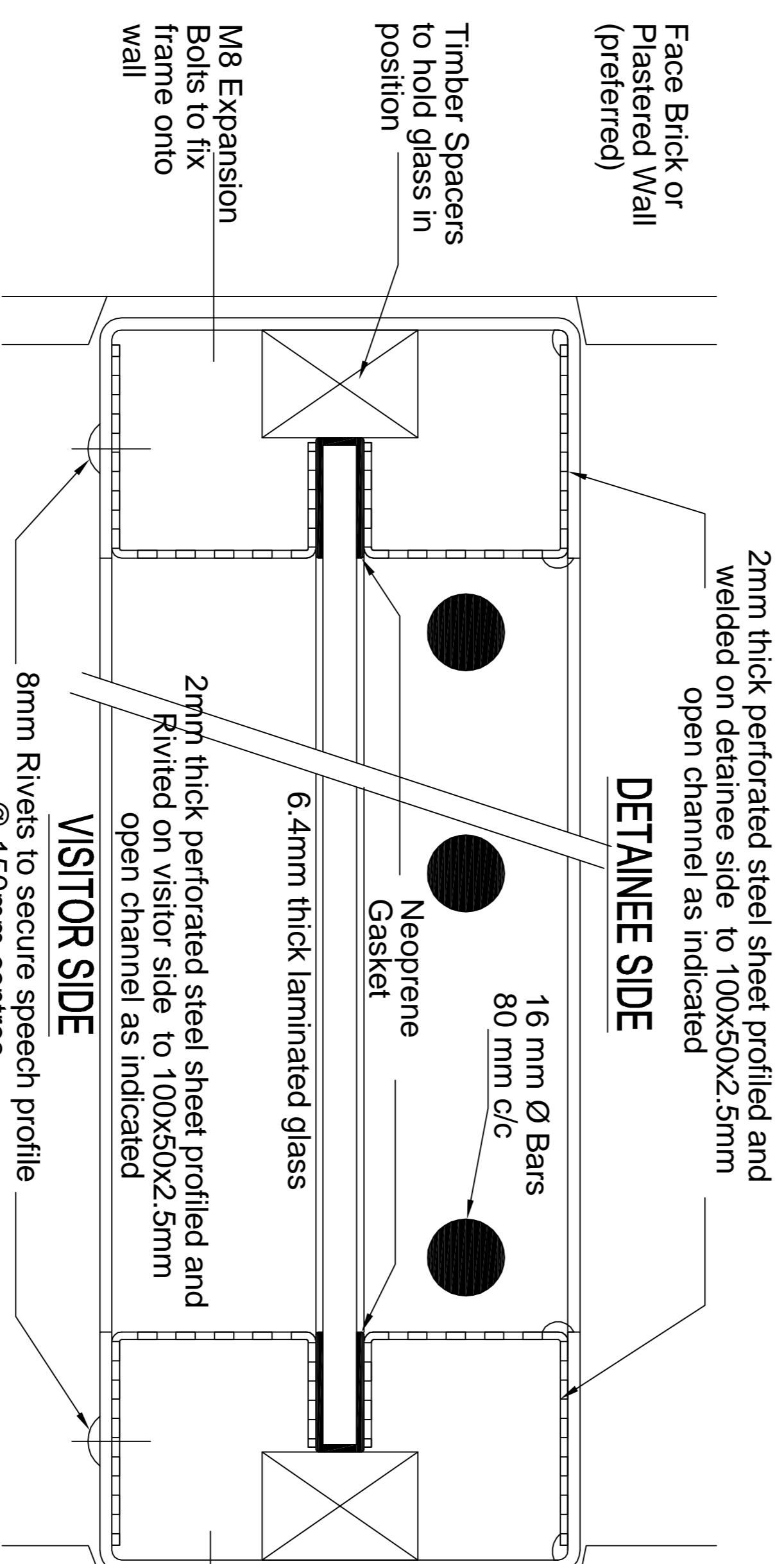
ELEVATION: VISITORS COUNTER

SCALE 1:10



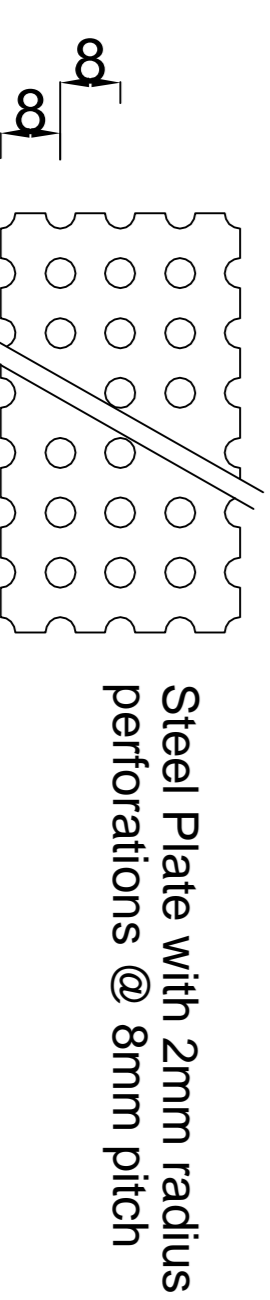
Top & Bottom Detail B through Frame

SCALE 1:2



Side Detail A through Speech Frame

SCALE 1:2



Speech Screen Aperture Detail

SCALE 1:2

NO.	DATE	AMENDMENT	D.P.W.

Copyright vests in the
 Department of Public Works


NOTE

References to trade names are used only to simplify detailing. Various similar and approved products are available and can be substituted with prior approval from SAPS SCM (Expert Services) Pretoria.
 Tel (012) 945 8726
 Fax (012) 945 8762

cad file name
 POL2012-V3.DRW
 VISITORS COUNTER
 ELEVATION & DETAILS

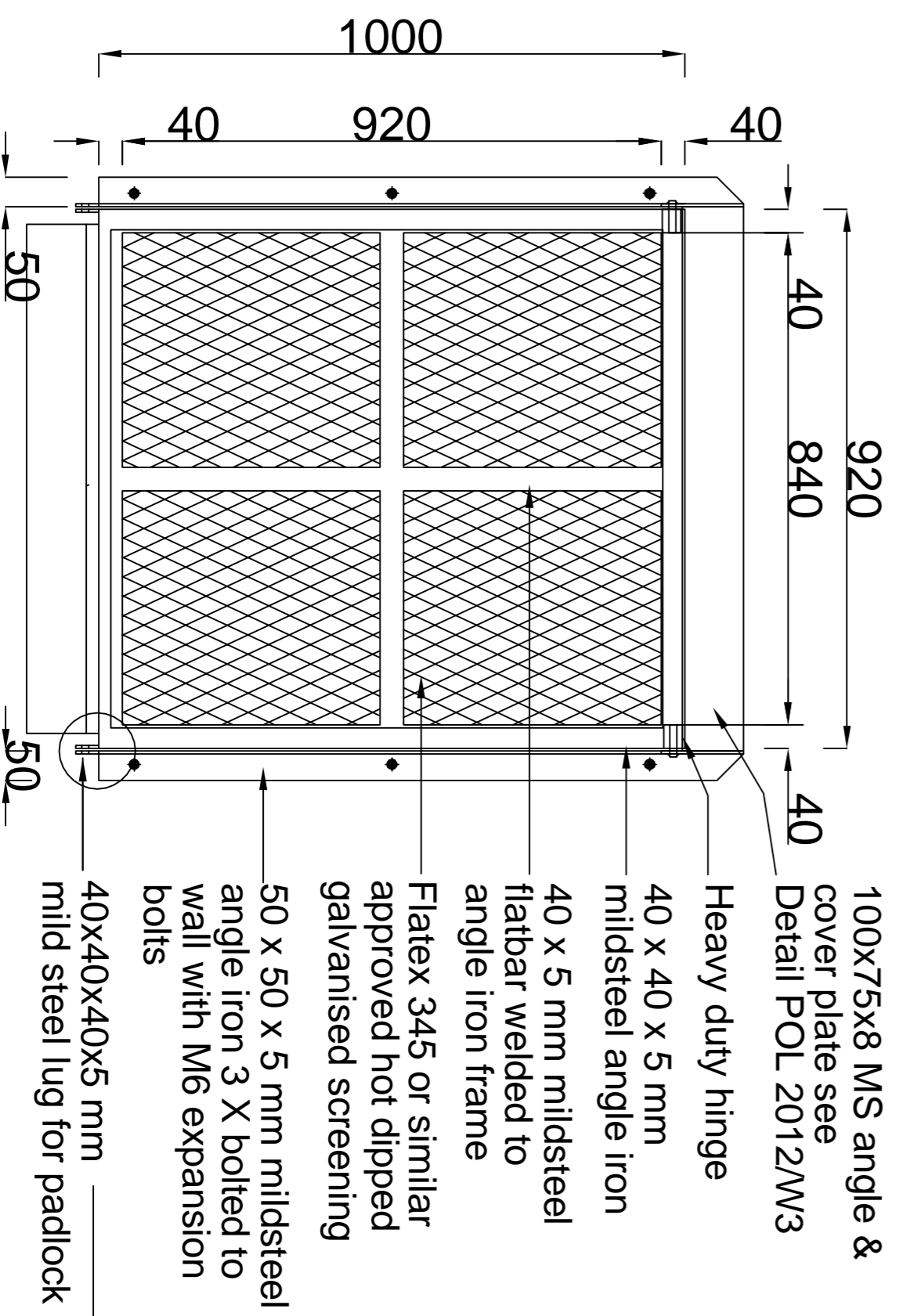
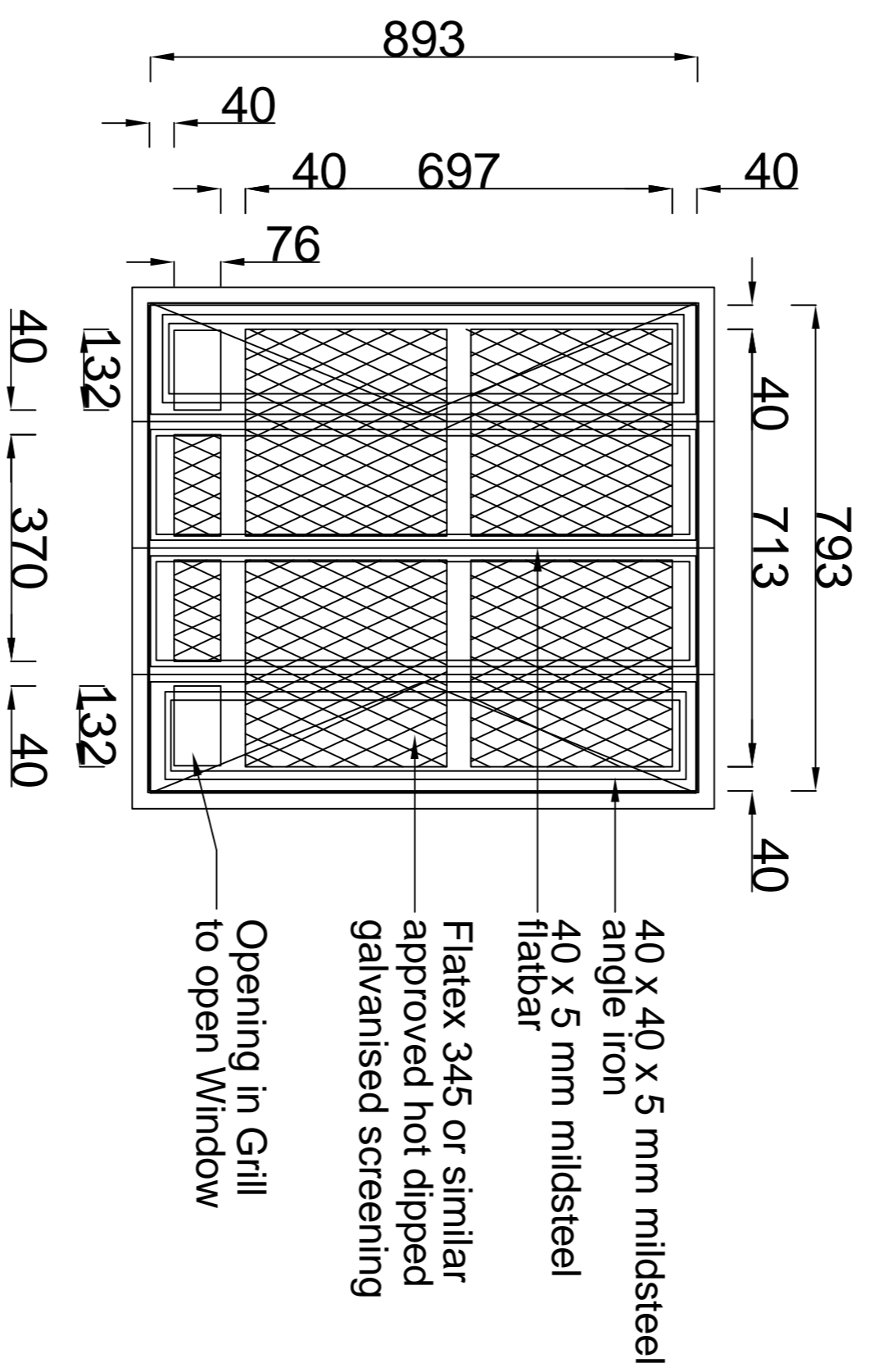
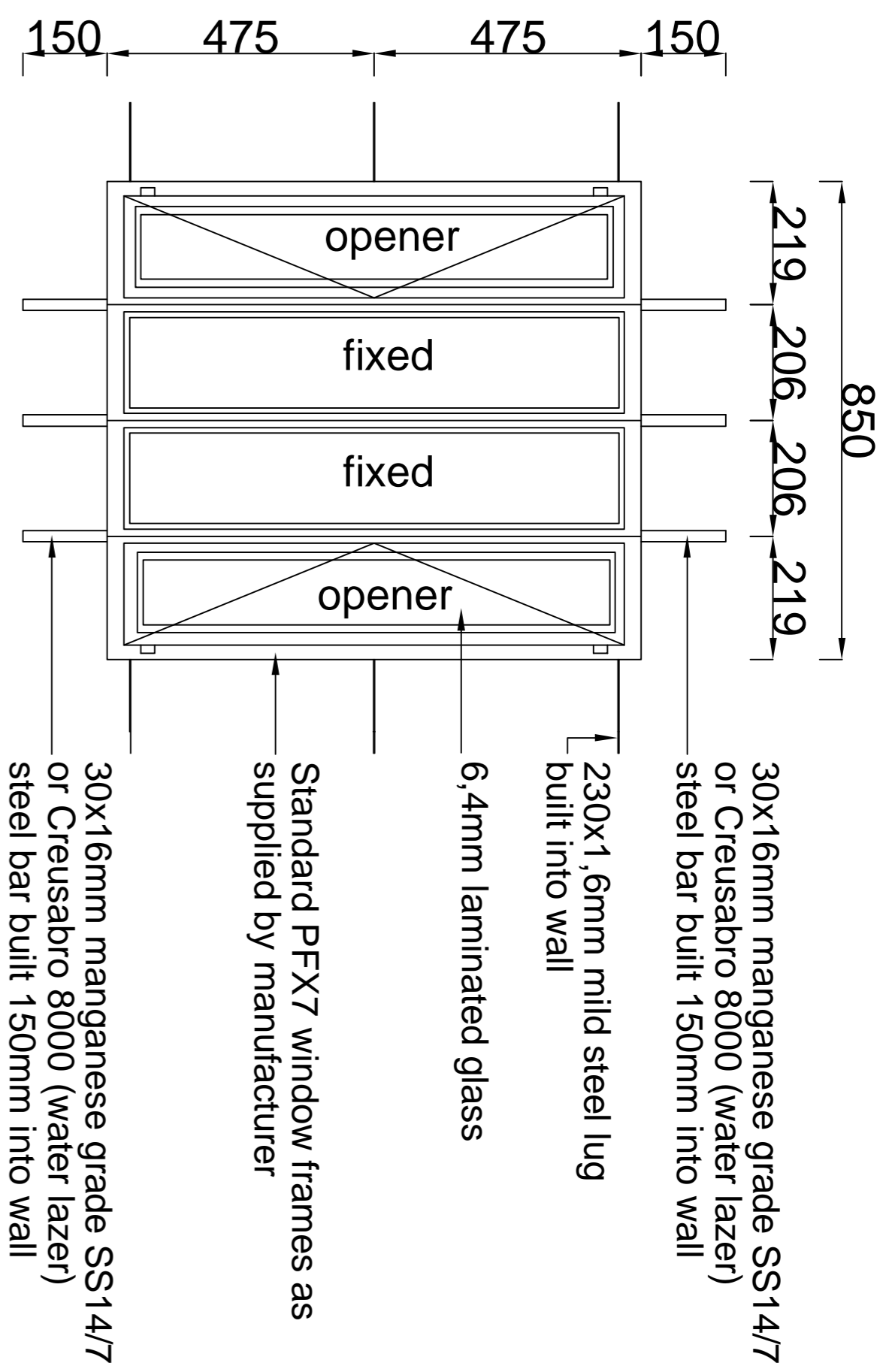
DEPARTMENT OF
 PUBLIC WORKS
 Private Bag X65
 Pretoria
 0001
 Tel (012) 337 2000
 Director-General:
 T.M. Sokutu

discipline
 ARCHITECTURAL
 service
 SOUTH AFRICAN
 POLICE SERVICE

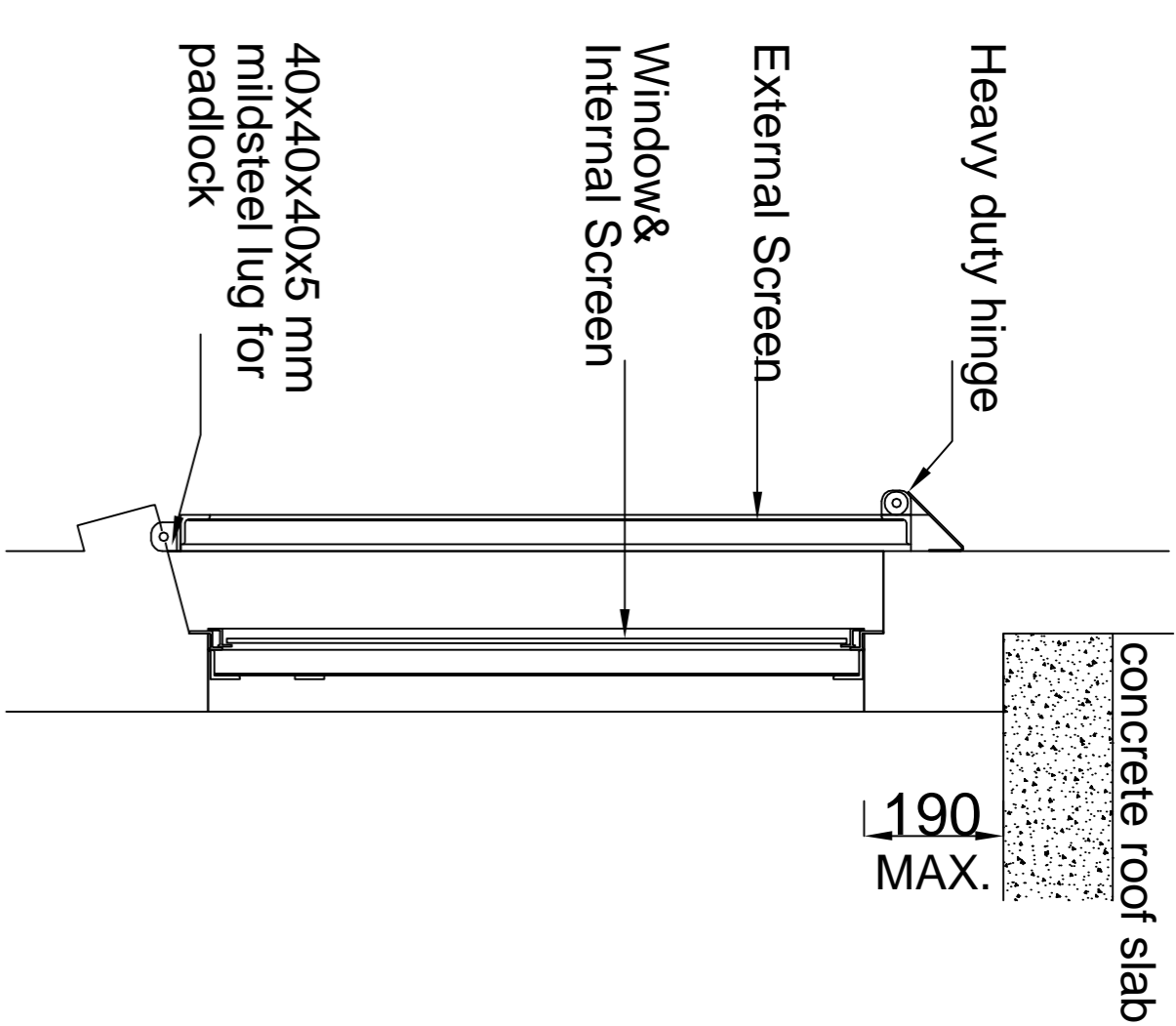
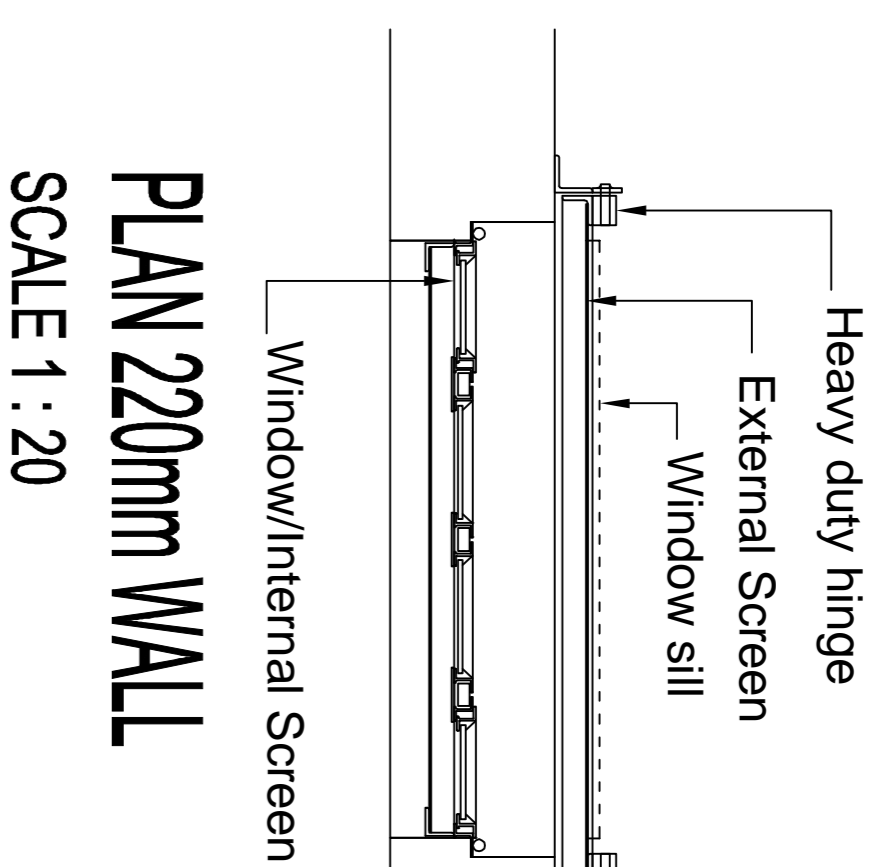


drawing title
 TYPE CELL VISITORS
 ELEVATION & DETAILS
 OF ALUMINIUM FRAME

VCS number
 drawing number
 scale
 As Shown
 date
 JULY 2012
 type number
 POL 2012/V3
 designed
 drawn
 K SMART
 checked



NOTE
INTERNAL FIXED SCREEN TO BE WELDED TO INSIDE OF WINDOW



WINDOW FRAME

Purpose made Window to Specification, Size & Details as Standard Drawing POL 2012/W2 & W3

GLASS

6,4 mm Laminated Safety Glass

FURNITURE

Purpose made Handle & Hinges to Specification, Size & Details as per Standard Drawing POL 2012/W2

PUTTY

Putty to be primed and painted with Enamel paint Colour to match either galvanising or painted frames - see PW 371

INTERIOR SCREEN

Purpose made Fixed Screen to Specification, Size & Details as Standard Drawing POL 2012/W2 and POL 2012/W3

EXTERIOR SCREEN

Purpose made Screen to Specification, Size & Details as Standard Drawing POL 2012/W2 and POL 2012/W3

FURNITURE

2x Cylinder Padlocks (Solid 630 or similar & approved). One key to pass all padlocks per project (Triplicate key/s)


NOTE
Cell Windows in External Walls to be maximum of 2 brick courses below Concrete Slab Top of Cell Window between Cell & Cell Yards to be at Door height.

NOTE:
All work according to Departmental Specification PW 371
All steel to be Galvanised
All steel work to be hot dipped galvanised, all in accordance with SABS Specification 763.
- see PW 371 Section 13 Clause 13.1 to 13.3

NO.	DATE	AMENDMENT	D.P.M.
Copyright vests in the Department of Public Works			
NOTE References to trade names are used only to simplify detailing. Various similar and approved products are available and can be substituted with prior approval from SAPS SCM (Expert Services) Pretoria. Tel (012) 845 8726 Fax (012) 845 8762			

cad file name
POL2012-W1.DRW
CELL WINDOW
DETAIL PLAN & DETAILS

DEPARTMENT OF PUBLIC WORKS
Private Bag X65
Pretoria
0001
Tel (012) 337 2000
Director-General:
T.M. Sokutu



discipline
ARCHITECTURAL
service
SOUTH AFRICAN POLICE SERVICE


consultant/departmental

drawing title
**TYPE CELL WINDOW
DETAIL PLAN
& DETAILS**

VCS number

scale
As SHOWN
date
JULY 2012
type number
POL 2012/W1
drawing number

designed
checked
drawn
K. SMART



NO.	DATE	AMENDMENT	D.P.W.

Copyright vests in the
Department of Public Works

NOTE
References to trade names are used only to simplify detailing. Various similar and approved products are available and can be substituted with prior approval from SAPS SCM (Expert Services) Pretoria.
Tel (012) 945 8726
Tel (012) 945 8726
Fax (012) 945 8762


cad file name
POL2012-W3.DRW
CELL WINDOW DETAIL SECT.
HINGE & LOCK DETAILS

DEPARTMENT OF
PUBLIC WORKS
Private Bag X65
Pretoria
0001
Tel (012) 337 2000

Director-General:
T.M. Sokulu

consultant/departmental

discipline
ARCHITECTURAL
service
SOUTH AFRICAN
POLICE SERVICE



WCS number

drawing title
TYPE CELL WINDOW
DETAIL SECTION
HINGE & LOCK DETAILS

ref no

scale
As Shown

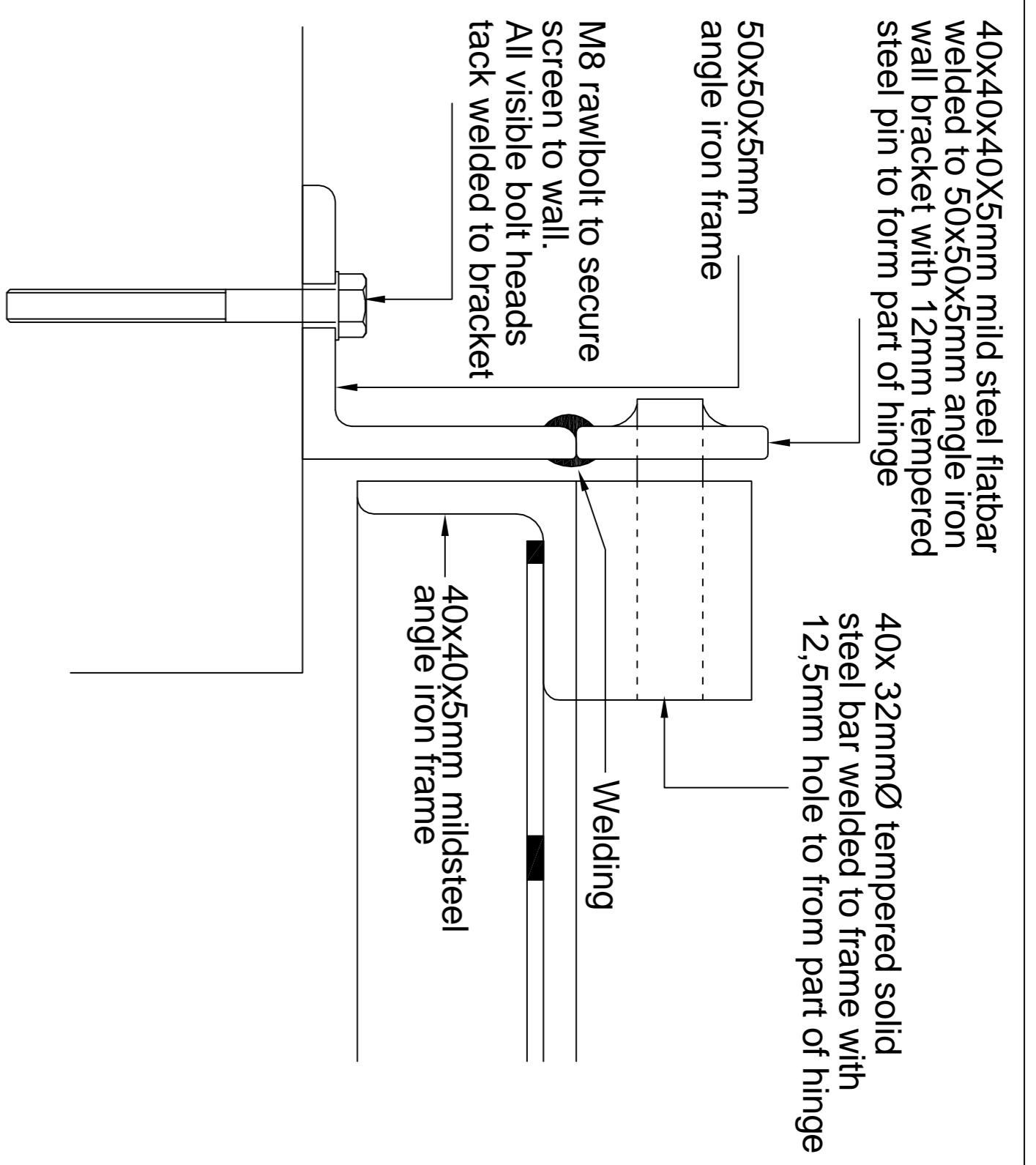
date
JULY 2012

type number
POL 2012W3

drawn
K SMART

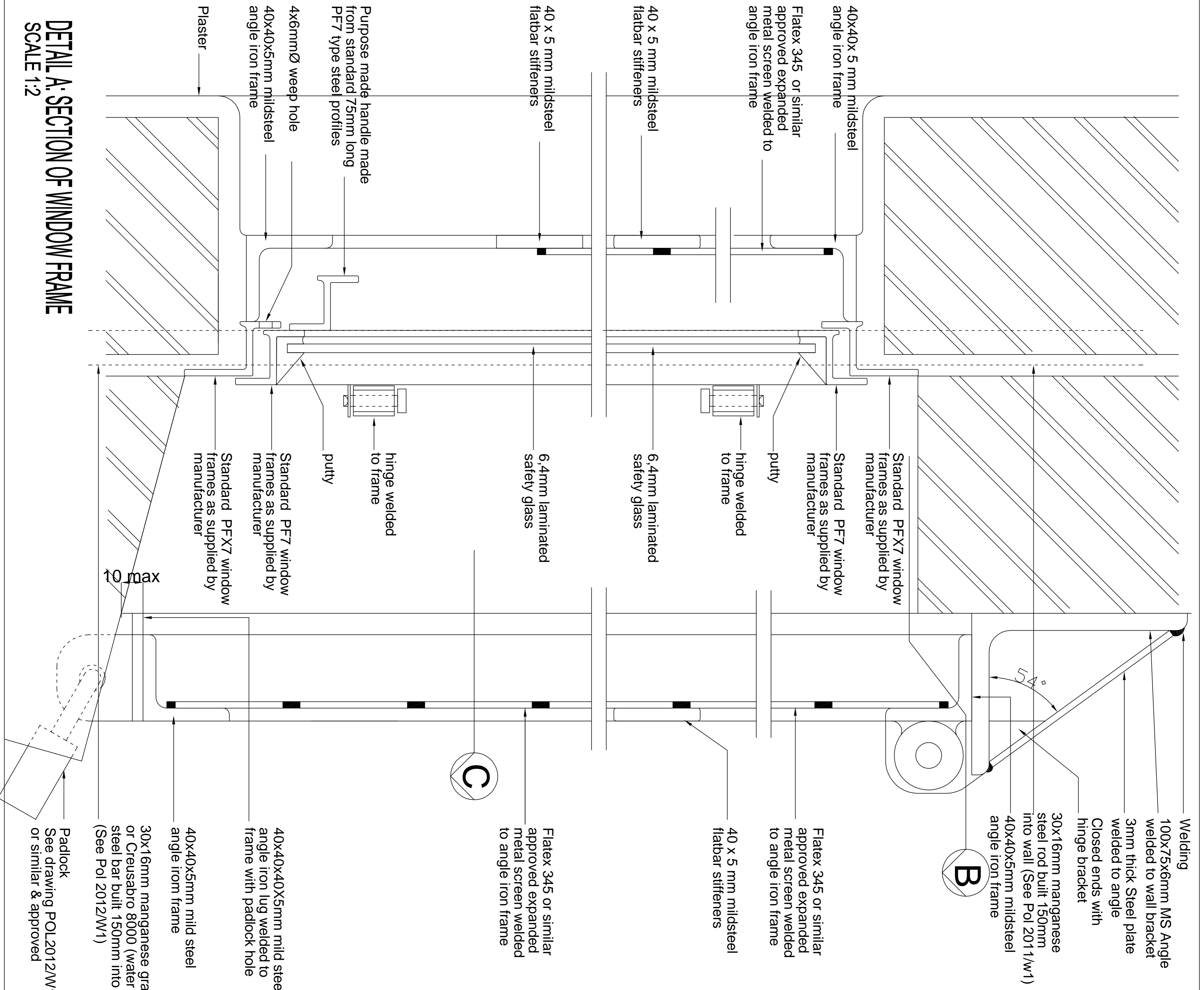
checked

designed

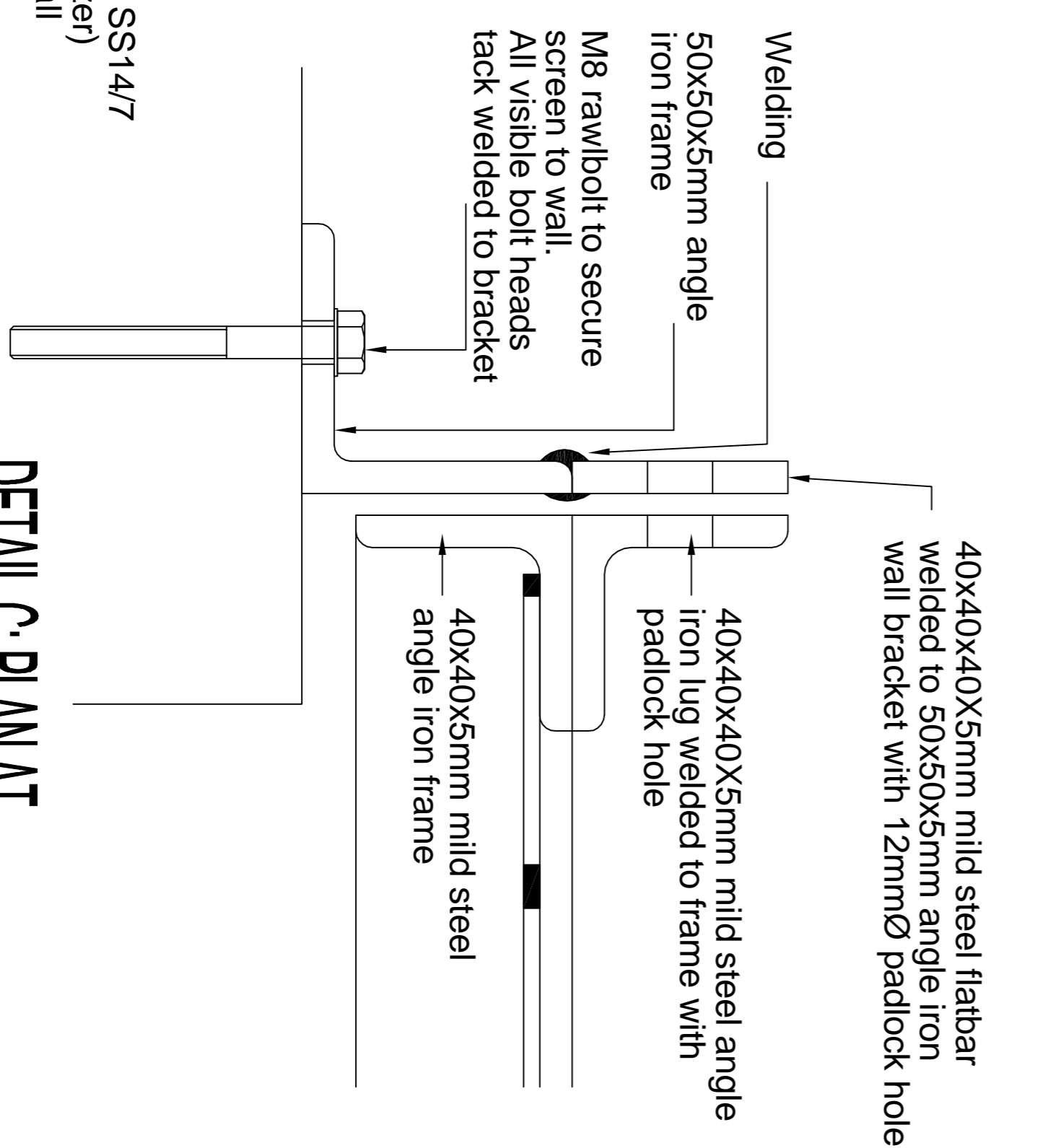


DETAIL B:
PLAN AT SCREEN HINGE
SCALE 1:2

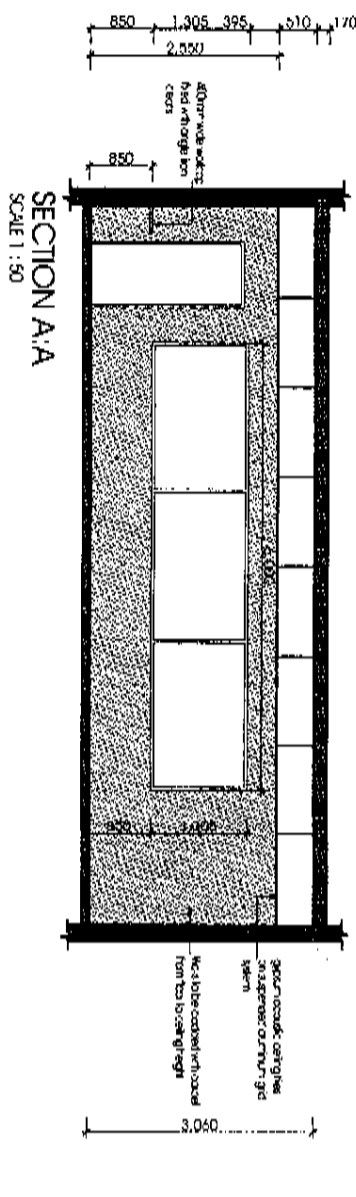
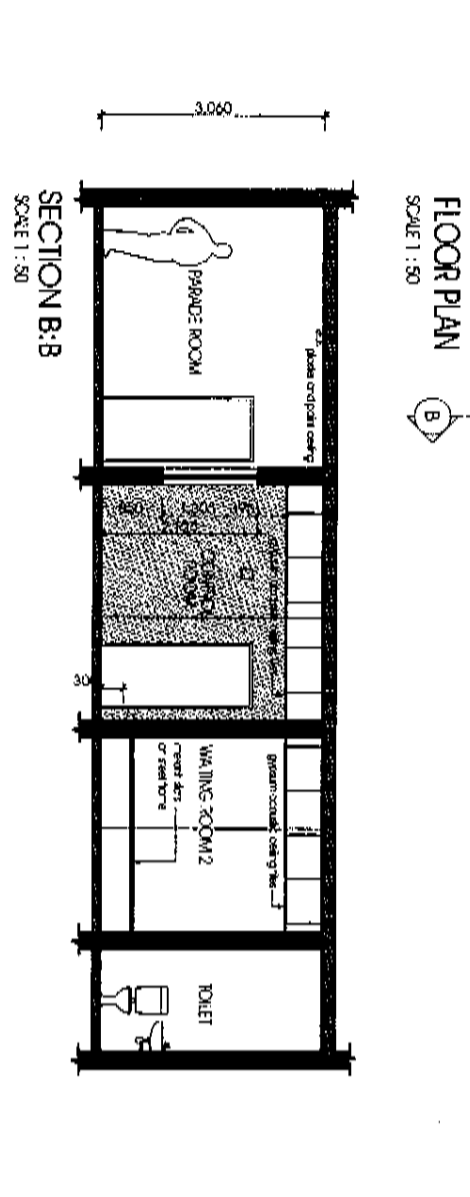
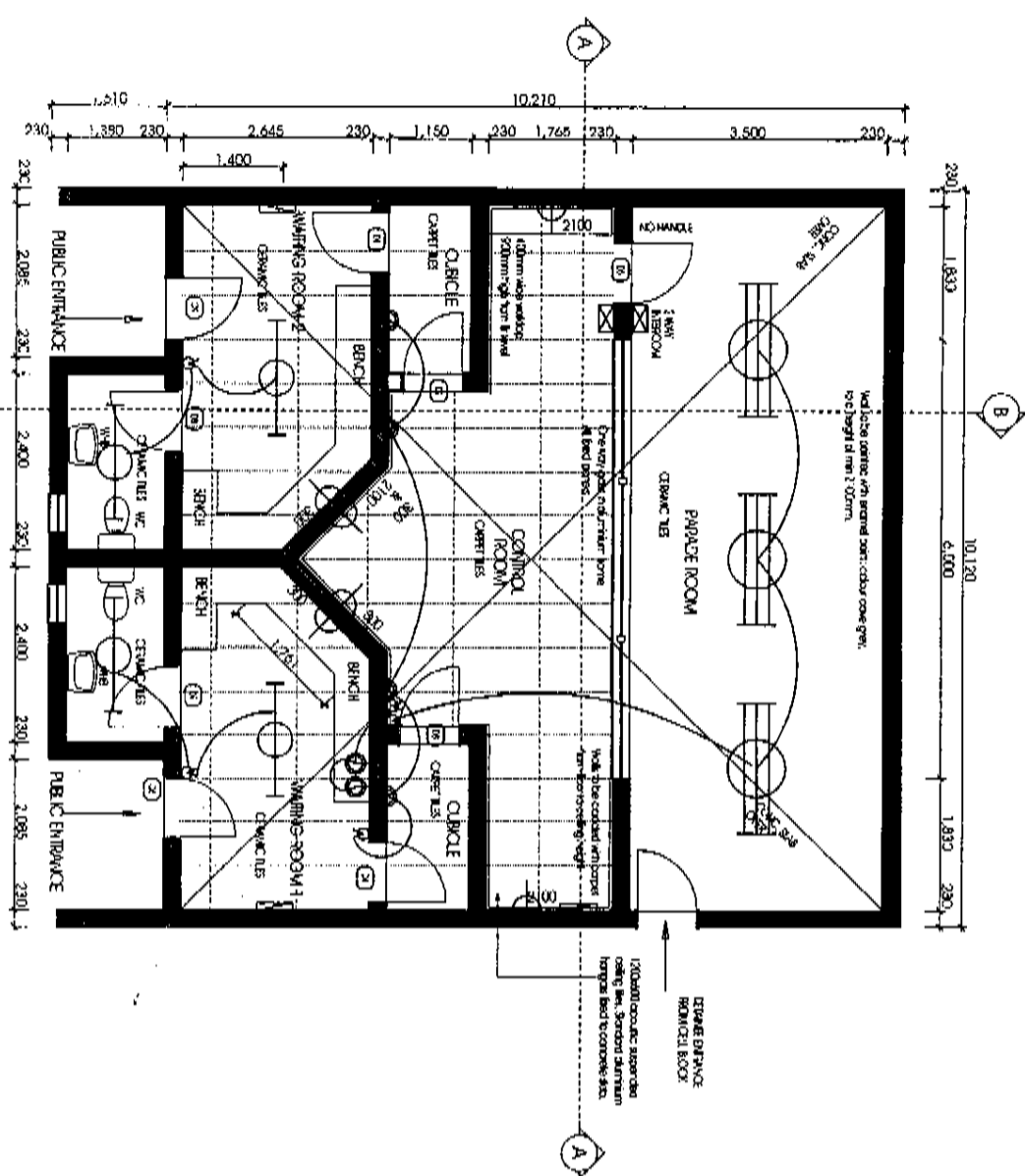
NOTE:
All work according to Departmental Specification PW 371
All steel to be Galvanised
All steel work to be hot dipped galvanised, all in accordance with SANS Specification 121 (SABS ISO 1461).
- see PW 371 Section 12 Clause 12.1 to 12.3



DETAIL A: SECTION OF WINDOW FRAME
SCALE 1:2



DETAIL C: PLAN AT LUGS FOR PADLOCK.
SCALE 1:2



CONSTRUCTION NOTES :

PARADE ROOM:
 FLOOR: GRANO, SEEB ROATED
 WALLS: GREY EVAER PAINT
 CEILING: PASTER AND PAINT ON CONCRETE SLAB
 FITTINGS: AIRCON TO MACH- ENG SPECS
 LOUVER/SLAT MIRROROM.

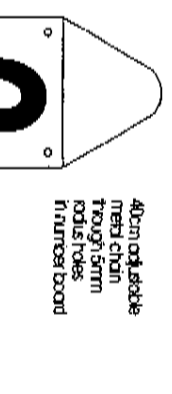
CONTROL ROOM:
 FLOOR: CARPET TILES 300x300 NEEDLE PUNCH, STAINPROOF FIBRE
 TOTAL THICKNESS 6mm LAD IN ACCORDANCE TO SABS 01 86-2000
 WALLS: CLADDED IN CARPET BR/OLO/COAL NEEDLE PUNCH, STAINPROOF FIBRE
 TOTAL THICKNESS 6mm LAD IN ACCORDANCE TO SABS 01 86-2000
 CEILING: ACOUSTIC CEILING TILES ON SUSPENDED SYSTEM
 FITTINGS: AIRCON TO MACH- ENG SPECS
 LOUVER/SLAT = MIRROROM.

WAITING ROOM 1:
 FLOOR: NON SLIP CERAMIC FLOOR TILES
 WALLS: EWABER PAINT ON PASTER
 CEILING: ACOUSTIC CEILING TILES ON SUSPENDED SYSTEM
 FITTINGS: AIRCON TO MACH- ENG SPECS
 GREEN AND RED MEDICAL LIGHTS
 TABER SLATS BENCH

WAITING ROOM 2:
 FLOOR: NON SLIP CERAMIC FLOOR TILES
 WALLS: EWABER PAINT ON PASTER
 CEILING: ACOUSTIC CEILING TILES ON SUSPENDED SYSTEM
 FITTINGS: AIRCON TO MACH- ENG SPECS
 TABER SLATS BENCH

VIEWING PANEL:
 ANODISED ALUMINIUM FRAME AS PER PDI/CATED SPEC.
 ONE WAY GLASS UNANNIATED REFLECTIVE COATED SAFETY GLASS. MIN THICKNESS 9.5mm (HIGH IMPACT)
 COLOUR OF REFLECTIVE COATING: SILVER

GENERAL:
 ALL ROOMS EXCEPT BATHROOMS TO BE AIR-CONDITIONED.
 ENSURE THAT SOUND BARRIERS BETWEEN ROOMS IS ELIMINATED.
 CONCRETE SLAB TO BE PROTECTED OVER FACULT AS INDICATED.
 LIGHTING IN PARADE ROOM TO BE MINIMUM SEVEN TIMES ADDITIONAL INTENSITY TO THOSE IN THE CONTROL ROOM.



DETAIL : PARADE NUMBERS
 SCALE 1 : 10

ELECTRICAL KEY :

- DOUBLE FLUORESCENT 1220mm FITTING WITH DIFFUSER
- SINGLE FLUORESCENT 610mm FITTING WITH DIFFUSER
- RED AND GREEN LIGHT FITTINGS (1500mm FROM F.F.L.)
- RECESSED NIGHT LIGHT (300mm FROM F.F.L.)
- DOUBLE PUSH INSTALLED AT HEIGHT INDICATED
- LIGHT SWITCH WITH COVERPLATE
- TWO WAY MIRROROM

<p>S A Police Service Expert Services</p>	<p>SAOS DETAILS</p> <p>IDENTIFICATION PARADE ROOM</p>	<p>REVISIONS</p> <table border="1" style="width: 100%; border-collapse: collapse;"> <thead> <tr> <th>NO.</th> <th>DATE</th> <th>REVISION</th> </tr> </thead> <tbody> <tr> <td> </td> <td> </td> <td> </td> </tr> </tbody> </table>	NO.	DATE	REVISION				<p>SCALE</p> <p>FLOOR PLAN 1:50 SECTIONS 1/1</p>	<p>DATE</p> <p>OCT 2009</p>	<p>PROJECT</p> <p>10 PARADE ROOM</p>	<p>DESIGNER</p> <p>M.S.</p>
NO.	DATE	REVISION										